LITHONIA LIGHTING®

Catalog Number	
Notes	
Type	

FEATURES & SPECIFICATIONS

INTENDED USE — Provides a minimum of 90 minutes illumination for the rated wattage upon loss of AC power to meet and exceed code required emergency lighting. Ideal for light, heavy and demanding industrial applications requiring LEDs with quick installation and unparalleled performance for mounting heights from 7.5' to 40'. **Certain airborne contaminants can diminish the integrity of acrylic and/or polycarbonate. Click here for Acrylic-Polycarbonate Compatibility table for suitable uses.**

CONSTRUCTION — The housing is gray thermoplastic, design to perform in a wide variety of industrial applications. It is 5VA flame rated, impact-resistant, scratch-resistant and corrosion proof. The UV-stable resin resists discoloration from natural and man-made light sources. There is a low-profile, integrated and back-lit test switch with an easily visible multi-color LED status indicator. The back-plate contains a universal j-box mounting pattern to facilitate ease of installation on a wide variety of j-boxes and the front housing allows tool-less access for ease of maintenance. The lamp heads have a unique track-and-swivel arrangement permitting full range of direction of optical aiming.

OPTICS — The SP640L features four high-performance LEDs rated at 6.6 watts and delivers a total of 640 lumens in a spot pattern.

The SP1100L features six high-performance LEDs rated at 10.6 watts and delivers a total of 1,100 lumens in a spot pattern.

The SP2200L features twelve high-performance LEDs rated at 22 watts and delivers a total of 2,200 lumens in a spot pattern.

CCT: 5000K.

INDRE and EXTLRE LED remotes available in 3.3W (SP640L) lamps @ 5VDC-20VDC (-40 - 55°C) input, 5.3W (SP1100L) lamps and 11W (SP2200L) lamps @ 7VDC-30VDC (-30- 50°C) input.

The typical life of an LED is 10 years. The LED light sources typically never need to be replaced under normal conditions for normal off applications.

ELECTRICAL — UVOLT (120 thru 347V, 50/60hz). Current-limiting charger maximizes battery life and minimizes energy consumption to provide low operating costs. Small battery chargers Certified in the CA Title 20 Appliance Efficiency Database.

Short-circuit protection — current-limiting charger circuitry protects printed circuit board from shorts. Regulated charge voltage maintains a stable charge voltage over a wide range of line voltages.

Prevents over/undercharging that shortens battery life and reduces capacity. Filtered charger input minimizes charge voltage ripple and extends battery life.

BATTERY: Lithium Iron Phosphate battery. Optional High-Output (HO option) and Extra High Output (EHO option), LTP battery type only, provides a wide variety of remote capacities and/or extended run time.

SELF-DIAGNOSTICS and REMOTE TEST (SDRT and AELR OPTION): Automatic 24-hour recharge after a 90-minute discharge. Advanced electrical design provides constant light output throughout the entire discharge period. Brownout protection is automatically switched to emergency mode when supply voltage drops below approximately 80 percent nominal of 120, 220, 277 or 347. Other input voltages may vary. AC/LVD reset allows battery connection before AC power is applied and prevents battery damage from deep discharge.

Self-Diagnostics: Continuously monitors AC functionality. Standard derangement monitoring will indicate disconnected battery, charger failure and displays green flashing indicator light while in emergency mode. Single multi-chromatic LED indicator to display two-state charging, test activation and three-state self-diagnostics.

Self-diagnostic testing: Five minutes every 30 days and 90 minutes annually. Diagnostic evaluation of lamps, AC to DC transfer, battery charging and condition of microprocessor. Automatic test is easily postponed for eight hours by activating manual test switch or use of remote tester (RTKIT accessory).

Manual testing: Test switch and remote tester (RTKIT accessory) provides manual activation of 60-second diagnostic testing for on-demand visual inspection.

AELR option: STAR (Self-testing Automated Reporting) radio transmits monthly and annual test results and diagnostics information for automated reporting requirements.
For more information visit AcuityBrands.com/STAR

INSTALLATION — Wall mount standard (ceiling mount capable, no additional hardware required). Steel mounting bracket ensures easy installation and safe maintenance. 7/8" entrance provision at top of unit for standard 1/2" conduit entry. Tool-less removal of front cover from back-plate for ease of installation and maintenance.

LISTINGS — INDL is UL wet location listed standard and the EXTL is NEMA 4X, IP66 and NSF listed at 32-122°F (0-50°C). Meets or exceeds all applicable requirements for UL 924, NFPA 101 (current Life Safety code), NFPA 70 (NEC), NOM (Norma Oficial Mexicana), California Energy Commission Title 20 section 1605.3 (W)(4), FCC Title 47, Part 15, Subpart B and OSHA. List and labeled to comply with Canadian Standards C22.2 No. 141-10. Meets City of Chicago code.

BUY AMERICAN ACT (EXTL and EXTLRE only) — Product with the BAA option is assembled in the USA and meets the Buy America(n) government procurement requirements under FAR, DFARS and DOT regulations. Please refer to www.acuitybrands.com/buy-american for additional information.

WARRANTY — 5-year limited warranty. This is the only warranty provided and no other statements in this specification sheet create any warranty of any kind. All other express and implied warranties are disclaimed. Complete warranty terms located at: www.acuitybrands.com/support/warranty/terms-and-conditions

NOTE: Actual performance may differ as a result of end-user environment and application.
All values are design or typical values, measured under laboratory conditions at 25 °C.
Specifications subject to change without notice.

† Small Battery Chargers Certified in the CA Title 20 Appliance Efficiency Database.

c UL us LISTED · BC · FC · NOM · CERTIFIED IN TITLE 20 † · BAA

star SELF-TESTING AUTOMATED REPORTING

Industrial LED Emergency Lights

INDL
Indura®
Wet Location

WET LOCATION™

EXTL
Extreme®
NEMA 4X

NSF · LED

MOUNTING

All dimensions are inches (centimeters) unless otherwise indicated.

INDL SP640L/ SP1100L/SP2200L Specifications	*EXTL SP640L/ SP1100L/SP2200L Specifications*
Length: 9.75(24.77)	Length: 10.42(26.47)
Depth: 6.31(16.03)	Depth: 6.42(15.85)
Height: 13.04(33.12)	Height: 13.94(35.41)
Weight of SP640L / SP1100L: 4.90 lbs (2.22kg)	Weight of SP640L / SP1100L: 5.55lbs (2.52kg)
Weight of SP2200L: 7.0 lbs (3.18kg)	Weight of LP2200L: 7.65 lbs (3.47kg)

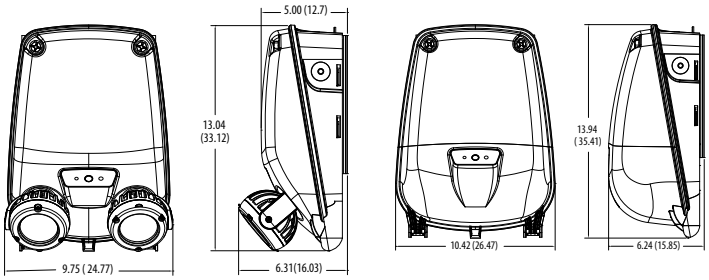

INDURA® WET LOCATION

ORDERING INFORMATION For shortest lead times, configure product using **bolded options.**

Example: INDL SP1100L UVOLT LTP SDRT

Series	Lamp Type	Housing Color	Voltage	Battery Type	Automatic Testing	Options
INDL Indura® Wet location	**SP640L** 640 lumen, 6.6 watt, Spot distribution **SP1100L** 1100 lumen, 10.6 watt, Spot distribution **SP2200L** 2200 lumen, 22 watt, Spot distribution[1]	**(blank)** Gray	**UVOLT** 120-347VAC, 50/60hz	**LTP** Lithium Iron Phosphate	**SDRT** Self-Diagnostics, Remote Testing AELR Automatic Emergency Lighting Reporting[2]	**(blank)** Not Required HO High-Output Battery EHO Extra High-Output Battery CW Cold Weather (-30 - 50c)

Notes

1 SP2200L lumen package only available with EHO option.

2 SDRT required. AELR transmits monthly and annual test results and diagnostics information for automated reporting requirements. Only available with LTP battery type.

INDURA® WET LOCATION REMOTE

ORDERING INFORMATION For shortest lead times, configure product using **bolded options.**

Example: INDRE SP1100L T

Series	Lamp Type	Housing Color	Voltage	Number of Lamps
INDRE Indura® Wet location remote	**SP640L** 320 lumen, 3.3 watt, Spot distribution, 5VDC-20VDC input @ (-40 - 55°C) **SP1100L** 550 lumen, 5.3 watt, Spot distribution, 7VDC-30VDC input @ (-30 - 50°C) **SP2200L** 1100 lumen, 11 watt, Spot distribution, 7VDC-30VDC input @ (-30 - 50°C)	**(blank)** Gray	**(blank)** Universal DC Voltage (7-30VDC)	**SGL** Single **T** Twin[1]

Notes

1 For twin (T) remote, multiply lumens and watts by 2.

EXTREME® NEMA 4X

Buy American

ORDERING INFORMATION For shortest lead times, configure product using **bolded options.**

Example: EXTL SP1100L UVOLT LTP SDRT

Series	Lamp Type	Housing Color	Voltage	Battery Type	Automatic Testing	Options
EXTL Extreme® NEMA 4X	**SP640L** 640 lumen, 6.6 watt, Spot distribution **SP1100L** 1100 lumen, 10.6 watt, Spot distribution **SP2200L** 2200 lumen, 22 watt, Spot distribution[1]	**(blank)** Gray	**UVOLT** 120-347VAC, 50/60hz	**LTP** Lithium Iron Phosphate	**SDRT** Self-Diagnostics, Remote Testing AELR Automatic Emergency Lighting Reporting[2]	**(blank)** Not Required HO High-Output Battery EHO Extra High-Output Battery CW Cold Weather (-30 - 50c) BAA Buy America(n) Act Compliant

Notes

1 SP2200L lumen package only available with EHO option.

2 SDRT required. AELR transmits monthly and annual test results and diagnostics information for automated reporting requirements. Only available with LTP battery type. Not available with BAA option.

EXTL EXTREME® NEMA 4X REMOTE

Buy American

ORDERING INFORMATION For shortest lead times, configure product using **bolded options.**

Example: EXTLRE SP1100L SGL

Series	Lamp Type	Housing Color	Voltage	Number of Lamps	Options
EXTLRE Extreme® NEMA 4X Remote	**SP640L** 320 lumen, 3.3 watt, Spot distribution, 5VDC-20VDC input @ (-40 - 55°C) **SP1100L** 550 lumen, 5.3 watt, Spot distribution, 7VDC-30VDC input @ (-30 - 50°C) **SP2200L** 1100 lumen, 11 watt, Spot distribution, 7VDC-30VDC input @ (-30 - 50°C)	**(blank)** Gray	**(blank)** Universal DC Voltage (7-30VDC)	**SGL** Single **T** Twin[1]	BAA Buy America(n) Act Compliant

Notes

1 For twin (T) remote, multiply lumens and watts by 2.

Accessories: *Order as separate catalog number.*	
RTKIT	Remote test kit, up to 40' away (includes goggles, laser and battery)

© 2018-2022 Acuity Brands Lighting, Inc. All rights reserved.

INDL SPACING GUIDELINES

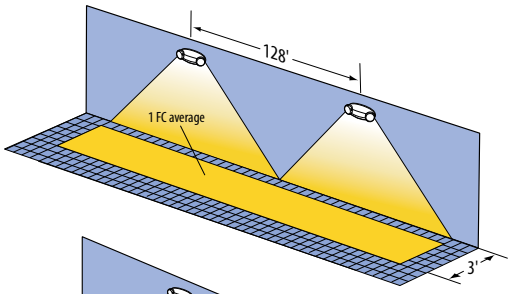

Example of multiple INDL luminaires illuminating a 3' path of egress.

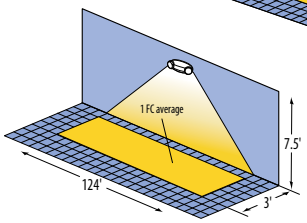

Example of single INDL illuminating a 3' path of egress.

* Application image examples are using SP2200L lamp at 10' MH.

EXTL SPACING GUIDELINES

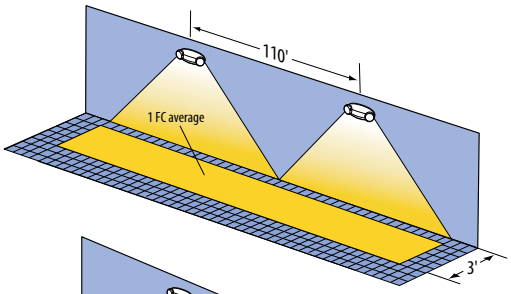

Example of multiple EXTL luminaires illuminating a 3' path of egress.

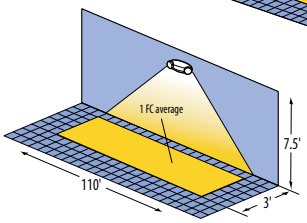

Example of single EXTL illuminating a 3' path of egress.

* Application image examples are using SP2200L lamp at 10' MH.

Maximum Spacing Guidelines — INDL SP640L

Mounting Height	Illumination Level	Single Luminaire		Multiple Luminaire		Application Notes
		3' Path of Egress	6' Path of Egress	3' Path of Egress	6' Path of Egress	
7.5'	1FC Avg[1]	58'	56'	63'	57'	Open warehouse: 200'x15'x30' 10/10/10 reflectances
10'	1FC Avg[1]	56'	50'	59'	54'	
12'	1FC Avg[1]	56'	50'	58'	53'	
16'	1FC Avg[1]	52'	48'	54'	50'	
20'	1FC Avg[1]	48'	44'	50'	46'	
24'	1FC Avg[1]	44'	40'	46'	42'	

Notes:
1. Also meets the additional illumination requirements of NFPA 101: 1FC minimum and max/min ratio of 40:1.

Maximum Spacing Guidelines — EXTL SP640L

Mounting Height	Illumination Level	Single Luminaire		Multiple Luminaire		Application Notes
		3' Path of Egress	6' Path of Egress	3' Path of Egress	6' Path of Egress	
7.5'	1FC Avg[1]	54'	48'	57'	50'	Open warehouse: 200'x15'x30' 10/10/10 reflectances
10'	1FC Avg[1]	52'	48'	56'	50'	
12'	1FC Avg[1]	48'	42'	50'	45'	
16'	1FC Avg[1]	46'	40'	48'	43'	
20'	1FC Avg[1]	42'	38'	44'	40'	
24'	1FC Avg[1]	36'	34'	38'	36'	

Notes:
1. Also meets the additional illumination requirements of NFPA 101: 1FC minimum and max/min ratio of 40:1.

Maximum Spacing Guidelines — INDL SP1100L

Mounting Height	Illumination Level	Single Luminaire		Multiple Luminaire		Application Notes
		3' Path of Egress	6' Path of Egress	3' Path of Egress	6' Path of Egress	
7.5'	1FC Avg[1]	76'	74'	82'	75'	Open warehouse: 200'x15'x30' 10/10/10 reflectances
10'	1FC Avg[1]	76'	72'	79'	75'	
12'	1FC Avg[1]	72'	70'	78'	74'	
16'	1FC Avg[1]	68'	66'	73'	69'	
20'	1FC Avg[1]	64'	62'	67'	64'	
24'	1FC Avg[1]	60'	58'	63'	60'	

Notes:
1. Also meets the additional illumination requirements of NFPA 101: 1FC minimum and max/min ratio of 40:1.

Maximum Spacing Guidelines — EXTL SP1100L

Mounting Height	Illumination Level	Single Luminaire		Multiple Luminaire		Application Notes
		3' Path of Egress	6' Path of Egress	3' Path of Egress	6' Path of Egress	
7.5'	1FC Avg[1]	69'	67'	72'	67'	Open warehouse: 200'x15'x30' 10/10/10 reflectances
10'	1FC Avg[1]	69'	62'	72'	66'	
12'	1FC Avg[1]	68'	61'	70'	65'	
16'	1FC Avg[1]	62'	60'	66'	62'	
20'	1FC Avg[1]	60'	56'	63'	60'	
24'	1FC Avg[1]	54'	54'	58'	55'	

Notes:
1. Also meets the additional illumination requirements of NFPA 101: 1FC minimum and max/min ratio of 40:1.

Maximum Spacing Guidelines — INDL SP2200L

Mounting Height	Illumination Level	Single Luminaire		Multiple Luminaire		Application Notes
		3' Path of Egress	6' Path of Egress	3' Path of Egress	6' Path of Egress	
7.5'	1FC Avg[1]	124'	114'	128'	115'	Open warehouse: 200'x15'x30' 10/10/10 reflectances
10'	1FC Avg[1]	118'	116'	122'	114'	
12'	1FC Avg[1]	120'	116'	121'	114'	
16'	1FC Avg[1]	116'	112'	119'	114'	
20'	1FC Avg[1]	112'	108'	115'	111'	
24'	1FC Avg[1]	106'	104'	108'	107'	

Notes:
1. Also meets the additional illumination requirements of NFPA 101: 1FC minimum and max/min ratio of 40:1.

Maximum Spacing Guidelines —EXTL SP2200L

Mounting Height	Illumination Level	Single Luminaire		Multiple Luminaire		Application Notes
		3' Path of Egress	6' Path of Egress	3' Path of Egress	6' Path of Egress	
7.5'	1FC Avg[1]	110'	100'	110'	104'	Open warehouse: 200'x15'x30' 10/10/10 reflectances
10'	1FC Avg[1]	106'	100'	108'	104'	
12'	1FC Avg[1]	104'	100'	108'	104'	
16'	1FC Avg[1]	102'	98'	104'	101'	
20'	1FC Avg[1]	98'	94'	104'	100'	
24'	1FC Avg[1]	94'	90'	100'	92'	

Notes:
1. Also meets the additional illumination requirements of NFPA 101: 1FC minimum and max/min ratio of 40:1.

© 2018-2022 Acuity Brands Lighting, Inc. All rights reserved.

COMPATIBLE REMOTES

BATTERY CAPACITY AND LOADING				
	Total Capacity	# of Remote SP640L Lamp Heads*	# of Remote SP1100L Lamp Heads*	# of Remote SP2200L Lamp Heads*
INDL SP640L / EXTL SP640L	11W	1	0	0
INDL SP640L HO / EXTL SP640L HO	20.5W	4	2	1
INDL SP640L EHO / EXTL SP640L EHO	32W	7	4	2
INDL SP1100L / EXTL SP1100L	11W	0	0	0
INDL SP1100L HO / EXTL SP1100L HO	20.5W	3	1	0
INDL SP1100L EHO / EXTL SP1100L EHO	32W	6	4	1
INDL SP2200L EHO/ EXTL SP2200L EHO	32W	3	1	0

*In addition to the lamp heads on the product

INDRE SP640L T INDRE SP1100L T INDRE SP2200L T

INDRE - die-cast base

EXTLRE SP640L T EXTLRE SP1100L T EXTLRE SP2200L T

EXTLRE - polycarbonate shield (3mm thick) with die-cast base

MOUNTING

All dimensions are inches (centimeters) unless otherwise indicated.

INDRE SP640L SGL / T INDRE SP1100L SGL / T Specifications

Length: 11.76 (29.9)
Depth: 4.63 (11.8)
Height: 7.02 (17.8)
Weight of SGL: 3.05 lbs
Weight of T: 3.65 lbs

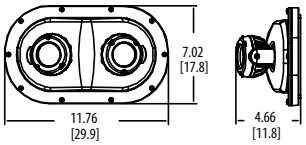

INDRE SP2200L SGL / T Specifications

Length: 11.76 (29.9)
Depth: 5.03 (12.8)
Height: 7.02 (17.8)
Weight of SGL: 3.3 lbs
Weight of T: 4.25 lbs

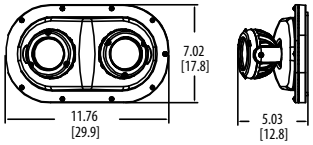

EXTLRE SP640L SGL / T EXTLRE SP1100L SGL / T Specifications

Length: 11.76 (29.9)
Depth: 6.06 (15.4)
Height: 7.02 (17.8)
Weight of SGL: 3.65 lbs
Weight of T: 4.25 lbs

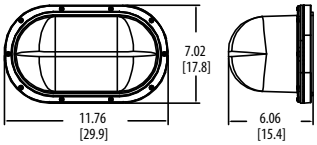

EXTLRE SP2200L SGL / T Specifications

Length: 11.76 (29.9)
Depth: 6.06 (15.4)
Height: 7.02 (17.8)
Weight of SGL: 4.9 lbs
Weight of T: 3.95 lbs

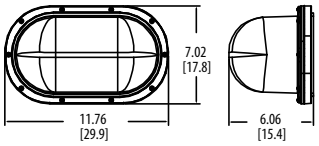

*SGL and T lamp head options use same mounting plate.

SPECIFICATIONS

Lamp Wattage	
Lamp Type	Watts per Lamp Head
SP640L	3.3W
SP1100L	5.3W
SP2200L	11W

ELECTRICAL				
Unit Type	Battery Type	Input Voltage(V)	Input Current (A)	Watts (W)
Cold weather-With Heater	Lithium Iron Phosphate (STD)	120	0.108	12.84
		347	0.087	15.2
	Lithium Iron Phosphate (HO)	120	0.157	18.69
		347	0.119	23.57
	Lithium Iron Phosphate (EHO)	120	0.202	23.95
		347	0.157	27.74
Non Cold weather-Without Heater	Lithium Iron Phosphate (STD)	120	0.028	2.72
		347	0.041	3.84
	Lithium Iron Phosphate (HO)	120	0.042	4.56
		347	0.043	6.62
	Lithium Iron Phosphate (EHO)	120	0.05	5.69
		347	0.047	7.65

Battery Capacity and Loading — Extended Run-Times		
Battery Option	Total Capacity* 2 hours	Total Capacity* 4 hours
INDL	8.25W	4.125W
INDL HO	15.37W	7.68W
INDL EHO	24W	12W
EXTL	8.25W	4.125W
EXTL HO	15.37W	7.68W
EXTL EHO	24W	12W

* *Total capacity including the lamp types shipped standard on luminaire. SP640L LED lamp heads are 3.3 watts each, SP1100L LED lamp heads are 5.3 watts each, and the SP2200L LED lamp heads are 11 watts each.

BATTERY					
Lithium Iron Phosphate					
Type	Voltage	Typical Shelf Life	Typical Life [1]	Maintenance [2]	Temperature Range [3,4]
STD	9.6V	1 year	6-8 years	none	32°F - 122°F (0°C - 50°C)
HO	9.6V	1 year	6-8 years	none	32°F - 122°F (0°C - 50°C)
EHO	12.8V	1 year	6-8 years	none	32°F - 122°F (0°C - 50°C)
CW	9.6V [5], 12.8V [5]	1 year	6-8 years	none	-22°F - 122°F (-30°C - 50°C)

Notes

1 At 77°F ambient temperature, charge/discharge cycles and prolonged full discharge may reduce useful life.

2 All life safety equipment, including emergency lighting for path of egress must be tested in accordance with all National Fire Protection Association (NFPA) and local codes. Failure to perform the required testing could jeopardize the safety of occupants and will void all warranties.

3 Temperature range where unit will provide capacity for 90 minutes. Higher and lower temperatures affect life and capacity.

4 Battery life is negatively impacted by many variables including temperature, charging rates, number of cycles and deep discharges due to long periods of time without AC power.

5 CW battery type is compatible with 9.6V (STD and HO) and 12.8V (EHO) options.

© 2018-2022 Acuity Brands Lighting, Inc. All rights reserved.