LITHONIA LIGHTING®

Catalog Number	
Notes	
Type	

LED Linear

CLX

24", 36", 48" and 96" Lengths

Flat Diffuse Lens

Round Diffuse Lens

Wide Diffuse Lens

CLX with Reflector

FEATURES & SPECIFICATIONS

INTENDED USE — The CLX is a linear lighting solution that is available in multiple lengths, lumen packages and distributions. Designed for versatility, the CLX can address virtually any indoor lighting need. The CLX is also offered in standard and high efficacy configurations and capable of being continuous row mounted or installed as a stand-alone fixture. Ideal for uplight and downlight in commercial, retail, manufacturing, warehouse, and display applications. **Certain airborne contaminants can diminish the integrity of acrylic and/or polycarbonate.** Click here for Acrylic-Polycarbonate Compatibility table for suitable uses.

CONSTRUCTION — Channel and cover are formed from code-gauge cold-rolled steel. Housing and lens endcaps are injection molded plastic to provide a more architectural look and feel. The endcaps come standard with a 7/8" knock out for continuous mounting but can be ordered without.

Finish: Paint options include high-gloss, baked white polyester (WH), galvanized (GALV), matte black (MB) and smoke gray (SKGY). Five-stage iron phosphate pre-treatment ensures superior paint adhesion and rust resistance.

OPTICS — Offered with acrylic lens and less lens configurations. Provides a choice of optical distributions including, wide, narrow, and aisle.

Models with wide diffuse lens provide up to 12% uplight. Please check the IES file for specific uplight value.

ELECTRICAL — Utilizes high-output LEDs integrated on a two-layer circuit board, ensuring cool-running operation. Optional internal pluggable wiring harness for reduced labor cost in row mounting applications. (See PLR_ ordering information on page 9.) Electronic LED driver is multi-volt input and 0-10V dimming standard (see Operational Data on page 6 for actual wattage consumption). This fixture is designed to withstand a maximum line surge of 2.5kV at 0.75kA combination wave for indoor locations, for applications requiring higher level of protection additional surge protection must be provided. Color Variation within 3-step MacAdam ellipse (3SDCM).

L70>100,000 hours at 25˚C.

LEDs provide nominal 80 CRI or 90 CRI at 3000 K, 3500 K,4000 K, or 5000 K.

Lumen output up to 2,500 lumens per foot.

INSTALLATION — Fixture may be ceiling or wall mounted (with or without THCLX hanger or angle mounted with CLXANGBRT), pendant or stem mounted with appropriate mounting options.

WARNING — Removing the lens and opening the fixture during installation exposes the LEDs, putting them at risk for damage.

If you plan to surface mount the fixture, we recommend using the THCLX. This eliminates the need to open the fixture.

If you plan to continuous row mount, we recommend using the PLR wiring harness option. This eliminates the need to open the fixture.

Damage to the LEDs caused during installation will not be covered under the warranty.

LISTINGS — CSA certified to US and Canadian safety standards. For use in damp locations between -4°F (-20°C) and 104°F (40°C). Optional High Ambient (HA) ranging to 122°F(50°C) available on certain lumen packages (See ambient temperature chart for additional information).
DesignLights Consortium® (DLC) Premium qualified product and DLC qualified product. Not all versions of this product may be DLC Premium qualified or DLC qualified. Please check the DLC Qualified Products List at www.designlights.org/QPL to confirm which versions are qualified.

GOVERNMENT PROCUREMENT — BAA – Product with the BAA option qualifies as a domestic end product under the Buy American Act as implemented in the FAR and DFARS. Product with the BAA option also qualifies as manufactured in the United States under DOT Buy America regulations.
BABA – Build America Buy America: Product with the BAA option also qualifies as produced in the United States under the definitions of the Build America, Buy America Act.
Please refer to www.acuitybrands.com/buy-american for additional information.

WARRANTY — 5-year limited warranty. This is the only warranty provided and no other statements in this specification sheet create any warranty of any kind. All other express and implied warranties are disclaimed. Complete warranty terms located at: www.acuitybrands.com/support/warranty/terms-and-conditions

Note: Actual performance may differ as a result of end-user environment and application.
All values are design or typical values, measured under laboratory conditions at 25 °C.
Specifications subject to change without notice.

Stock configurations are offered for shorter lead times:

Stock Part Number	UPC
CLX L48 3000LM SEF FDL MVOLT GZ10 40K 80CRI WH	00191723525816
CLX L48 3000LM SEF FDL MVOLT GZ10 50K 80CRI WH	00191723525885
CLX L48 5000LM SEF FDL MVOLT GZ10 40K 80CRI WH	00191723525939
CLX L48 5000LM SEF FDL MVOLT GZ10 50K 80CRI WH	00191723525908
CLX L96 6000LM SEF FDL MVOLT GZ10 40K 80CRI WH	00191723525861
CLX L96 6000LM SEF FDL MVOLT GZ10 50K 80CRI WH	00191723525915
CLX L96 10000LM SEF FDL MVOLT GZ10 40K 80CRI WH	00191723525922
CLX L96 10000LM SEF FDL MVOLT GZ10 50K 80CRI WH	00191723525830
CLX L48 3000LM SEF RDL MVOLT GZ10 40K 80CRI WH	00191723525960
CLX L48 3000LM SEF RDL MVOLT GZ10 50K 80CRI WH	00191723525892
CLX L48 5000LM SEF RDL MVOLT GZ10 40K 80CRI WH	00191723525854
CLX L48 5000LM SEF RDL MVOLT GZ10 50K 80CRI WH	00191723525946
CLX L96 6000LM SEF RDL MVOLT GZ10 40K 80CRI WH	00191723525878
CLX L96 6000LM SEF RDL MVOLT GZ10 50K 80CRI WH	00191723525823
CLX L96 10000LM SEF RDL MVOLT GZ10 40K 80CRI WH	00191723525953
CLX L96 10000LM SEF RDL MVOLT GZ10 50K 80CRI WH	00191723525847

A+ Capable Luminaire

This item is an A+ capable luminaire, which has been designed and tested to provide consistent color appearance and out-of-the-box control compatibility with simple commissioning when used with Acuity Brands controls products.
All configurations of this luminaire are calibrated and tested to meet the Acuity Brands' specifications for chromatic consistency – including color rendering, color fidelity, and color temperature tolerance around standard CIE chromaticity coordinates.

To learn more about Acuity A+ standards, specifications, and testing visit www.acuitybrands.com/aplus.

design select

Items marked by a shaded background qualify for the Design Select program and ship in 15 days or less. To learn more about Design Select, visit www.acuitybrands.com/designselect.
*See ordering tree for details

Design Select options indicated by this color background.

ORDERING INFORMATION

Lead times will vary depending on options selected. Consult with your sales representative.

Example: CLX L48 5000LM SEF WDL MVOLT GZ10 40K 80CRI WH

Series	Length		Nominal lumens		Performance package		Louver		Lens	
CLX LED linear	L24	24"	1500LM	1,500 lumens	SEF	Standard efficiency ‡	(Blank)	Less louver	L/Lens	Less lens
			2000LM	2,000 lumens	HEF	Premium efficiency ‡	SBLW	Straight blade louver, white ‡	FDL	Flat diffuse ‡
			2500LM	2,500 lumens			SBLMB	Straight blade louver, matte black ‡	RDL	Round diffuse ‡
			3500LM	3,500 lumens			SBLGV	Straight blade louver, galvanized ‡	WDL	Wide diffuse ‡
			4500LM	4,500 lumens			SBLSKGY	Straight blade louver, smoke gray ‡		
			5000LM	5,000 lumens						
	L36	36"	2250LM	2,250 lumens						
			3000LM	3,000 lumens						
			3750LM	3,750 lumens						
			5250LM	5,250 lumens						
			6750LM	6,750 lumens						
			7500LM	7,500 lumens						
	L48	48"	3000LM	3,000 lumens						
			4000LM	4,000 lumens						
			5000LM	5,000 lumens						
			7000LM	7,000 lumens						
			9000LM	9,000 lumens						
			10000LM	10,000 lumens						
	L96	96"	6000LM	6,000 lumens						
			8000LM	8,000 lumens						
			10000LM	10,000 lumens						
			14000LM	14,000 lumens						
			18000LM	18,000 lumens						
			20000LM	20,000 lumens						

Distribution		Voltage				Driver ‡		Glare Reflector		Color temperature		Coloring rendering index	
(Blank)	General	MVOLT	120-277V ‡	277	277V	GZ1	Generic 0-10V, dims to 1% ‡	(blank)	No reflectors	30K	3000 K	80CRI	80 CRI
ND	Narrow ‡	120	120V	347	347V ‡	GZ10	Generic 0-10V, dims to 10% ‡	LUGR	Reflectors for additional glare reduction ‡	35K	3500 K	90CRI	90 CRI
WD	Wide ‡	208	208V ‡	480	480V ‡	EZ1	eldoLED 0-10V, dims to 1% ‡			40K	4000 K		
AD2	Aisle, 24° off center ‡	240	240V ‡							50K	5000 K		

Options

PS1050	Emergency battery pack, 10W, CA Title 20 Noncompliant ‡
E10WLCP	Emergency battery pack, 10W Linear Constant Power, Certified in CA Title 20 MAEDBS ‡
E10WSTAR	Emergency battery pack, Enabled with STAR ‡
BGTD	Generator transfer device, not available with PS1050 ‡
OCS	5', 18/3 Reloc selectable One Pass cable (fixture will bear dry location label) ‡
HA	High ambient, for use in ambient temperatures up to 50°C ‡
EPNKO	Decorative endplate, no knock out ‡
OUTCTR	Wiring leads pulled through back center of fixture ‡
OUTEND	Wiring leads pulled through end of fixture ‡
Cord Sets: ‡	
CS1W	6' Staight blade plug, 120V ‡
CS3W	NEMA twist-lock plug, 120V ‡
CS7W	Staight blade plug, 277V ‡
CS11W	NEMA twist-lock plug, 277V ‡
CS25W	NEMA twist-lock plug, 347V ‡
CS97W	NEMA twist-lock plug, 480V ‡
CS93W	600V SEOOW white cord, no plug (no voltage required)
CS6WG16STOWD5D	6' white cord, 16/5, no plug, includes low voltage dimming wires (no voltage required) ‡
PLR__	Plug-in wiring, see page 9 for ordering information
PLR1G	Plug-in wiring, single circuit, Ground
PLR1LVG	Plug-in wiring, single circuit, low-voltage dimming, Ground ‡
RRL__	RELOC®-ready luminaire. See page 14 for ordering information
SPD	Surge protection device, provides up to 6kV protection ‡
BAA	Buy America(n) Act and/or Build America Buy America Qualified
nLight® Wireless:	
NLTAIR2 RES7	nLight AIR Generation 2 enabled PIR integral occupancy sensor with automatic dimming photocell ‡
NLTAIR2 RES7EM	nLight AIR Generation 2 enabled PIR integral occupancy sensor with automatic dimming photocell and UL924 Emergency operation, via power interrupt detection ‡
NLTAIR2 RES7PDT	nLight AIR Generation 2 enabled dual technology integral occupancy sensor with automatic dimming photocell ‡
NLTAIR2 RES7PDTEM	nLight AIR Generation 2 enabled dual technology integral occupancy sensor with automatic dimming photocell and UL924 Emergency operation, via power interrupt detection ‡
NLTAIR2 RIO	No sensor control ‡
NLTAIR2 RIOEM	No sensor, Control Input function only and UL924 Emergency operation, via power interrupt detection ‡
nLight® Wired:	
N100	nLight® without lumen management
N100EMG	nLight® without lumen management For use with generator supply EM power ‡
NES7	nLight® nES 7 PIR integral occupancy sensor ‡
NESPDT7	nLight® nES PDT 7 dual technology integral occupancy control ‡
NES7ADCX	nLight® nES 7 ADCX PIR integral occupancy sensor with automatic dimming photocell ‡
NESPDT7ADCX	nLight® nES PDT 7 dual technology integral occupancy sensor with automatic dimming photocell ‡
Individual controls: ‡	
MSD7	PIR integral occupancy sensor
MSDPDT7	PDT 7 dual technology integral occupancy control
MSD7ADC	PIR integral occupancy sensor with automatic dimming control photocell
MSDPDT7ADC	PDT integral occupancy sensor with automatic dimming control photocell

Finish

WH	White
GALVW	Galvanized with white lens end caps
GALVB	Galvanized with black lens end caps
MB	Matte black
SKGYW	Smoke gray with white lens end caps
SKGYB	Smoke gray with black lens end caps

See Accessories and footnotes on next page

© 2018-2024 Acuity Brands Lighting, Inc. All rights reserved.

Accessories: *Order as separate catalog number.*

Mounting:

ZACVH M100	Adjustable 10' aircraft cable with Y hanger (1 pair)
ZAC120	One adjustable aircraft cable with canopy 120", white
ZACFP120	One adjustable aircraft cable with feed (3 conductor) and canopy, 120", white
ZACFPD120	One adjustable aircraft cable with feed (5 conductor) and canopy 120", white
ZAC240	One adjustable aircraft cable with canopy 240", white
ZACFP240	One adjustable aircraft cable with feed (3 conductor) and canopy, 240", white
ZACFPD240	One adjustable aircraft cable with feed (5 conductor) and canopy 240", white

SQ_	Swivel stem hanger (specify length in 2" increments up to 48") Ships White
THCLX __	Tong hanger (Must specify color) (one pair) ‡
CLXANGBKT ___	Angle bracket, (Must specify color) (one pair) ‡
HC36 M12	Hanger chain, 36" (1 pair)

Wireguards:

WGCLX24 __	24" wireguard qty 1, (Must specify color) ‡
WGCLX36 __	36" wireguard qty 1, (Must specify color) ‡
WGCLX48 __	48" wireguard qty 1, (Must specify color) ‡
WGCLX48 __ J2	48" wireguard qty 2, (Must specify color) ‡
WGCLX48 __ J25	48" wireguard qty 25, (Must specify color) ‡
WGCLX48 __ J50	48" wireguard qty 50, (Must specify color) ‡

‡ Option Value Ordering Restrictions

Option value	Restriction
347V, 480V	Voltage selected utilizes a step-down transformer. Not available with L24 when ordered with N100. Not available with PS1050, E10WLCP or BGTD option.
BGTD	Not available with MVOLT, 208V or 240V. Not available with HA. Available with L48 or L96 only. Not available with PS1050 or E10WLCP options. Not available with 208 or 240V. Not available Individual controls, NLight Wired, or NLight Wireless options.
CS1W, CS3W, CS7W, CS11W, CS25W, CS963W, CS97W	Not available with BGTD option. Must specify voltage. Not available with PLR options.
CS6WG16STOWD5D	Not available with Individual controls, nLight wired networking, nLight wireless networking, nLight wireless zone control options.
Driver	When continuous row mounting, fixtures must all have the same driver selection.
E10WLCP	Not available with OUTCR, Not available with HA. Not available with 347V or 480V. Not available with BGTD option. Requires SPD option. Not available with L24 or L36. Not available with L48 in combination with N100.
E10WSTAR	Not available with OUTCR, Not available with HA. Not available with 347V or 480V. Not available with BGTD option. Requires SPD option. Not available with L24 or L36.
EPNKO	Not available OUTEND.
EZ1	Not available with HA option. Not available with 5000LM, 7500LM.
FDL, RDL, WDL	Only available with general distribution. Not available with CLXRN accessories.
GZ1, GZ10	Not available with Individual controls, nLight wired networking, nLight wireless networking, nLight wireless zone control options.
HA	Not available with L24, L26, Not available with BGTD option. Not available with EZ1. Only available with L48 3000/4000/5000LM and L96 6000/8000/10000LM.
HEF	not available with L48 3000LM and L96 6000LM
LUGR	Not available with L36 length. Only available with WH finish. Not compatible with THCLX Hanger or wireguard accessories. LUGR option required for some DLC premium qualifications - Please check the DLC Qualified Products List to determine if LUGR option is necessary to meet requirement. If mounting in continuous rows, ensure all models ordered with LUGR option if required on any configuration to ensure rows match in form factor. LUGR reflectors ship in standard fixture carton and are not sold as separate accessory - this option MUST be specified as part of the CLX model number.
MSD7, MSDPDT7, MSD7ADC, MSDPDT7ADC	Not available with any other control option. Requires EZ1. Sensor housing will be the same color as lens end caps.
N100, N100EMG	nLight EMG option requires a connection to existing nLight network. Power is provided from separate N100 enabled fixture.
ND, WD, AD2	Not available with CLXRN accessories. Available L/LENS only.
NES7, NESPDT7, NES7ADCX, NESPDT7ADCX	Not available with any other control option. Requires EZ1. Requires N100 or N100EMG option, N100EMG with NES7 requires RFA. Sensor housing will be the same color as lens end caps.
NLTAIR2 RES7(EM), NLTAIR2 RES7PDT(EM), NLTAIR2 RIO(EM)	Not available with L96 14000LM, 18000LM, 20000LM. Sensor housing will be the same color as lens end caps. For EM, see UL924 Sequence of Operation chart below.
OCS	Must specify voltage.
OUTCR	Not available with L24, Not available with PLR options.
OUTEND	Not available with PLR options.
PLR1LVG	Not available with Individual controls, NLight Wired, or NLight Wireless options. Refer to page 9 for more PLR details.
PS1050	Not available with 347V or 480V. Not available with BGTD option. Requires SPD option. Not available with L24 or L36. Not available with L48 in combination with N100. Not available with HA.
SBLW, SBLMB, SBLGV, SBLSKGY	When ordered with L24 only available with 1500LM or 2000LM in combination with GZ10 driver. Not for use with THCLX, CLXANGBKT or WGCLX accessories. Not available with RDL lens options.
SEF	Not available with EZ1 when ordered with L24 with 5000LM or L36 with 7500LM.
SPD	Required with PS1050, E10WLCP, BGTD.
THCLX ___, CLXANGBKT ____	Not available with louver or wireguards. THCLX___ not available with LUGR.
Wireguards	Not for use with LUGR option. For L96 fixtures, use qty 2 48" wireguards.

UL924 Sequence of Operation

The below information applies to all nLight AIR devices with an EM option.

- EM devices will remain at their high-end trim and ignore wireless lighting control commands, unless a normal-power-sensed (NPS) broadcast is received at least every 8 seconds.
- Using the CLAIRITY+ mobile app, EM devices must be associated with a group that includes a normal power sensing device to receive NPS broadcasts.
- Only non-emergency rPP20, rLSXR, rSBOR, rSDGR, and nLight AIR luminaires with version 3.4 or later firmware can provide normal power sensing for EM devices. See specification sheets for control devices and luminaires for more information on options that support normal power sensing.

© 2018-2024 Acuity Brands Lighting, Inc. All rights reserved.

OPTIONS AND ACCESSORIES

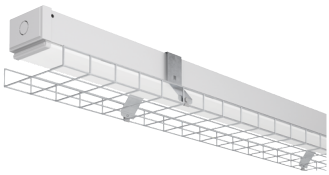

Wireguard
Ships separately from fixture:
96" fixture requires two WGCLX48.
Order as:
WGCLX24___
WGCLX36___
WGCLX48___

LUGR glare reflector
NOT available as accessory - must be specified as part of the fixture nomenclature. See ordering notes on page 3.

Aircraft Cable with Canopy
Available in 120" or 240"
Order as:
ZAC120
ZAC240



HANGER CHAIN
36" chain with Y hanger. ships as a pair
Order as:
HC36

ZACVH HANGER
10' Aircraft cable with Y hanger.
Order as:
ZACVH



Tong hanger
Ships as a pair
Order As:
THCLX___

© 2018-2024 Acuity Brands Lighting, Inc. All rights reserved.

DIMENSIONS

All dimensions are in inches (centimeters) unless otherwise indicated.
Dimensions may vary with options or accessories.

INTEGRATED SENSOR ADDS 2.0 INCHES TO STANDALONE FIXTURE LENGTH
HOUSING END CAP ADDS 0.236 INCHES TO FIXTURE LENGTH PER SIDE. DIMENSIONS BELOW INCLUDE ENDCAPS.

A - 7/8" KNOCK OUT
B - 0.5" by 0.16" SLOT
C - 0.3" DIA HOLE

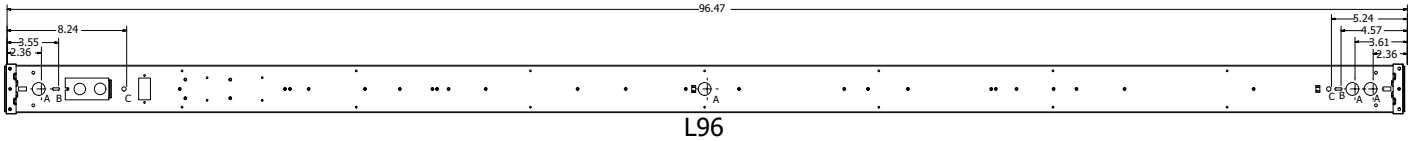

L96

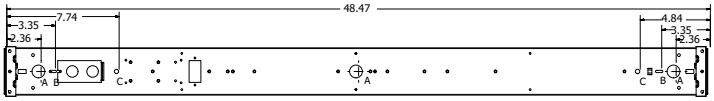

L48

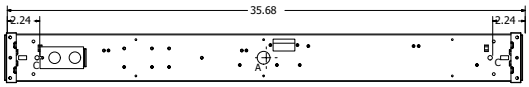

L36

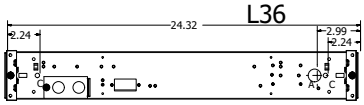

L24

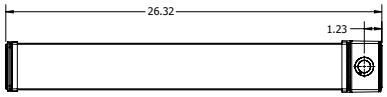

L24 WITH SENSOR

PALLET DIMENSIONS

Length	Approx Weight	Fixtures per pallet	Pallet Dims (L X W X H)
L24	4 lb	100	54x46x37
L36	5 lb	80	54x46x37
L48	7.5 lb	64	54x46x37
L96	14 lb	64	98x46x37

THCLX - SHIPS TWO PER ORDER,
UTILIZES A #8 HEX HEAD SCREW AND NUT
FIXTURE SITS 1.3 INCHES FROM STRUCTURE WHEN MOUNTED

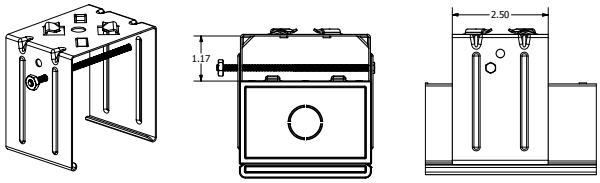

CLXANGBKT - SHIPS TWO PER ORDER
HOLES TO MOUNTING STRUCTURE ARE 0.175" DIA, 2.5" APART
FIXTURE SITS APPROXIMATELY 3.5" FROM STRUCTURE
WHEN MOUNTED HORIZONTAL TO STRUCTURE

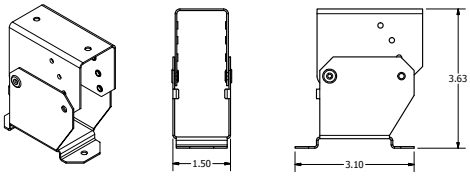

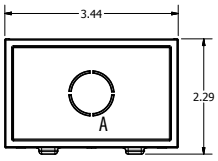

L/LENS

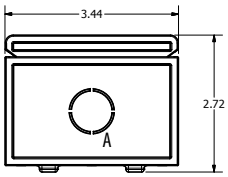

FDL

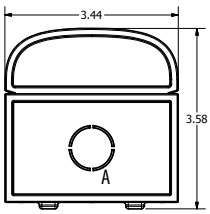

RDL

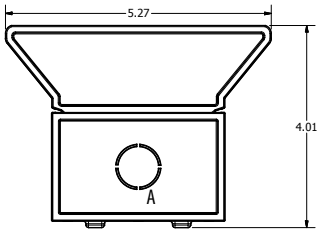

WDL

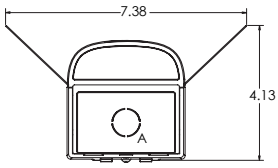

LUGR Reflector Option
- applies to all lens types

PHOTOMETRICS

See www.lithonia.com.

© 2018-2024 Acuity Brands Lighting, Inc. All rights reserved.

POWER SENTRY EMERGENCY BATTERY PACKS

		SEF Emergency Lumens	HEF Emergency Lumens
PS1050	Factory installable	1400	1500
E10WLCP	Factory installable	1400	1500
PS1555LCP	Field installable, remote mount only	2000	2100

Note: For emergency lumen output of specific model, please consult factory. One board will be illuminated during emergency operation.

Emergency Battery Pack Options - Field Installable

Battery Model Number	Wattage	Runtime (Minutes)	Lumen Output* @ 120 Lumens/Watt	Other
ILB CP07 2H A	7W	120	840	Storm Shelter / 2 Hour Runtime
ILB CP10 A	10W	90	1200	
ILBLP CP10 HE SD A	10W	90	1200	Title 20, Self Diagnostic
ILB CP10 HE AELR A	10W	90	1200	Title 20; Enabled with Self Testing, Automated Reporting (STAR)
ILBLP CP15 HE SD A	15W	90	1800	Title 20, Self Diagnostic
ILB CP20 HE A	20W	90	2400	Title 20
ILB CP20 HE SD A	20W	90	2400	Title 20, Self Diagnostic

All the above are UL Listed products that are certified for field install external/remote to the fixture.
*Minimum delivered lumen output to assist in product selection for increased fixture mounting height.
The CP10 delivered emergency illumination outperforms legacy 1400 lumen fluorescent emergency ballast.
Please contact us at techsupport@iotaengineering.com for any Emergency Battery related questions.

Enabled with STAR

Emergency Lighting with Self-Testing Automated Reporting (STAR), enables self-testing and automated reporting to aid in life safety code compliance. Build your solution and choose your preferred deployment from Mobile STAR, where test data is logged in each individual unit and broadcast to the CI**AIR**ity™**+** app, or Connected STAR, where test data is logged in the STAR Gateway by IOTA® and emailed directly. **Leave the ladders, disruptions and written records behind with emergency lighting solutions with STAR!**

Life Safety Code NFPA 101 testing and reporting requirements for emergency lighting include:

- Testing for 30 seconds every 30 days
- Testing for 90 minutes once a year
- Record keeping and to report to the authority having local jurisdiction

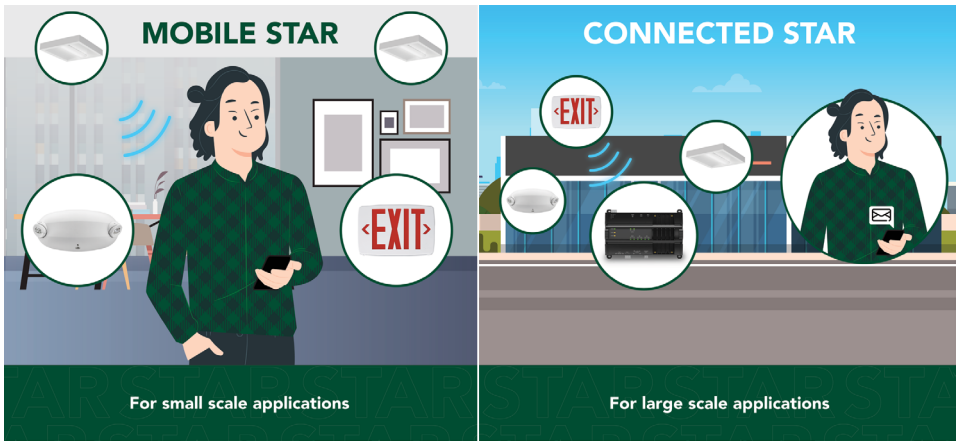

© 2018-2024 Acuity Brands Lighting, Inc. All rights reserved.

CLX CHARACTERISTICS

Nominal Lumen Package	Length	Wattage								Length	Width	Depth	Comparable Light Source
		Standard Efficiency				High Efficiency							
		120V	277V	347V	480V	120V	277V	347V	480V	Dimensions are shown in inches			
2500LM	24"	18.4	18.4	24.0	24.0	17.4	17.4	23.1	23.1	24	3.5	3.75	1-lamp 32W T8, 1-lamp 54W T5HO, 50W HID
5000LM	24"	41.5	41.5	47.4	47.4	38.1	38.1	44.1	44.1	24	3.5	3.75	2-lamp 32W T8, 1-lamp 54W T5HO, 70W HID
3750LM	36"	26.5	26.5	32.1	32.1	25.1	25.1	30.7	30.7	36	3.5	3.75	1-lamp 32W T8, 1-lamp 54W T5HO, 50W HID
7500LM	36"	62.6	62.6	68.6	68.6	54.0	54.0	59.7	59.7	36	3.5	3.75	2-lamp 32W T8, 1-lamp 54W T5HO, 70W HID
5000LM	48"	31.8	31.8	37.2	37.2	30.3	30.3	35.8	35.8	48	3.5	3.75	2-lamp 32W T8, 1-lamp 54W T5HO, 70W HID
10000LM	48"	70.7	70.7	76.2	76.2	65.3	65.3	70.8	70.8	48	3.5	3.75	3-lamp 32W T8, 2-lamp 54W T5HO, 100W HID
10000LM	96"	63.7	63.7	69.0	69.0	60.6	60.6	66.1	66.1	96	3.5	3.75	3-lamp 32W T8, 2-lamp 54W T5HO, 100W HID
20000LM	96"	141.3	141.3	146.8	146.8	130.5	130.5	136.1	136.1	96	3.5	3.75	6-lamp 32W T8, 4-lamp 54W T5HO, 200W HID

Note: For wattage by configuration, please reference the CLX Operational Data Document.

Lumen Package	UGR Values of CLX L24 @ 80CRI and 3500K UGR (70% 50% 20% reflectance using a 4H x 8H room size)													
	FDL		RDL		WDL		FDL LUGR		RDL LUGR		WDL LUGR		L/LENS	
	Crosswise	Endwise	Crosswise	Endwise	Crosswise	Endwise	Crosswise	Endwise	Crosswise	Endwise	Crosswise	Endwise	Crosswise	Endwise
1500LM SEF	21.2	23.8	19.4	25.2	17.4	21.1	16.8	14	17.8	16.6	18.1	17.9	24.9	25.1
2000LM SEF	22.3	24.9	20.5	26.3	18.6	22.3	17.9	15.1	18.8	17.6	19.2	18.9	26.1	26.2
2500LM SEF	23.1	25.7	21.3	27.1	19.4	23.1	18.6	15.8	19.6	18.4	19.9	19.7	26.9	27
3500LM SEF	24.1	26.7	22.3	28.1	20.4	24.1	19.7	16.9	20.7	19.5	21	20.8	27.9	28.1
4500LM SEF	25.4	28	23.6	29.4	21.7	25.4	20.7	17.9	21.7	20.5	22	21.8	29.2	29.3
5000LM SEF	25.6	28.2	23.3	29.1	21.4	25.1	21	18.3	21.5	20.3	21.8	21.5	29.4	29.5
1500LM HEF	21.1	23.7	19.3	25.1	21.8	25.5	16.5	13.7	17.6	16.3	17.8	17.6	24.9	25
2000LM HEF	22.2	24.8	20.4	26.2	17.4	21.1	17.6	14.8	18.6	17.4	18.8	18.6	26	26.2
2500LM HEF	23	25.7	21.3	27	18.5	22.2	18.4	15.6	19.4	18.2	19.7	19.4	26.8	27
3500LM HEF	24.1	26.7	22.3	28.1	19.3	23	19.8	17	20.9	19.7	21.1	20.9	27.9	28
4500LM HEF	25.3	27.9	23.5	29.3	20.4	24.1	20.8	18	21.8	20.6	22.1	21.8	29.1	29.3
5000LM HEF	25.5	28.1	23.7	29.5	21.6	25.3	21.1	18.3	22.1	20.9	22.3	22.1	29.3	29.5

UGR varies based on luminaire options and is affected by application dependent parameters. Numbers depicted here are considered "Luminaire-UGR and/or "Point-UGR" values. To determine a more precise maximum UGR value ("Application-UGR"), a full lighting design layout should be completed with the selected luminaire configuration for each application

Lumen Package	UGR Values of CLX L36 @ 80CRI and 3500K UGR (70% 50% 20% reflectance using a 4H x 8H room size)							
	FDL		RDL		WDL		L/LENS	
	Crosswise	Endwise	Crosswise	Endwise	Crosswise	Endwise	Crosswise	Endwise
2250LM SEF	21.4	24.1	19.7	25.6	17.7	21.6	25.2	25.4
3000LM SEF	22.3	25	20.6	26.5	18.6	22.5	26.2	26.3
3750LM SEF	23.2	25.9	21.4	27.3	19.5	23.4	27	27.2
5250LM SEF	24.2	26.9	22.5	28.4	20.5	24.4	28	28.2
6750LM SEF	25.1	27.8	23.3	29.2	21.4	25.3	28.9	29
7500LM SEF	25.4	28.1	23.6	29.5	21.7	25.6	29.2	29.4
2250LM HEF	25	27.7	20.5	26.4	18.6	22.5	25.2	25.3
3000LM HEF	25.3	28	21.4	27.3	19.4	23.3	26.1	26.2
3750LM HEF	21.4	24.1	22.4	28.3	20.5	24.4	27	27.1
5250LM HEF	22.3	25	23.2	29.2	21.3	25.2	28	28.1
6750LM HEF	23.1	25.8	23.6	29.5	21.6	25.5	28.8	29
7500LM HEF	24.2	26.8	19.6	25.5	17.7	21.6	29.1	29.3

UGR varies based on luminaire options and is affected by application dependent parameters. Numbers depicted here are considered "Luminaire-UGR and/or "Point-UGR" values.
To determine a more precise maximum UGR value ("Application-UGR"), a full lighting design layout should be completed with the selected luminaire configuration for each application

© 2018-2024 Acuity Brands Lighting, Inc. All rights reserved.

Lumen Package	UGR Values of CLX L48 @ 80CRI and 3500K UGR (70% 50% 20% reflectance using a 4H x 8H room size)													
	FDL		RDL		WDL		FDL LUGR		RDL LUGR		WDL LUGR		L/LENS	
	Crosswise	Endwise	Crosswise	Endwise	Crosswise	Endwise	Crosswise	Endwise	Crosswise	Endwise	Crosswise	Endwise	Crosswise	Endwise
3000LM SEF	21.8	24.5	19.7	25.3	18.6	23.4	19.2	16.5	20.2	19	20.6	20.3	24.8	25.6
4000LM SEF	22.8	25.5	20.7	26.3	19.6	24.4	20.3	17.5	21.2	20	21.6	21.4	25.8	26.6
5000LM SEF	23.6	26.3	21.4	27	20.4	25.2	21	18.2	21.9	20.7	22.3	22.1	26.6	27.3
7000LM SEF	24.8	27.6	22.7	28.3	21.6	26.5	22.3	19.6	23.3	22.1	23.7	23.4	27.8	28.6
9000LM SEF	25.6	28.4	23.5	29.1	22.5	27.3	23.2	20.4	24.1	22.9	24.5	24.3	28.6	29.4
10000LM SEF	26	28.7	23.8	29.5	22.8	27.6	23.6	20.8	24.5	23.3	24.9	24.7	29	29.8
3000LM HEF	x	x	x	x	x	x	x	x	x	x	x	x	x	x
4000LM HEF	22.8	25.6	20.7	26.3	22.8	25.6	20.3	17.5	21.3	20.1	21.7	21.4	29.5	30.3
5000LM HEF	23.6	26.3	21.4	27	23.6	26.3	21	18.2	21.9	20.7	22.3	22.1	30.2	31
7000LM HEF	24.8	27.6	22.7	28.3	24.8	27.6	22.4	19.6	23.4	22.2	23.8	23.5	27.8	28.6
9000LM HEF	25.7	28.4	23.6	29.2	25.7	28.4	23.2	20.4	24.2	23	24.6	24.3	28.7	29.5
10000LM HEF	26	28.7	23.9	29.5	26	28.7	23.6	20.9	24.6	23.4	25	24.7	29	29.8

UGR varies based on luminaire options and is affected by application dependent parameters. Numbers depicted here are considered "Luminaire-UGR and/or "Point-UGR" values. To determine a more precise maximum UGR value ("Application-UGR"), a full lighting design layout should be completed with the selected luminaire configuration for each application

Lumen Package	UGR Values of CLX L96 @ 80CRI and 3500K UGR (70% 50% 20% reflectance using a 4H x 8H room size)													
	FDL		RDL		WDL		FDL LUGR		RDL LUGR		WDL LUGR		L/LENS	
	Crosswise	Endwise	Crosswise	Endwise	Crosswise	Endwise	Crosswise	Endwise	Crosswise	Endwise	Crosswise	Endwise	Crosswise	Endwise
6000LM SEF	21.8	24.6	19.7	25.4	17.9	22.4	19.3	16.5	20.2	19	20.6	20.4	24.8	25.6
8000LM SEF	22.8	25.5	20.7	26.4	18.8	23.4	20.3	17.6	21.2	20.1	21.6	21.4	25.8	26.6
10000LM SEF	23.6	26.3	21.4	27.2	19.6	24.2	21	18.3	21.9	20.8	22.3	22.1	26.5	27.3
14000LM SEF	24.8	27.6	22.7	28.5	20.9	25.5	22.4	19.6	23.3	22.1	23.7	23.5	27.8	28.6
18000LM SEF	25.7	28.4	23.5	29.3	21.7	26.3	23.2	20.5	24.1	23	24.5	24.3	28.6	29.4
20000LM SEF	26	28.7	23.9	29.6	22	26.6	23.6	20.9	24.5	23.4	24.9	24.7	29	29.7
6000LM HEF	X	X	X	X	X	X	X	X	X	X	X	X	X	X
8000LM HEF	22.8	25.6	20.7	26.5	18.9	23.5	20.4	17.6	21.3	20.1	21.7	21.5	25.8	26.6
10000LM HEF	23.6	26.3	21.4	27.2	19.6	24.2	21	18.3	21.9	20.8	22.3	22.1	27	27.8
14000LM HEF	24.9	27.6	22.7	28.5	20.9	25.5	22.4	19.7	23.4	22.2	23.8	23.5	27.8	28.6
18000LM HEF	25.7	28.4	23.6	29.3	21.7	26.3	23.2	20.5	24.2	23	24.6	24.3	28.7	29.5
20000LM HEF	26	28.8	23.9	29.6	22.1	26.6	23.7	20.9	24.6	23.4	25	24.8	29	29.8

UGR varies based on luminaire options and is affected by application dependent parameters. Numbers depicted here are considered "Luminaire-UGR and/or "Point-UGR" values. To determine a more precise maximum UGR value ("Application-UGR"), a full lighting design layout should be completed with the selected luminaire configuration for each application

© 2018-2024 Acuity Brands Lighting, Inc. All rights reserved.

RRL - RELOC®-Ready Luminaire

- RRL connectors can be used with Quick-Flex®, System 820 and OnePass® systems.
- Load side of connector factory installed to luminaire.
- 4-pole mating connector with push-in terminations allows for simple installation.
- Touch-safe design on both halves meets UL/CSA requirement.
- Wiping contact design allows safe disconnect under load.

ORDERING INFORMATION Lead times will vary depending on options selected. Consult with your sales representative.

Example: RRLA

Series		Wiring instructions	
RRL	RELOC®-ready luminaire	A	Hot conductor wired to position #1 (phase A)
		B	Hot conductor wired to position #2 (phase B)
		C	Hot conductor wired to position #3 (phase C) [1]

Compatible RELOC® Cables for Industrial Luminaires (ordered and shipped separately)

OCS

OCU

OD

DC

PT

Notes

1 C, ABE, and C12S options are not used with Quick-Flex QFC, QSFC, QPT, and QD.

PLUG-IN WIRING INFORMATION

Wiring

PLR

Advanced 1 or 2-Circuit Plug-In

Advanced plug-in system with two-circuit capability. Available on industrial and strip products and a variety of architectural products mounted in continuous rows. PLR22 (2-circuit) and crossover harness switches hot circuit serving next fixture in row. Reduces fixture types on job for alternating circuit applications (see example below.)

Easy one-step installation, saves up to 35% on labor costs. Expanded switching flexibility helps save energy.

Rows can be 50% longer with two-circuit systems. Polarized, lock-together nylon connectors prevent miswiring in the field. #12 THHN conductor, rated 600V, 90°C. White neutral wire included. Grounding accomplished by fixture in-row connectors.

CSA certified systems available with up to 2 circuits. G ground required.

Not for use with dedicated emergency circuits.

Note: Specifications subject to change without notice.

ORDERING INFORMATION Lead times will vary depending on options selected. Consult with your sales representative.

Series	Number of hot wires		Branch circuits (PLR2A / PLR2B Only)				Dimming		Ground	
PLR22	(blank)	Not required for PLR22	(blank)	Not required for PLR22			(blank)	No Dimming	G	Ground (required)
PLR	1	Black	(blank)	Not required for PLR1			(blank)	No Dimming	G	Ground (required)
	2	Black and red	**Circuits to which driver is connected**		**Battery charging circuit (must be unswitched)**		LV	Low-voltage Dimming	G	Ground (required)
			(blank)	Not required for PLR22	(blank)	No battery charging circuit				
			A	Black wire	ELA	Battery pack wired to black wire				
			B	Red wire	ELB	Battery pack wired to red wire				

Typical Applications

Notes:

When specifying PLR1, you will not specify A or B as there is only a single hot wire which would be black in color.

- Multiple-circuit and single-circuit for longer continuous rows
- Multiple-circuit with alternating fixtures on separate circuits and 2-circuit PLR22
- Multiple circuit with night-lights located along row as desired

© 2018-2024 Acuity Brands Lighting, Inc. All rights reserved.