ENVIRONMENTALLY FRIENDLY, ENERGY EFFICIENT

- One fixture converts nearly any manufacturers incandescent, CFL or H.I.D. fixtures with a rough-in inner diameter of 7-5/8″ to 8-1/8″diameter to high efficiency LED
- All installation can be performed from below the ceiling with out removing existing fixture
- Energy savings up to 50-60% vs. CFL and HID
- Superior-quality white LED light output using Chip on Board technology
- Patented Hyperbolic Reflector (U.S. Patent No. 10,670,227 B2)
- Low UGR: UGR of zero for fixtures aimed at nadir with a cut-off equal to or less than 60deg per CIE 117-1995 Discomfort Glare in Interior Lighting.

PRODUCT SPECIFICATIONS

Atrius™ - Ready Product: Select models of the L-series product line deliver valuable data and connectivity to the Atrius IoT location based platform services. For more information, please refer to www.acuitybrands.com/Atrius.

OPTICS

Hyperbolic: Patented hyperbolic shape (U.S. Patent No. 10,670,227 B2) optimized for small, directional LED source, maximizes fixture efficiency while creating the "Silent Ceiling" appearance by reducing lamp image and aperture brightness • Geometry of hyperbolic curve provides unique aperture appearance and smoother light distribution
Parabolic/Lens: Computer-optimized parabolic reflector with frosted convexed lens regressed into cone provides uniform distribution with no striations
Wall Wash: Available in Hyperbolic and Parabolic. Both providing uniform distributions with no striations
Overlap Ring: All fixtures include a white painted overlap ring to conceal the housing from below the ceiling. The ring will extend past the trim flange. For additional ring color options, consult factory.

ELECTRICAL

LED Light Engine: Compact light source delivers uniform illumination without pixilation, enabling excellent beam control • 2SDCM (5000K within 3SDCM) • 80, 90 & 97 CRI • Replaceable light engine with push in wire connections mounts directly to heat sink and is easily replaceable
Passive Cooling: Aluminum heat sink integrated directly with housing provides superior thermal management to ensure the long life of LED
LED Driver: Power factor >0.9 • Easily replaceable from above or below the ceiling
Dimming: Dimmable via 0-10V protocol standard • Optional drivers available for use with Lutron EcoSystem, 2-wire dimmers DMXR, or DALI • For a list of compatible dimmers, see LED-DIM.
Life: Rated for 60,000 hours at 70% lumen maintenance)
Operation Temperature: -20° C to 50° C

A+ Capable options indicated by this color background

J7.1.19G4

ATRIUS READY

indy

800 TO 9000 LUMEN
8" LED RETRO-FIT

HYPERBOLIC / PARABOLIC / WALLWASH

LRT8 SERIES

Type	Cat. No.

Project: _____

Notes: _____

Emergency Battery Pack (Optional) output: Provides a minimum of 600 (BR & BRT20C), or 1000 (HBR) lumens for a minimum duration of 90 minutes • BRT20C option is CEC Title 20 compliant
BUY AMERICAN ACT: This product is assembled in the USA and meets the Buy America(n) government procurement requirements under FAR, DFARS and DOT regulations. Please refer to www.acuitybrands.com/buy-american for additional information.
Warranty: 5 years when used in accordance with manufacturing guidelines. This is the only warranty provided and no other statements in this specification sheet create any warranty of any kind. All other express and implied warranties are disclaimed.
Note: Actual performance may differ as a result of end-user environment and application.
Specifications subject to change without notice.

ORDERING INFORMATION

Complete Catalog# Example Includes (Rough-In, option, reflector, accessory)

Ordering Example: LRT8 08LM 27K MVOLT G4 80CRI ZT HW CS PF

ROUGH-IN

Series	Lumen Package	Color Temperature	Voltage	Generation	CRI	Driver		Rough-In Options	
LRT8 8" L-Series Retrofit Downlight	**08LM** 800 Lumens **13LM** 1300 Lumens **15LM** 1500 Lumens **17LM** 1700 Lumens **23LM** 2300 Lumens **28LM** 2800 Lumens **33LM** 3300 Lumens **40LM** 4000 Lumens **45LM** 4500 Lumens **50LM** 5000 Lumens **55LM** 5500 Lumens **60LM** 6000 Lumens **65LM** 6500 Lumens **70LM** 7000 Lumens **75LM** 7500 Lumens **80LM** 8000 Lumens **85LM** 8500 Lumens **90LM** 9000 Lumens	**27K** 2700K **30K** 3000K **35K** 3500K **40K** 4000K **50K** 5000K	**120** **277** **347** **MVOLT**[1] (120-277)	**G4**	**80CRI** **90CRI**[12] **97CRI**[2]	**DALI** DALI Control Dimming **DMXR**[3] DMX/RDM Driver **EDAB**[3,18] eldoLED SOLOdrive DALI. Logarithmic dimming to <1% **EDXB**[3,5] eldoLED POWERdrive DMX/RDM w/ Phoenix Connectors. Dimming to <1% **EZ10**[3,18] eldoLED 0-10V ECOdrive. Linear dimming to 10% min. **EZ1**[3,18] eldoLED 0-10V ECOdrive. Linear dimming to 1% min. **EZB**[3,18] eldoLED 0-10V SOLOdrive. Logarithmic dimming to <1% **FD**[4,6] Forward or Reverse Phase Dimming Driver **ECOD**[7,14,19] Lutron Ecosystem 2-Wire Dimming Driver **ZT** 0-10V Dimming to 10% min **GZ1**[4] 0-10V Dimming to 1% min	**F**[3,8] Fuse and Fuse Holder **CP**[9,20] Chicago Plenum **BR**[3,11] 600 Lumen Emergency Battery Pack w/Remote Test Switch **BRT20C**[3,11] 600 Lumen Emergency Battery Pack w/ Remote Test Switch, CEC Title 20 Compliant **HBR**[3,11] 1000 Lumen Emergency Battery Pack w/Remote Test Switch **NL**[8,10] nLight® Dimming Pack Controls **NLER**[8,10] nLight® dimming pack controls. nLER controls fixtures on emergency circuit **NLTAIR2**[3,9,16] nLight® AIR Dimming Pack Wireless Controls **NLTAIRER2**[3,9,16] nLight® AIR Dimming Pack Wireless Controls. Controls fixtures on emergency circuit **INC**[6,17] Medium base socket adapter for quick retro-fit of incandescent fixtures **AE2CD**[15,16] Atrius™ - Ready, VLC Commissioning, Radio (BT Positioning)

 © 2017-2023 Acuity Brands Lighting, Inc.

REFLECTOR To order reflector separately, use "LRT8" prefix before reflector option values. Ex: LRT8 HW CS PF

Trim Style				Finish		Trim Options	
HM[11]	Hyperbolic Medium	**P**	Parabolic	**CD**	Clear Diffuse	**PF**[13]	White Flange
HW[11]	Hyperbolic Wide	**WS**[11]	Single Wall Wash	**CS**	Clear Specular	**WET**	Wet Location
HWS[11]	Hyperbolic Single Wall Wash			**CSS**	Clear Semi-Specular		
				WH	White, White Flange		

ACCESSORIES

Accessories	
INOR8/878	LRT8 Oversize ring for rough-in openings between 8-1/8" and 8-7/8"

Ordering Notes

1 MVOLT not available for 85LM and up.
2 2700K & 3000K only.
3 Not available with 347V.
4 Not available for 6000 lumens and up.
5 Not available for 4000 and 5500 lumens and up.
6 120V only.
7 Not available for 5000 lumens and up.
8 Specify voltage.
9 BR, BRT20C, HBR, EDXB, NL, NLER, NLTAIR2, NLTAIRER2 not compatible with CP.
10 Only compatible with the following driver options: EZ1, EZB, EZ10, GZ1; ZT (for 60LM - 90LM only).
11 Not compatible with WET.
12 90CRI not compatible with 50K for 800-2300 lumens.
13 PF not available with BL or WH finishes. When specifying BL or WH finishes, flange is always painted white.
14 Not compatible with BR, BRT20C, or HBR.
15 See AE2CD notes in following table for compatibility with other options.
16 NLTAIR2, NLTAIRER2, AE2CD not recommended for metal ceiling installations.
17 Cannot be used with BR, HBR, or BRT20C. Can only be used with FD, and ZT drivers (but cannot be dimmed with ZT).
18 Not available for 85LM and up.
19 ECOD with MVOLT only available for 08LM - 17LM.
20 CP with MVOLT only available for 08LM - 17LM.

AE2CD Notes

Only compatible with EZ1 driver for 55LM and below.
CP, BR, BRT20C, HBR, NL, NLER, NLTAIR2, NLTAIRER2 not compatible with AE2CD.
Recommended ceiling height of 30' and under; not intended for use on ceilings greater than 40' or metal ceiling installations.

The Bluetooth® word mark and logos are registered trademarks owned by Bluetooth SIG, Inc. and any use of such marks by Acuity Brands Lighting is under license.

Before ordering, check fixture compatibility as shown below:

1. Fixtures with closed cans are not compatible with Indy LRT retrofit fixtures. Only open frame style fixtures can be retrofitted using Indy LRT retrofits.
2. Measure the existing fixture frame opening by removing the existing reflector, then measuring the diameter of the existing metal frame opening. The correct measurement is shown in the photo below.
3. Refer to the below table to pick the correct fixture, or fixture plus oversize ring

Measure the diameter of the metal frame through the center of the opening

Existing Fixture Frame Opening Diameter	Use This Retrofit
6" through 6-5/8"	LRT6 fixture
6-11/16" through 7-1/2"	LRT6 fixture plus INOR6/712 oversize ring
7-5/8" through 8-1/8"	LRT8 fixture
8-3/16" through 8-7/8"	LRT8 fixture plus INOR8/878 oversize ring
9" through 10"	LRT9 fixture
10" through 11"	LRT10 fixture
11-3/4" through 12-3/4"	LRT12 fixture

PRODUCT SPECIFICATIONS (cont.)

MECHANICAL

Retro-fit Housing: Housing installs from below ceiling • Must be installed in ring frame only • Secured in place by three (3) tension clips • Tension clips accommodate ceilings from 1/2" to 1-1/8" thick • Integral heat sink conducts heat away from LED light engine • Driver is accessible from below the ceiling and can be upgraded to accommodate future technology improvements.

TRIMS:

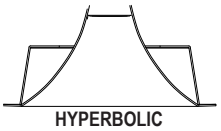

HYPERBOLIC

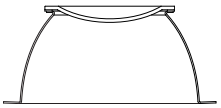

PARABOLIC

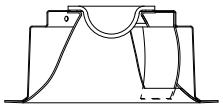

HYPERBOLIC WALLWASH

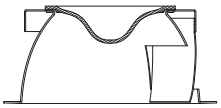

PARABOLIC WALLWASH

APERTURE: 7" Dia.
RETROFITS: fixtures with a rough-in inner diameter of 7-5/8″ to 8-1/8″
OVERLAP RING: 9-1/2" Dia.

PASSIVE COOLING DIMENSIONS: 800 - 9000 Lumens

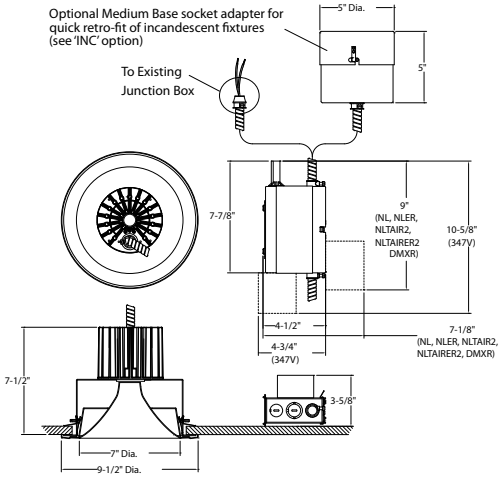

Atrius Enabled

PASSIVE COOLING DIMENSIONS: 800 - 9000 Lumens

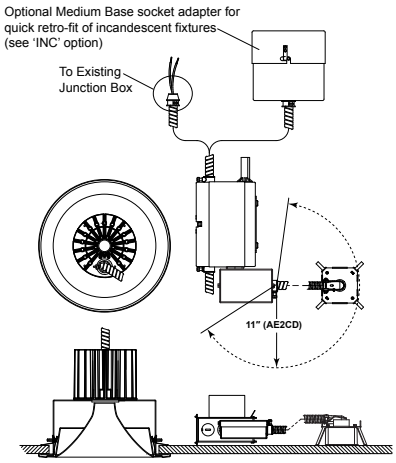

ENERGY STAR® certified

	PRODUCT#	FIXTURE CONFIGURATIONS = ENERGY STAR	
ENERGY STAR	LRT8 (WW)LM (XX)K MVOLT G4 (YY)CRI (UU) (ZZ) (CC)	Lumen Package:	WW = 08, 13, 15, 17, 23, 28, 33,40, 45, 55, 65, 75, 80, 85, 90
		CCT:	XX = 27, 30, 35, 40, 50
		Voltage:	V = MVOLT, 120, 277
		CRI:	YY = 80, 90, 97
		Driver:	UU = FD, DALI, EZ1, EZ10, EZB, ZT, GZ1
		Trim Type:	ZZ = HM, HW, P
		Trim Color/Finish:	CC = CS, CSS, CD

LABELS AND LISTINGS

• Tested to UL1598 and CSA C22.2 250 and listed for damp locations • Spacing requirement for 4000 lumen and above: minimum of 4' between fixture centers, 3" overhead clearance, 2' from fixture center to side wall • RoHS compliant • EMI complies with FCC 47, Part 15, Class A • ENERGY STAR® certified, see table for designated products • I.B.E.W. Union made • ARRA Compliant

ENGINEERING DATA: 347 Volt available, consult factory

VOLTAGE	120																	
LIGHT ENGINE LUMENS	**800**	**1300**	**1500**	**1700**	**2300**	**2800**	**3300**	**4000**	**4500**	**5000**	**5500**	**6000**	**6500**	**7000**	**7500**	**8000**	**8500**	**9000**
CCT	2700K/3000K/3500K/4000K/5000K																	
INPUT CURRENT	0.076	0.123	0.142	0.167	0.247	0.238	0.280	0.351	0.345	0.381	0.427	0.439	0.483	0.541	0.573	0.607	0.656	0.710
INPUT WATTAGE	9.15	14.70	17.06	19.98	29.64	28.46	33.62	42.14	41.41	45.54	51.08	52.51	58.11	64.59	68.84	72.83	78.87	85.03
INPUT FREQUENCY	50/60Hz	50/60Hz	50/60Hz	50/60Hz	50/60Hz	50/60Hz	50/60Hz	50/60Hz	50/60Hz	50/60Hz	50/60Hz	50/60Hz	50/60Hz	50/60Hz	50/60Hz	50/60Hz	50/60Hz	50/60Hz
THD%	6.67	4.25	3.91	4.07	5.68	5.46	4.43	4.53	6.03	6.03	6.23	6.44	6.54	7.32	7.58	7.75	8.37	8.05
POWER FACTOR	0.994	0.996	0.995	0.995	0.995	0.995	0.997	0.998	0.996	0.996	0.996	0.996	0.996	0.995	0.995	0.996	0.996	0.996
VOLTAGE	277																	
LIGHT ENGINE LUMENS	**800**	**1300**	**1500**	**1700**	**2300**	**2800**	**3300**	**4000**	**4500**	**5000**	**5500**	**6000**	**6500**	**7000**	**7500**	**8000**	**8500**	**9000**
CCT	2700K/3000K/3500K/4000K/5000K																	
INPUT CURRENT	0.036	0.058	0.067	0.077	0.113	0.108	0.131	0.158	0.161	0.175	0.195	0.202	0.221	0.251	0.265	0.268	0.290	0.310
INPUT WATTAGE	9.34	14.69	17.14	20.03	29.49	28.19	33.83	41.68	41.74	45.80	51.02	52.35	57.64	64.22	68.40	71.29	77.27	83.16
INPUT FREQUENCY	50/60Hz	50/60Hz	50/60Hz	50/60Hz	50/60Hz	50/60Hz	50/60Hz	50/60Hz	50/60Hz	50/60Hz	50/60Hz	50/60Hz	50/60Hz	50/60Hz	50/60Hz	50/60Hz	50/60Hz	50/60Hz
THD%	11.84	10.97	11.48	10.49	8.94	9.04	10.48	8.79	9.15	8.07	9.85	11.12	10.97	13.07	12.83	12.96	13.53	12.56
POWER FACTOR	0.925	0.918	0.916	0.934	0.944	0.943	0.932	0.953	0.934	0.943	0.944	0.933	0.942	0.921	0.931	0.957	0.962	0.965

HYPERBOLIC

DELIVERED LUMENS/LUMENS PER WATT (35K 80CRI)

	800 35K		1300 35K		1500 35K		1700 35K		2300 35K		2800 35K		3300 35K		4000 35K		4500 35K	
TRIM/FINISH	Lumens	LPW	Lumens	LPW	Lumens	LPW	Lumens	LPW	Lumens	LPW	Lumens	LPW	Lumens	LPW	Lumens	LPW	Lumens	LPW
LRT8 HM CS	880	96.2	1421	96.7	1625	95.3	1832	91.7	2208	74.5	2754	96.8	3205	95.3	3897	92.5	3937	95.1
LRT8 HM CSS	860	94.0	1388	94.4	1588	93.1	1790	89.6	2157	72.8	2671	93.9	3109	92.5	3780	89.7	3751	90.6
LRT8 HM CD	763	83.3	1231	83.8	1408	82.5	1587	79.4	1913	64.5	2439	85.7	2839	84.4	3452	81.9	3310	79.9
LRT8 HW CS	940	102.8	1518	103.3	1736	101.8	1957	98.0	2359	79.6	2971	104.4	3457	102.8	4203	99.7	4129	99.7
LRT8 HW CSS	907	99.1	1464	99.6	1674	98.1	1887	94.5	2275	76.7	2863	100.6	3332	99.1	4051	96.1	3807	91.9
LRT8 HW CD	868	94.9	1402	95.4	1604	94.0	1808	90.5	2179	73.5	2743	96.4	3192	94.9	3881	92.1	3513	84.8
	5000 35K		**5500 35K**		**6000 35K**		**6500 35K**		**7000 35K**		**7500 35K**		**8000 35K**		**8500 35K**		**9000 35K**	
TRIM/FINISH	Lumens	LPW	Lumens	LPW	Lumens	LPW	Lumens	LPW	Lumens	LPW	Lumens	LPW	Lumens	LPW	Lumens	LPW	Lumens	LPW
LRT8 HM CS	4309	94.6	4772	93.4	4955	94.4	5425	93.4	5938	91.9	6217	90.3	6596	90.6	7282	92.3	7666	90.2
LRT8 HM CSS	4105	90.1	4546	89.0	4721	89.9	5168	88.9	5657	87.6	5923	86.0	6284	86.3	6937	88.0	7303	85.9
LRT8 HM CD	3623	79.5	4011	78.5	4166	79.3	4561	78.5	4992	77.3	5227	75.9	5545	76.1	6122	77.6	6445	75.8
LRT8 HW CS	4519	99.2	5004	98.0	5197	99.0	5690	97.9	6228	96.4	6521	94.7	6918	95.0	7637	96.8	8040	94.6
LRT8 HW CSS	4166	91.5	4613	90.3	4791	91.2	5245	90.3	5741	88.9	6011	87.3	6377	87.6	7040	89.3	7411	87.2
LRT8 HW CD	3845	84.4	4258	83.4	4422	84.2	4841	83.3	5299	82.0	5548	80.6	5886	80.8	6498	82.4	6841	80.5

PARABOLIC

DELIVERED LUMENS/LUMENS PER WATT (35K 80CRI)

	800 35K		1300 35K		1500 35K		1700 35K		2300 35K		2800 35K		3300 35K		4000 35K		4500 35K	
TRIM/FINISH	Lumens	LPW	Lumens	LPW	Lumens	LPW	Lumens	LPW	Lumens	LPW	Lumens	LPW	Lumens	LPW	Lumens	LPW	Lumens	LPW
LRT8 P CS	743	81.2	1200	81.6	1373	80.5	1547	77.4	1865	62.9	2319	81.5	2699	80.3	3282	77.9	3491	84.3
LRT8 P CSS	744	81.4	1202	81.8	1375	80.6	1549	77.5	1868	63.0	2323	81.6	2703	80.4	3287	78.0	3507	84.7
LRT8 P CD	643	70.3	1038	70.6	1187	69.6	1338	67.0	1613	54.4	1995	70.1	2322	69.1	2823	67.0	3043	73.5
	5000 35K		**5500 35K**		**6000 35K**		**6500 35K**		**7000 35K**		**7500 35K**		**8000 35K**		**8500 35K**		**9000 35K**	
TRIM/FINISH	Lumens	LPW	Lumens	LPW	Lumens	LPW	Lumens	LPW	Lumens	LPW	Lumens	LPW	Lumens	LPW	Lumens	LPW	Lumens	LPW
LRT8 P CS	3821	83.9	4231	82.8	4394	83.7	4810	82.8	5265	81.5	5513	80.1	5848	80.3	6456	81.9	6797	79.9
LRT8 P CSS	3838	84.3	4250	83.2	4414	84.1	4832	83.2	5290	81.9	5538	80.4	5875	80.7	6486	82.2	6828	80.3
LRT8 P CD	3330	73.1	3687	72.2	3829	72.9	4192	72.1	4589	71.0	4805	69.8	5097	70.0	5627	71.3	5924	69.7

BEAM SPREAD

TRIM	800-2300 LUMEN	2800-4000 LUMEN	4500-9000 LUMEN
LRT8 HM CS	48°	53°	64°
LRT8 HM CSS	48°	53°	64°
LRT8 HM CD	60°	60°	64°
LRT8 HW CS	68°	68°	70°
LRT8 HW CSS	68°	68°	70°
LRT8 HW CD	68°	68°	70°

	800-4000 LUMEN	4500-9000 LUMEN
LRT8 P CS	32°	40°
LRT8 P CSS	32°	40°
LRT8 P CD	70°	70°

CCT MULTIPLIERS

CCT	08LM-23LM	28LM-40LM	45LM-90LM
2700K	0.97	0.9	0.92
3000K	0.99	0.96	0.97
3500K	1	1	1
4000K	1.04	1.02	1.01
5000K	1.09	1.04	1.05

CRI MULTIPLIERS

CRI	08LM-23LM	28LM-40LM	45LM-90LM
80CRI	1	1	1
90CRI	0.85	0.83	0.85
97CRI	0.79	0.80	0.77

 © 2017-2023 Acuity Brands Lighting, Inc.

PHOTOMETRICS

Distribution Curve | **Distribution Data** | **Output Data** | **Coefficient of Utilization** | **Illuminance Data at 30" Above Floor for a Single Luminaire**

LRT8 13LM 35K + LRT8 HM CS, 3500K LEDs, input watts: 14.70, delivered lumens: 1394.8, LM/W = 94.9, Spacing Criteria: 0.6, test no. PR08171011, tested in accordance to IESNA LM-79.

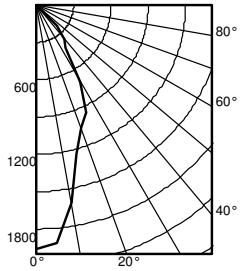

	Ave	Lumens
0	1965	
5	1915	170
15	1236	354
25	949	418
35	417	293
45	237	157
55	0	1
65	0	0
75	2	1
85	0	0
90	0	

Zone	Lumens	% Lamp
0° - 30°	942.3	67.6
0° - 40°	1235.6	88.6
0° - 60°	1393.5	99.9
0° - 90°	1394.8	100.0
90° - 180°	0.0	0.0
0° - 180°	1394.8	*100.0
*Efficiency		

pf	20%								
pc	80%			70%			50%		
pw	50%	30%	10%	50%	30%	10%	50%	30%	10%
0	119	119	119	116	116	116	111	111	111
1	111	108	106	109	106	104	105	103	101
2	103	99	95	101	98	94	98	95	92
3	96	91	87	94	90	86	92	88	85
4	89	84	80	88	83	79	86	82	78
5	84	78	73	83	77	73	81	76	72
6	78	72	68	78	72	68	76	71	67
7	74	68	63	73	67	63	72	67	63
8	69	63	59	69	63	59	68	62	59
9	65	59	55	65	59	55	64	59	55
10	62	56	52	61	56	52	61	55	52

		50% beam - 35.3°		10% beam - 74.5°	
Mounting Height	Inital FC Center Beam	Diameter	FC	Diameter	FC
8.0	65.0	3.5	32.5	8.4	6.5
10.0	34.9	4.8	17.5	11.4	3.5
12.0	21.8	6.1	10.9	14.4	2.2
14.0	14.9	7.3	7.4	17.5	1.5
16.0	10.8	8.6	5.4	20.5	1.1

LRT8 13LM 35K + LRT8 HW CS, 3500K LEDs, input watts: 14.70, delivered lumens: 1480.5, LM/W = 100.7, Spacing Criteria: 1.2, test no. PR08171191, tested in accordance to IESNA LM-79.

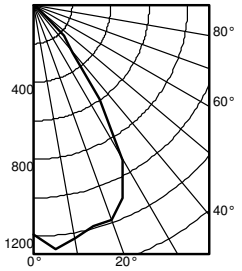

	Ave	Lumens
0	1190	
5	1274	119
15	1188	338
25	1101	495
35	592	373
45	225	148
55	2	4
65	2	1
75	0	1
85	0	1
90	0	

Zone	Lumens	% Lamp
0° - 30°	953.1	64.4
0° - 40°	1326.2	89.6
0° - 60°	1477.8	99.8
0° - 90°	1480.5	100.0
90° - 180°	0.0	0.0
0° - 180°	1480.5	*100.0
*Efficiency		

pf	20%								
pc	80%			70%			50%		
pw	50%	30%	10%	50%	30%	10%	50%	30%	10%
0	119	119	119	116	116	116	111	111	111
1	110	108	106	108	106	104	104	102	101
2	102	98	95	101	97	94	97	94	91
3	95	90	86	93	89	85	91	87	84
4	88	82	78	87	82	77	85	80	77
5	82	76	71	81	75	71	79	74	70
6	77	70	66	76	70	65	74	69	65
7	71	65	61	71	65	61	69	64	60
8	67	61	56	66	60	56	65	60	56
9	63	57	52	62	56	52	61	56	52
10	59	53	49	59	53	49	58	52	49

		50% beam - 60.3°		10% beam - 83.5°	
Mounting Height	Inital FC Center Beam	Diameter	FC	Diameter	FC
8.0	39.3	6.4	19.7	9.8	3.9
10.0	21.2	8.7	10.6	13.4	2.1
12.0	13.2	11.0	6.6	16.9	1.3
14.0	9.0	13.4	4.5	20.5	0.9
16.0	6.5	15.7	3.3	24.1	0.7

 © 2017-2023 Acuity Brands Lighting, Inc.

PHOTOMETRICS

Distribution Curve | **Distribution Data** | **Output Data** | **Coefficient of Utilization** | **Illuminance Data at 30" Above Floor for a Single Luminaire**

LRT8 45LM 35K + LRT8 HM CS, 3500K LEDs, input watts: 41.41, delivered lumens: 3865.2, LM/W = 93.3, Spacing Criteria: 1.0, test no. PR08171088, tested in accordance to IESNA LM-79.

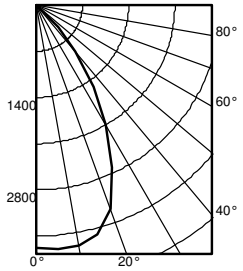

	Ave	Lumens
0	3684	
5	3719	354
15	3589	996
25	2717	1232
35	1504	931
45	468	351
55	0	2
65	0	0
75	0	0
85	0	0
90	0	

Zone	Lumens	% Lamp
0° - 30°	2582.0	66.8
0° - 40°	3512.7	90.9
0° - 60°	3865.2	100.0
0° - 90°	3865.2	100.0
90° - 180°	0.0	0.0
0° - 180°	3865.2	*100.0

*Efficiency

pf	80%			70%			50%		
pc				20%					
pw	50%	30%	10%	50%	30%	10%	50%	30%	10%
0	119	119	119	116	116	116	111	111	111
1	111	108	106	108	106	104	104	103	101
2	103	99	95	101	97	94	98	95	92
3	96	91	87	94	90	86	92	88	84
4	89	83	79	88	83	79	86	81	78
5	83	77	73	82	77	72	80	75	72
6	78	72	67	77	71	67	75	70	67
7	73	67	62	72	66	62	71	66	62
8	68	62	58	68	62	58	67	61	58
9	64	58	54	64	58	54	63	58	54
10	61	55	51	60	54	51	59	54	50

Mounting Height	Inital FC Center Beam	50% beam - 52.6° Diameter	50% beam - 52.6° FC	10% beam - 81.6° Diameter	10% beam - 81.6° FC
8.0	121.8	5.4	60.9	9.5	12.2
10.0	65.5	7.4	32.7	13.0	6.6
12.0	40.8	9.4	20.4	16.4	4.1
14.0	27.9	11.4	13.9	19.9	2.8
16.0	20.2	13.3	10.1	23.3	2.0

LRT8 45LM 35K + LRT8 HW CS, 3500K LEDs, input watts: 41.41, delivered lumens: 4041.8, LM/W = 97.6, Spacing Criteria: 1.2, test no. PR08171089, tested in accordance to IESNA LM-79.

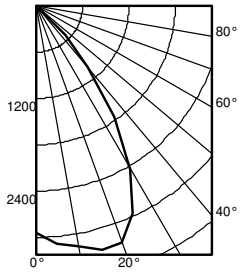

	Ave	Lumens
0	2941	
5	3095	297
15	3280	921
25	2973	1335
35	1761	1079
45	543	403
55	0	6
65	0	0
75	0	0
85	0	0
90	0	

Zone	Lumens	% Lamp
0° - 30°	2553.6	63.2
0° - 40°	3632.7	89.9
0° - 60°	4041.8	100.0
0° - 90°	4041.8	100.0
90° - 180°	0.0	0.0
0° - 180°	4041.8	*100.0

*Efficiency

pf	80%			70%			50%		
pc				20%					
pw	50%	30%	10%	50%	30%	10%	50%	30%	10%
0	119	119	119	116	116	116	111	111	111
1	110	108	106	108	106	104	104	102	101
2	102	98	95	101	97	93	97	94	91
3	95	90	85	93	89	85	91	87	83
4	88	82	78	87	81	77	85	80	76
5	82	76	71	81	75	71	79	74	70
6	76	70	65	75	69	65	74	69	65
7	71	65	60	70	64	60	69	64	60
8	67	60	56	66	60	56	65	59	55
9	62	56	52	62	56	52	61	55	52
10	59	52	48	58	52	48	57	52	48

Mounting Height	Inital FC Center Beam	50% beam - 61.7° Diameter	50% beam - 61.7° FC	10% beam - 85.8° Diameter	10% beam - 85.8° FC
8.0	97.2	6.6	48.6	10.2	9.7
10.0	52.3	9.0	26.1	13.9	5.2
12.0	32.6	11.4	16.3	17.7	3.3
14.0	22.2	13.8	11.1	21.4	2.2
16.0	16.1	16.1	8.1	25.1	1.6

PHOTOMETRICS

Distribution Curve | **Distribution Data** | **Output Data** | **Coefficient of Utilization** | **Illuminance Data at 30" Above Floor for a Single Luminaire**

LRT8 90LM 35K + LRT8 HM CS, 3500K LEDs, input watts: 85.03, delivered lumens: 7526.2, LM/W = 88.5, Spacing Criteria: 1.0, test no. PR08171098, tested in accordance to IESNA LM-79.

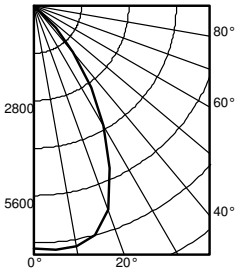

	Ave	Lumens
0	7173	
5	7241	689
15	6989	1939
25	5290	2399
35	2928	1812
45	911	683
55	0	4
65	0	0
75	0	0
85	0	0
90	0	

Zone	Lumens	% Lamp
0° - 30°	5027.6	66.8
0° - 40°	6839.6	90.9
0° - 60°	7526.2	100.0
0° - 90°	7526.2	100.0
90° - 180°	0.0	0.0
0° - 180°	7526.2	*100.0

*Efficiency

pf	80%			20%					
pc				70%			50%		
pw	50%	30%	10%	50%	30%	10%	50%	30%	10%
0	119	119	119	116	116	116	111	111	111
1	111	108	106	108	106	104	104	103	101
2	103	99	95	101	97	94	98	95	92
3	96	91	87	94	90	86	92	88	84
4	89	83	79	88	83	79	86	81	78
5	83	77	73	82	77	72	80	75	72
6	78	72	67	77	71	67	75	70	67
7	73	67	62	72	66	62	71	66	62
8	68	62	58	68	62	58	67	61	58
9	64	58	54	64	58	54	63	58	54
10	61	55	51	60	54	51	59	54	50

		50% beam - 52.6°		10% beam - 81.6°	
Mounting Height	Inital FC Center Beam	Diameter	FC	Diameter	FC
8.0	237.1	5.4	118.6	9.5	23.7
10.0	127.5	7.4	63.8	13.0	12.8
12.0	79.5	9.4	39.7	16.4	8.0
14.0	54.2	11.4	27.1	19.9	5.4
16.0	39.4	13.3	19.7	23.3	3.9

LRT8 90LM 35K + LRT8 HW CS, 3500K LEDs, input watts: 85.03, delivered lumens: 7869.3, LM/W = 92.5, Spacing Criteria: 1.2, test no. PR08171099, tested in accordance to IESNA LM-79.

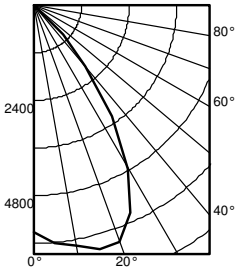

	Ave	Lumens
0	5725	
5	6023	579
15	6384	1793
25	5787	2598
35	3427	2100
45	1057	785
55	3	13
65	0	1
75	0	1
85	0	0
90	0	

Zone	Lumens	% Lamp
0° - 30°	4970.1	63.2
0° - 40°	7070.1	89.8
0° - 60°	7867.8	100.0
0° - 90°	7869.3	100.0
90° - 180°	0.0	0.0
0° - 180°	7869.3	*100.0

*Efficiency

pf	80%			20%					
pc				70%			50%		
pw	50%	30%	10%	50%	30%	10%	50%	30%	10%
0	119	119	119	116	116	116	111	111	111
1	110	108	106	108	106	104	104	102	101
2	102	98	95	101	97	93	97	94	91
3	95	90	85	93	89	85	91	87	83
4	88	82	78	87	81	77	85	80	76
5	82	76	71	81	75	71	79	74	70
6	76	70	65	75	69	65	74	69	65
7	71	65	60	70	64	60	69	64	60
8	67	60	56	66	60	56	65	59	55
9	62	56	52	62	56	52	61	55	52
10	58	52	48	58	52	48	57	52	48

		50% beam - 61.7°		10% beam - 85.8°	
Mounting Height	Inital FC Center Beam	Diameter	FC	Diameter	FC
8.0	189.3	6.6	94.6	10.2	18.9
10.0	101.8	9.0	50.9	13.9	10.2
12.0	63.4	11.4	31.7	17.7	6.3
14.0	43.3	13.7	21.6	21.4	4.3
16.0	31.4	16.1	15.7	25.1	3.1

 © 2017-2023 Acuity Brands Lighting, Inc.

PHOTOMETRICS

Distribution Curve | **Distribution Data** | **Output Data** | **Coefficient of Utilization** | **Illuminance Data at 30" Above Floor for a Single Luminaire**

LRT8 13LM 35K + LRT8 P CS, 3500K LEDs, input watts: 14.70, delivered lumens: 1177.8, LM/W = 80.1, Spacing Criteria: 0.5, test no. PR08171193, tested in accordance to IESNA LM-79.

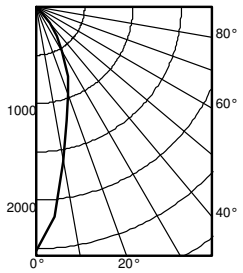

	Ave	Lumens
0	2530	
5	2177	186
15	1216	345
25	790	349
35	377	231
45	53	63
55	0	3
65	0	0
75	0	0
85	3	2
90	0	

Zone	Lumens	% Lamp
0° - 30°	880.0	74.7
0° - 40°	1110.6	94.3
0° - 60°	1176.0	99.8
0° - 90°	1177.8	100.0
90° - 180°	0.0	0.0
0° - 180°	1177.8	*100.0
*Efficiency		

pf	80%			20%			50%		
pc				70%					
pw	50%	30%	10%	50%	30%	10%	50%	30%	10%
0	119	119	119	116	116	116	111	111	111
1	111	109	107	109	107	105	105	103	102
2	104	100	97	102	99	96	99	96	94
3	97	93	89	96	92	88	94	90	87
4	92	86	82	90	86	82	88	84	81
5	86	81	77	85	80	76	84	79	76
6	81	76	72	81	75	72	79	75	71
7	77	71	67	76	71	67	75	70	67
8	73	67	64	72	67	63	71	67	63
9	69	64	60	69	64	60	68	63	60
10	66	60	57	66	60	57	65	60	57

Mounting Height	Inital FC Center Beam	50% beam - 26.3° Diameter	50% beam - 26.3° FC	10% beam - 66.3° Diameter	10% beam - 66.3° FC
8.0	83.6	2.6	41.8	7.2	8.4
10.0	45.0	3.5	22.5	9.8	4.5
12.0	28.0	4.4	14.0	12.4	2.8
14.0	19.1	5.4	9.6	15.0	1.9
16.0	13.9	6.3	6.9	17.6	1.4

LRT8 45LM 35K + LRT8 P CS, 3500K LEDs, input watts: 41.41, delivered lumens: 3455.4, LM/W = 83.4, Spacing Criteria: 0.6, test no. PR08171098, tested in accordance to IESNA LM-79.

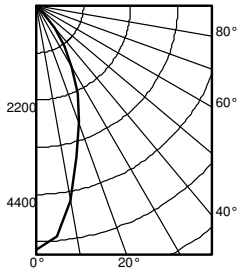

	Ave	Lumens
0	5703	
5	5408	484
15	3645	1017
25	2269	1026
35	1149	707
45	213	211
55	5	11
65	0	0
75	0	0
85	0	0
90	0	

Zone	Lumens	% Lamp
0° - 30°	2527.3	73.1
0° - 40°	3234.2	93.6
0° - 60°	3455.4	100.0
0° - 90°	3455.4	100.0
90° - 180°	0.0	0.0
0° - 180°	3455.4	*100.0
*Efficiency		

pf	80%			20%			50%		
pc				70%					
pw	50%	30%	10%	50%	30%	10%	50%	30%	10%
0	119	119	119	116	116	116	111	111	111
1	111	109	107	109	107	105	105	103	102
2	104	100	97	102	99	96	99	96	94
3	97	92	89	96	91	88	93	90	86
4	91	86	82	90	85	81	88	84	80
5	86	80	76	85	80	76	83	78	75
6	81	75	71	80	75	71	78	74	70
7	76	70	66	75	70	66	74	69	66
8	72	66	62	71	66	62	70	65	62
9	68	63	59	68	62	59	67	62	58
10	65	59	56	64	59	55	64	59	55

Mounting Height	Inital FC Center Beam	50% beam - 34.7° Diameter	50% beam - 34.7° FC	10% beam - 71.6° Diameter	10% beam - 71.6° FC
8.0	188.5	3.4	94.3	7.9	18.9
10.0	101.4	4.7	50.7	10.8	10.1
12.0	63.2	5.9	31.6	13.7	6.3
14.0	43.1	7.2	21.6	16.6	4.3
16.0	31.3	8.4	15.6	19.5	3.1

LRT8 90LM 35K + LRT8 P CS, 3500K LEDs, input watts: 85.03, delivered lumens: 6726.6, LM/W = 79.1, Spacing Criteria: 0.6, test no. PR08171099, tested in accordance to IESNA LM-79.

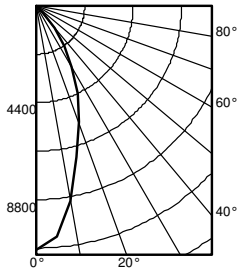

	Ave	Lumens
0	11103	
5	10528	943
15	7097	1980
25	4417	1997
35	2236	1376
45	414	410
55	10	21
65	0	0
75	0	0
85	0	0
90	0	

Zone	Lumens	% Lamp
0° - 30°	4920.0	73.1
0° - 40°	6295.7	93.6
0° - 60°	6726.3	100.0
0° - 90°	6726.6	100.0
90° - 180°	0.0	0.0
0° - 180°	6726.6	*100.0
*Efficiency		

pf	80%			20%			50%		
pc				70%					
pw	50%	30%	10%	50%	30%	10%	50%	30%	10%
0	119	119	119	116	116	116	111	111	111
1	111	109	107	109	107	105	105	103	102
2	104	100	97	102	99	96	99	96	94
3	97	92	89	96	91	88	93	90	86
4	91	86	82	90	85	81	88	84	80
5	86	80	76	85	80	76	83	78	75
6	81	75	71	80	75	71	78	74	70
7	76	70	66	75	70	66	74	69	66
8	72	66	62	71	66	62	70	65	62
9	68	63	59	68	62	59	67	62	58
10	65	59	56	64	59	55	64	59	55

Mounting Height	Inital FC Center Beam	50% beam - 34.7° Diameter	50% beam - 34.7° FC	10% beam - 71.6° Diameter	10% beam - 71.6° FC
8.0	367.0	3.4	183.5	7.9	36.7
10.0	197.4	4.7	98.7	10.8	19.7
12.0	123.0	5.9	61.5	13.7	12.3
14.0	84.0	7.2	42.0	16.6	8.4
16.0	60.9	8.4	30.5	19.5	6.1

 © 2017-2023 Acuity Brands Lighting, Inc.

PERFORMANCE DATA

LUMINAIRES SPACED 2′ FROM WALL

Catalog Number: LRT8 90LM 35K 120 G4 80CRI ZT; LRT8 HWS CSS **Spread:** Single Wall **Test #:** PR03161095P

Single Unit						Lamp	Multiple Units On 2′ Centers*			Multiple Units On 3′ Centers*			Multiple Units On 4′ Centers*		
Lateral Distance From Fixture 2′ From Wall						BXRC-35E10K0-D-73-SE	Spaced 2′ From Wall			Spaced 2′ From Wall			Spaced 2′ From Wall		
0′	1′	2′	3′	4′	5′	Distance From Ceiling	CL		CL	CL		CL	CL		CL
53	39	19	9	5	5	1′	93	91	93	69	61	69	61	37	61
96	68	32	14	8	7	2′	165	160	165	122	104	122	108	65	108
115	87	43	17	9	8	3′	207	204	207	148	136	148	130	87	130
85	72	46	22	11	8	4′	183	183	183	126	129	126	102	92	102
52	50	39	23	13	9	5′	142	145	142	97	103	97	73	80	73
33	36	30	22	14	10	6′	109	117	109	76	83	76	56	63	56
25	28	24	19	14	11	7′	91	98	91	64	71	64	48	53	48
20	23	20	16	13	11	8′	77	83	77	54	61	54	42	44	42
15	18	19	13	11	9	9′	60	66	60	44	51	44	34	35	34
10	13	11	10	9	6	10′	44	48	44	34	38	34	25	28	25

LUMINAIRES SPACED 3′ FROM WALL

Catalog Number: LRT8 90LM 35K 120 G4 80CRI ZT; LRT8 HWS CSS **Spread:** Single Wall **Test #:** PR03161095P

Single Unit						Lamp	Multiple Units On 3′ Centers*			Multiple Units On 4′ Centers*			Multiple Units On 6′ Centers*		
Lateral Distance From Fixture 3′ From Wall						BXRC-35E10K0-D-73-SE	Spaced 3′ From Wall			Spaced 3′ From Wall			Spaced 3′ From Wall		
0′	1′	2′	3′	4′	5′	Distance From Ceiling	CL		CL	CL		CL	CL		CL
20	18	13	9	6	6	1′	37	37	37	30	29	30	23	14	23
36	33	23	15	10	8	2′	66	65	66	54	50	54	41	25	41
49	42	29	18	12	9	3′	84	82	84	68	61	68	54	31	54
57	50	35	22	13	10	4′	99	97	99	79	74	79	62	39	62
51	47	35	24	15	11	5′	99	99	99	76	76	76	57	45	57
41	39	32	24	17	12	6′	89	90	89	69	71	69	48	44	48
32	31	28	23	17	13	7′	78	79	78	60	62	60	40	41	40
23	25	22	19	15	13	8′	64	70	64	50	54	50	33	36	33
17	19	17	15	13	11	9′	52	58	52	40	45	40	27	29	27
12	14	14	11	10	9	10′	41	44	41	31	35	31	20	23	20

LUMINAIRES SPACED 4′ FROM WALL

Catalog Number: LRT8 90LM 35K 120 G4 80CRI ZT; LRT8 HWS CSS **Spread:** Single Wall **Test #:** PR03161095P

Single Unit						Lamp	Multiple Units On 3′ Centers*			Multiple Units On 4′ Centers*			Multiple Units On 6′ Centers*		
Lateral Distance From Fixture 4′ From Wall						BXRC-35E10K0-D-73-SE	Spaced 4′ From Wall			Spaced 4′ From Wall			Spaced 4′ From Wall		
0′	1′	2′	3′	4′	5′	Distance From Ceiling	CL		CL	CL		CL	CL		CL
12	11	9	8	6	6	1′	25	26	25	21	21	21	16	13	16
22	21	17	13	10	8	2′	47	48	47	37	38	37	29	24	29
27	25	20	16	12	10	3′	57	57	57	46	45	46	34	29	34
33	29	23	18	13	11	4′	68	68	68	54	52	54	40	34	40
37	34	27	21	15	12	5′	78	79	78	62	60	62	45	38	45
36	33	28	22	17	13	6′	80	81	80	63	63	63	45	41	45
32	30	26	22	17	13	7′	78	78	78	61	61	61	42	41	42
27	26	23	19	16	14	8′	70	73	70	55	57	55	39	38	39
21	20	19	16	14	12	9′	59	62	59	46	48	46	32	32	32
15	15	15	13	12	10	10′	46	48	46	36	38	36	25	27	25

*Based on minimum of five luminaires. Reflectances: 80, 50, 20. Values are rounded to nearest whole footcandle.

Fixtures tested to IES recommended standard for solid state lighting per LM-79-08. Photometric performance on a single unit represents a baseline of performance for the fixture. Results may vary in the field.

 © 2017-2023 Acuity Brands Lighting, Inc.

PERFORMANCE DATA

LUMINAIRES SPACED 2′ FROM WALL

Catalog Number: LRT8 90LM 35K 120 G4 80CRI ZT; LRT8 WS CSS **Spread:** Single Wall **Test #:** PR08171041

Single Unit						Lamp	Multiple Units On 2′ Centers*			Multiple Units On 3′ Centers*			Multiple Units On 4′ Centers*		
Lateral Distance From Fixture 2′ From Wall						BXRC-35E10K0-D-73-SE	Spaced 2′ From Wall			Spaced 2′ From Wall			Spaced 2′ From Wall		
0′	1′	2′	3′	4′	5′	Distance From Ceiling	CL		CL	CL		CL	CL		CL
63	47	22	10	6	5	1′	111	110	111	83	72	83	73	44	73
80	58	29	14	8	7	2′	142	140	142	105	92	105	92	59	92
74	58	33	16	10	8	3′	144	143	144	103	98	103	88	67	88
62	51	34	19	11	8	4′	136	135	136	97	93	97	78	69	78
47	43	31	20	13	9	5′	121	124	121	86	86	86	66	66	66
33	35	28	21	14	10	6′	105	113	105	74	80	74	56	59	56
25	29	25	19	15	11	7′	94	102	94	66	73	66	50	55	50
21	25	21	17	14	12	8′	83	90	83	58	67	58	45	47	45
16	20	17	14	12	10	9′	67	74	67	48	56	48	37	39	37
11	14	13	11	10	7	10′	50	56	50	38	44	38	28	32	28

LUMINAIRES SPACED 3′ FROM WALL

Catalog Number: LRT8 90LM 35K 120 G4 80CRI ZT; LRT8 WS CSS **Spread:** Single Wall **Test #:** PR08171041

Single Unit						Lamp	Multiple Units On 3′ Centers*			Multiple Units On 4′ Centers*			Multiple Units On 6′ Centers*		
Lateral Distance From Fixture 3′ From Wall						BXRC-35E10K0-D-73-SE	Spaced 3′ From Wall			Spaced 3′ From Wall			Spaced 3′ From Wall		
0′	1′	2′	3′	4′	5′	Distance From Ceiling	CL		CL	CL		CL	CL		CL
28	25	17	11	8	6	1′	50	50	50	40	38	40	31	19	31
36	32	23	15	10	8	2′	65	65	65	53	50	53	41	25	41
39	35	25	17	11	9	3′	72	71	72	57	54	57	44	28	44
38	35	27	18	12	10	4′	72	72	72	57	56	57	44	32	44
35	32	25	19	13	10	5′	72	72	72	57	56	57	41	34	41
33	30	24	19	15	11	6′	69	70	69	56	55	56	39	35	39
29	27	23	19	15	13	7′	66	69	66	53	53	53	36	34	36
23	24	21	17	14	13	8′	59	65	59	46	51	46	32	31	32
17	19	17	15	13	11	9′	50	56	50	38	44	38	27	27	27
12	14	14	10	10	10	10′	41	46	41	31	37	31	21	22	21

LUMINAIRES SPACED 4′ FROM WALL

Catalog Number: LRT8 90LM 35K 120 G4 80CRI ZT; LRT8 WS CSS **Spread:** Single Wall **Test #:** PR08171041

Single Unit						Lamp	Multiple Units On 3′ Centers*			Multiple Units On 4′ Centers*			Multiple Units On 6′ Centers*		
Lateral Distance From Fixture 4′ From Wall						BXRC-35E10K0-D-73-SE	Spaced 4′ From Wall			Spaced 4′ From Wall			Spaced 4′ From Wall		
0′	1′	2′	3′	4′	5′	Distance From Ceiling	CL		CL	CL		CL	CL		CL
18	16	13	10	8	7	1′	37	38	37	29	30	29	22	18	22
23	21	17	13	11	9	2′	49	50	49	39	40	39	30	25	30
25	24	19	15	12	10	3′	55	55	55	44	43	44	32	28	32
27	25	20	16	13	11	4′	57	58	57	46	46	46	34	30	34
26	25	21	17	13	11	5′	59	59	59	47	47	47	34	31	34
25	24	21	17	14	12	6′	59	60	59	47	47	47	34	32	34
24	23	19	17	14	12	7′	59	60	59	46	47	46	34	31	34
22	21	19	15	13	13	8′	56	58	56	45	46	45	33	29	33
19	18	16	14	12	11	9′	49	51	49	39	40	39	29	27	29
14	14	13	11	10	9	10′	41	43	41	33	34	33	22	24	22

*Based on minimum of five luminaires. Reflectances: 80, 50, 20. Values are rounded to nearest whole footcandle.

Fixtures tested to IES recommended standard for solid state lighting per LM-79-08. Photometric performance on a single unit represents a baseline of performance for the fixture. Results may vary in the field.

 © 2017-2023 Acuity Brands Lighting, Inc.

CONTROLS

EXAMPLE
Group Fixture Control*
*Appiication diagram applies for fixtures with eldoLED drivers only.

nPS 80 EZ Dimming/Control Pack (qty: 2 required)
nPODM 2P DX Dual On/Off/Dim Push-Button WallPod
nCM ADCX Daylight Sensor with Automatic Dimming Control
nCM PDT 9 Dual Technology Occupancy Sensor

Description: This design provides a dual on/off/dim wall station that enables manual control of the fixtures in Row A and Row B separately. Additionally, a daylight harvesting sensor is provided so the lights in Row B can be configured to dim automatically when daylight is available. An occupancy sensor turns off all lights when the space is vacant.

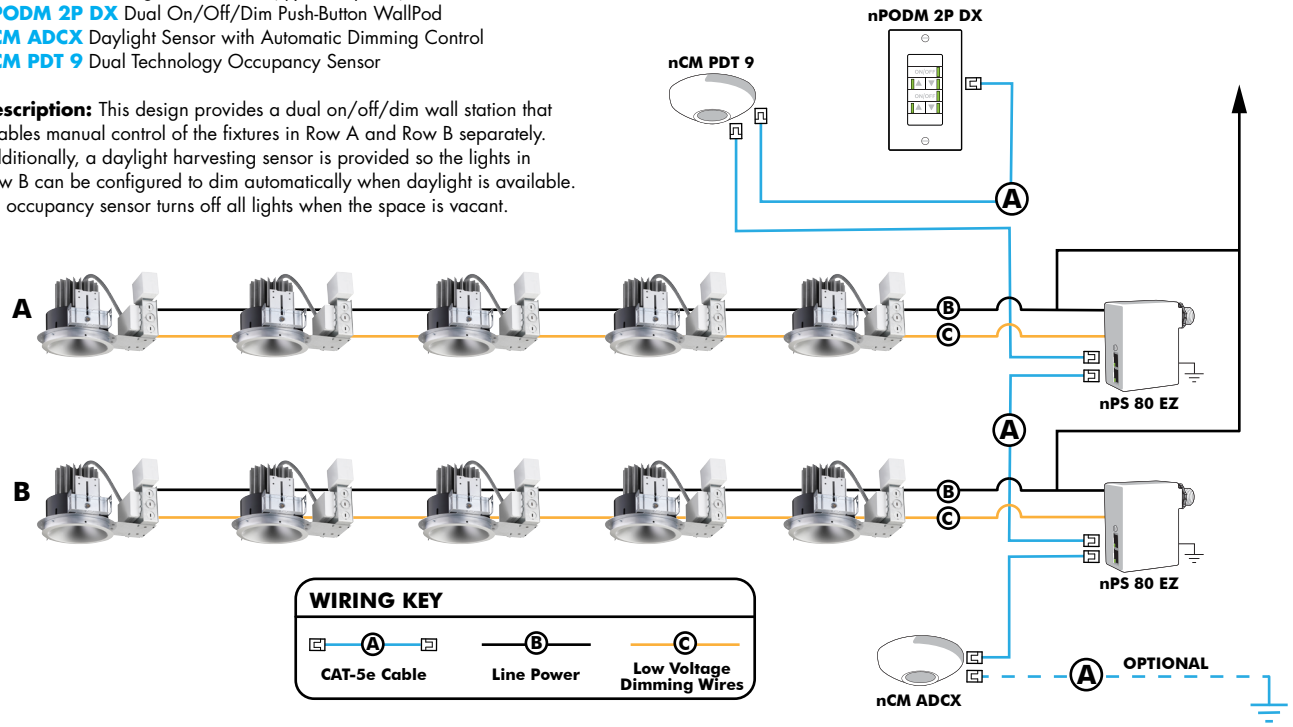

Choose Wall Controls

nLight offers multiple styles of wall controls - each with varying features and user experience.

Push-Button Wallpod
Traditional tactile buttons and LED user feedback

Graphic Wallpod
Full color touch screen provides a sophisticated look and feel

nLight® Wired Controls Accessories:			
Order as separate catalog number. Visit www.acuitybrands.com/products/controls/nlight for complete listing of nLight controls.			
WallPod Stations	**Model number**	**Occupancy sensors**	**Model Number**
On/Off	nPODM (Color)	Small motion 360°, ceiling (PIR/dual Tech)	nCM 9 / nCM PDT 9
On/Off & Raise/Lower	nPOD DX (Color)	Large motion 360°, ceiling (PIR/dual tech)	nCM 10 / nCM PDT 10
Graphic Touchscreen	nPOD GFX (Color)	Wide View (PIR/dual tech)	nWV 16 / nWV PDT 16
Photocell controls	**Model Number**	Wall Switch w/ Raise/Lower (PIR/dual tech)	nWSX LV DX / nWSX PDT LV DX
Dimming	nCM ADCX	**Cat-5 cables (plenum rated)**	**Model Number**
		10', CAT5 10FT	CAT5 10FT J1
		15, CAT5 15FT	CAT5 15FT J1

Capable Luminaire

This item is an A+ capable luminaire, which has been designed and tested to provide consistent color appearance and out-of-the-box control compatibility with simple commissioning.

- All configurations of this luminaire meet the Acuity Brand's specification for chromatic consistency.
- This luminaire is part of an A+ Certified solution for nLight control networks when ordered with drivers marked by a Shaded background*
- This Luminaire is part of an A+ Certified solution for nLight control networks, providing advanced control functionality at the luminaire level, when selection includes driver and control options marked by a shaded background*

To learn more about A+, visit www.acuitybrands.com/aplus.

*See ordering tree for details

 © 2017-2023 Acuity Brands Lighting, Inc.

nLight® AIR Control Accessories:
Order as separate catalog number. Visit www.acuitybrands.com/products/controls/nlightair.

Wall switches	Model number
On/Off single pole	rPODB [color]
On/Off two pole	rPODB 2P [color]
On/Off & raise/lower single pole	rPODB DX [color]
On/Off & raise/lower two pole	rPODB 2P DX [color]
On/Off & raise/lower single pole	rPODBZ DX WH[1]

Notes

1 Can only be ordered with the RES7Z zone control sensor version.

nLight AIR

nLight AIR is the ideal solution for retrofit or new construction spaces where adding communication is cost prohibitive. The integrated nLight AIR rPP20 Power Pack is part of each Indy L-Series Luminaire. These individually addressable controls offer the ultimate in flexibility during initial setup and for space repurposing.

Simple as 1,2,3

1. Install the nLight® AIR fixtures with embedded smart sensor
2. Install the wireless battery-powered wall switch
3. With CL**AIR**ITY app, pair the fixtures with the wall switch and if desired, customize the sensor settings for the desired outcome

nLight AIR rPODB 2P DX Mobile Device

 © 2017-2023 Acuity Brands Lighting, Inc.