JUNO

Juno Wafer™ LED Downlight Series

4" & 6" SWW5 + ALO LED Flat & Deep Regressed Wafers

Project:	
Fixture Type:	
Location:	
Contact/Phone:	

WF4 & WF6 SWW5 + ALO Series

Brushed Nickel

Oil Rubbed Bronze

Matte Black

ENERGY STAR · WET LOCATION™ · TITLE 24 PART 6 · C SP US · IC RATED

DIMMABLE LED · SWITCHABLE WHITE 2700K 3000K 3500K 4000K 5000K

4" Switchable Lumens: 700 LUMENS, 900 LUMENS, 1100 LUMENS

6" Switchable Lumens: 800 LUMENS, 1050 LUMENS, 1300 LUMENS

AIR-LOC · NOM

Dimensions

WF4

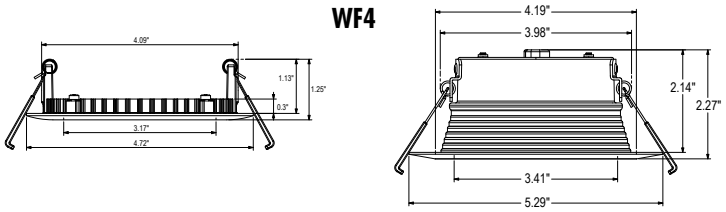

WF6

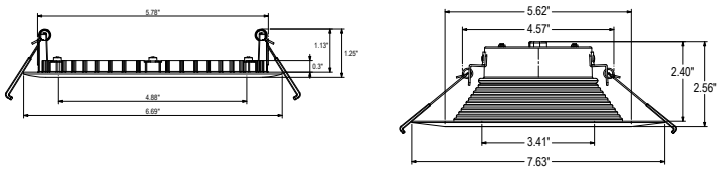

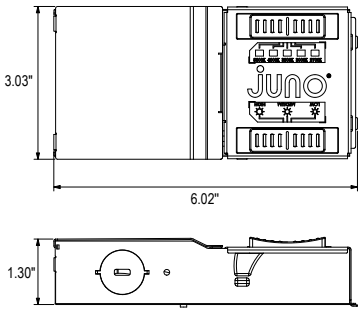

Product Features

The 4"& 6" flat and deep regressed with 5CCT Switchable White and ALO technology wafers provide high-quality light output and efficiency while delivering industry leading technology and functionality without the need for a recessed housing.

- Next-generation optical technology and design enable precise, even illumination where needed
- Canless - no can required; equals easy to install and less labor
- With selectable color temperatures ranging from warm (2700K) to daylight (5000K), getting the right look for your space is a breeze
- 3 ALO settings allow you to get the perfect amount of light in your space

Applications

- Residential and light commercial applications including multi-family, hospitality, assisted living, dormitories and other multi-level construction
- Streamlined profile allows for easy remodel or new construction in both insulated and drop ceiling installations
- Wet rated and airtight: perfect for showers, bathrooms, and covered outdoor soffits

Performance

Delivered Lumens	4" - 700/900/1100 6" - 800/1050/1300
LED Color Temperature	Switchable White (27K, 30K, 35K, 40K, 50K) Default set at 3000K
CRI	90+
Voltage	Dedicated 120V and MVOLT
Dimming	Dimmable to 10% with triac or 0-10v dimmers

For a list of compatible dimmers see JUNO-WAFERS-DIM

Specifications

	FLAT		DREG	
	WF4	WF6	WF4	WF6
Aperture:	3.17"	4.88"	3.41"	3.41"
Ceiling Opening:	4.25"	6.25"	4.25"	6.25"
Overlap Trim:	4.72"	6.69"	5.29"	7.63"
Height:	1.25"	1.25"	2.27"	2.56"

 © 2021-2024 Acuity Brands Lighting, Inc.

Juno Wafer™ LED Downlight Series

4" & 6" SWW5 + ALO LED Flat & Deep Regressed Wafers

ORDERING INFORMATION

Flat Wafer

Example: WF4 ALO19 SWW5 90CRI MW

Series	Trim Designation	Lumens	Color Temperature	Rendering Index	Voltage	Finish
WF4 4" Wafer Led Downlight **WF6** 6" Wafer Led Downlight	**(BLANK)** Flat	**ALO19**[1] Switchable lumens – 700LM, 1000LM, and 1100LM **ALO20**[2] Switchable lumens – 800LM, 1050LM, and 1300LM	**SWW5** Switchable CCT – 2700K, 3000K, 3500K, 4000K, and 5000K	**90CRI** 90+ CRI	**(BLANK)** 120V **MVOLT** Multi-Volt (120-277)	**MW** Matte White **MB** Matte Black **BN** Brushed Nickel **ORB** Oil Rubbed Bronze

Deep Regressed Wafer

Example: WF6 DREG B ALO20 SWW5 90CRI MW

Series	Trim Designation	Trim Style	Lumens	Color Temperature	Rendering Index	Voltage	Finish[3]
WF4 4" Wafer Led Downlight **WF6** 6" Wafer Led Downlight	**DREG** Deep Regressed	**B** Baffle **SM** Smooth	**ALO19**[1] Switchable lumens – 700LM, 1000LM, and 1100LM **ALO20**[2] Switchable lumens – 800LM, 1050LM, and 1300LM	**SWW5** Switchable CCT – 2700K, 3000K, 3500K, 4000K, and 5000K	**90CRI** 90+ CRI	**(BLANK)** 120V	**MW** Matte White

1. Only available with WF4.
2. Only available with WF6.
3. For additional finishes see trim insert offerings.

Accessories: Order as separate catalog number.

Series	
WF8643 PAN R6	Universal New Construction Pan, Retail Pack of 6
WF8643 PAN U	Universal New Construction Pan, Unit Pack
WF4 PAN R12	4" New construction pan, retail pack of 12
WF4GR MW JZ	4" Wafer Goof Ring 4.2" ID x 6.2" OD
WF6 PAN R12	6" New construction pan, retail pack of 12
WF6GR MW JZ	6" Wafer Goof Ring 6" ID x 8" OD
WFJB U	Remodel Joist Bar
WFEXC6 SW3PIN FT4	3-Pin 6ft Cable
WFEXC10 SW3PIN FT4	3-Pin 10ft Cable
WFEXC20 SW3PIN FT4	3-Pin 20ft Cable

*Goof rings are made of 22 gauge steel and painted white.

WF8643 UNIVERSAL New Construction Pan

WF4 PAN 4" New Construction Pan

Remodel Joist Bar

WFEXC_ 3-Pin Extension Cable

WF6 PAN 6" New Construction Pan

PERFORMANCE DATA

	WF4 (DREG) ALO19 SWW5			WF6 (DREG) ALO20 SWW5		
	High	Medium	Low	High	Medium	Low
Input Power Typical	14.5W (+/-5%)	11.75(+/-5%)	8.56(+/-5%)	14.5W (+/-5%)	11.75(+/-5%)	8.56(+/-5%)
Input Voltage	120V			120V		
Frequency	60 Hz			60 Hz		
EMI/RFI	FCC Title 47, Part 15 Class B (consumer)			FCC Title 47, Part 15 Class B (consumer)		
Minimum Starting Temp	-40°F (-40°C)			-40°F (-40°C)		

Note: Actual performance may differ as a result of end-user environment and application. All values are design or typical values, measured under laboratory conditions at 25°C.

 © 2021-2024 Acuity Brands Lighting, Inc.

Juno Wafer™ LED Downlight Series

4" & 6" SWW5 + ALO LED Flat & Deep Regressed Wafers

TRIM INSERTS

TRIM INSERTS (for field configuration; ordered separately) **Example:** 4BEMB R4

Series/Finish				Packaging	
4BEMB	4" Baffle, Matte Black	**4SEMB**	4" Smooth, Matte Black	R4	Retail Pack of 4 units
4BEBN	4" Baffle, Brush Nickel	**4SEBN**	4" Smooth, Brush Nickel		
4BEORB	4" Baffle, Oil-Rubbed Bronze	**4SEORB**	4" Smooth, Oil-Rubbed Bronze		

4" Baffle, Matte Black **(4BEMB)**

4" Baffle, Brush Nickel **(4BEBN)**

4" Baffle, Oil-Rubbed Bronze **(4BEORB)**

4" Smooth, Matte Black **(4SEMB)**

4" Smooth, Brush Nickel **(4SEBN)**

4" Smooth, Oil-Rubbed Bronze **(4SEORB)**

Pre-Install color finish trim insert over white 4" or 6" Wafer LED Downlight.



Press down color finish tabs for post-installation to create final Wafer LED Downlight.

TRIM INSERTS

TRIM INSERTS (for field configuration; ordered separately) **Example:** 65SEBN R4

Series/Finish				Packaging	
65BEMB	6" Baffle, Matte Black	**65SEMB**	6" Smooth, Matte Black	R4	Retail Pack of 4 units
65BEBN	6" Baffle, Matte Nickel	**65SEBN**	6" Smooth, Brush Nickel		
65BEORB	6" Baffle, Oil-Rubbed Bronze	**65SEORB**	6" Smooth, Oil-Rubbed Bronze		



6" Baffle, Matte Black **(65BEMB)**



6" Baffle, Brush Nickel (**65BEBN)**



6" Baffle, Oil-Rubbed Bronze **(65BEORB)**

6" Smooth, Matte Black **(65SEMB)**

6" Smooth, Brush Nickel **(65SEBN)**

6" Smooth, Oil-Rubbed Bronze **(65SEORB)**

 © 2021-2024 Acuity Brands Lighting, Inc.

Juno Wafer™ LED Downlight Series

4" & 6" SWW5 + ALO LED Flat & Deep Regressed Wafers

Specifications

Housing
Aluminum die cast outer frame. Durable, powder coat paint to prevent rust • FT4 3-pin plenum rated cable connector to connect from module to remote driver box • Steel spring clip for easy installation. 4" or 6" cut out template is provided to ensure a correct sized hole is cut into ceiling for proper installation of the trim. Size of hole should not exceed 4-1/4" for the WF4 and 6-1/4" for the WF6 • Can be installed from 3/8" to 1 ½" ceiling thickness • Can be removed from below the ceiling for service or replacement.

LED Light Engine
Low/Medium/High lumen output settings and choice of 2700K, 3000K, 3500K, 4000K or 5000K color temperatures • 90 CRI minimum • Color accuracy within 4 step McAdams Ellipse at the end CCT (2700K and 5000K), within 6 step McAdams Ellipse in the middle CCT (3000K, 3500K, and 4000K) • Dimming 100% to 10% with most standard incandescent dimers (see list of approved dimmers).

Driver
Connect directly to 120V Class-2 (CAN ICES-005 (B) / NMB-005 (B)) LED driver • 120V 60 Hz constant current driver provides noise free operation • IC rated driver with convenience of a switch to choose between 5 selectable color temperature options ranging from 2700K (warm white), 3000K, 3500K, 4000K, or 5000K (daylight) • The isolated driver integrated inside steel remote box with four 7/8" knockouts with slots for pryout. Suitable for pulling wires with the 12 cubic-inch wiring compartment to accommodate up to (6) 14 gauge insulated conductor or (4) 12 gauge insulated conductors, making the Wafer LED Downlights much easier to wire in 2in/2out (plus ground) daisy-chain applications and contractor friendly • 2" plenum space required for the installation of the WF6 driver box; 3"plenum space required for the installation of the WF4 driver box • Suitable for installation in t-grid and drop ceiling applications with universal new construction pan.

Electrical
Multi-volt (120-277V, 50/60Hz) proprietary remote LED driver/splice box, with two (2) additional low-voltage wires for 0-10v dimming, down to 10% (depending on dimmer model and application). High efficient driver with power factor > 0.9. Ambient operating temperature: -40°F (-40°C) to +104°F (+40°C).

Optical System
Both edge-lit and back-lit technologies are used to distribute light
• Polycarbonate lens provides even illumination throughout the space
• Efficient system that can produce over 1100 lumens while using 14.5W with the WF4 and over 1300 lumens while using 16W with the WF6 • Replaces 65W incandescent (WF4) and 75W incandescent (WF6).

Life
Rated for 50,000 hours at 70% lumen maintenance.

Labels
CSA certified to US and Canadian safety standards • ENERGY STAR® certified product • Suitable for wet location, covered ceiling • Air-Loc certified in accordance with ASTM E283-2004 • NOM Certified • Can be used to comply with California Title 24 Part 6 High Efficacy LED light Source Requirements • U.S. Patent No. 10,681,784.

Testing
All reports are based on published industry procedures; field performance may differ from laboratory performance.

Warranty
3-year limited warranty. This is the only warranty provided and no other statements in this specification sheet create any warranty of any kind. All other express and implied warranties are disclaimed. Complete warranty terms located at: www.acuitybrands.com/support/warranty/terms-and-conditions

Note: Actual performance may differ as a result of end-user environment and application.

All values are design or typical values, measured under laboratory conditions at 25 °C.

Specifications subject to change without notice.

 © 2021-2024 Acuity Brands Lighting, Inc.

JUNO

Juno Wafer™ LED Downlight Series

4" & 6" SWW5 + ALO LED Flat & Deep Regressed Wafers

PHOTOMETRICS

Distribution Curve | Distribution Data | Output Data | Coefficient of Utilization | Illuminance Data at 30" Above Floor for a Single Luminaire

Lumen Multiplier			
	LOW	MEDIUM	HIGH
120V	0.65	0.85	1.00
MVOLT	0.58	0.84	1.00

WF4 ALO19 SWW5 90CRI 27K-HI Input Watts: 13.5, Delivered Lumens: 980, LPW: 72.6, S/MH: 1.27, Test No: ISF 232959P1

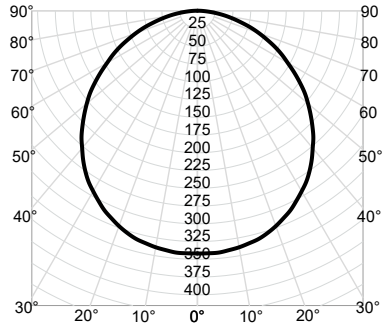

CP Summary

	0°
0°	342
5°	342
15°	333
25°	310
35°	275
45°	229
55°	176
65°	120
75°	64
85°	16
90°	0

Zonal Lumen Summary

Zone	Lumens	% Fixture
0° - 30°	269	27%
0° - 40°	441	45%
0° - 60°	774	79%
0° - 90°	980	100%
90° - 180°	0	0%
0° - 180°	980	100%

Coefficients of Utilization

ρf	80%			70%			50%		
ρc	50%	30%	10%	50%	30%	10%	50%	30%	10%
ρw									
0	119	119	119	116	116	116	111	111	111
1	104	100	96	102	98	94	97	94	91
2	91	84	78	89	82	77	85	80	75
3	79	71	65	78	70	64	75	68	63
4	70	62	55	69	61	54	67	59	54
5	63	54	47	62	53	47	60	52	46
6	57	48	41	56	47	41	54	46	41
7	51	43	36	51	42	36	49	41	36
8	47	38	32	46	38	32	45	37	32
9	43	35	29	42	34	29	41	34	29
10	40	32	26	39	32	26	38	31	26

Cone of Light

Mounting Height	Initial FC Center Beam	Beam Diameter
6.0	9.5	17.7
8.0	5.3	23.6
10.0	3.4	29.5
12.0	2.4	35.4
14.0	1.7	41.3

Beam Angle: 111.7°
Field Angle: 162.1°

Luminance (cd/sq.m)

	Average Luminance
0°	79,127
45°	74,900
55°	71,000
65°	65,905
75°	57,068
85°	43,578

WF4 ALO19 SWW5 90CRI 30K-HI Input Watts: 13.5, Delivered Lumens: 1048, LPW: 77.6, S/MH: 1.27, Test No: ISF 232959P2

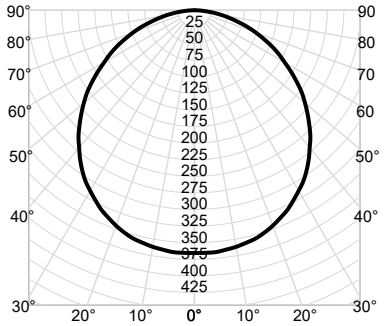

CP Summary

	0°
0°	366
5°	366
15°	356
25°	331
35°	294
45°	245
55°	188
65°	129
75°	68
85°	18
90°	0

Zonal Lumen Summary

Zone	Lumens	% Fixture
0° - 30°	288	27%
0° - 40°	472	45%
0° - 60°	828	79%
0° - 90°	1,048	100%
90° - 180°	0	0%
0° - 180°	1,048	100%

Coefficients of Utilization

ρf	80%			70%			50%		
ρc	50%	30%	10%	50%	30%	10%	50%	30%	10%
ρw									
0	119	119	119	116	116	116	111	111	111
1	104	100	96	102	98	94	97	94	91
2	91	84	78	89	82	77	85	80	75
3	79	71	65	78	70	64	75	68	63
4	70	62	55	69	61	54	67	59	54
5	63	54	47	62	53	47	60	52	46
6	57	48	41	56	47	41	54	46	41
7	51	43	36	51	42	36	49	41	36
8	47	38	32	46	38	32	45	37	32
9	43	35	29	42	34	29	41	34	29
10	40	32	26	39	32	26	38	31	26

Cone of Light

Mounting Height	Initial FC Center Beam	Beam Diameter
6.0	10.2	17.7
8.0	5.7	23.6
10.0	3.7	29.5
12.0	2.5	35.4
14.0	1.9	41.3

Beam Angle: 111.7°
Field Angle: 162.1°

Luminance (cd/sq.m)

	Average Luminance
0°	84,618
45°	80,097
55°	75,927
65°	70,478
75°	61,028
85°	46,602

WF4 ALO19 SWW5 90CRI 35K-HI Input Watts: 13.5, Delivered Lumens: 1107, LPW: 82.0, S/MH: 1.27, Test No: ISF 232959P3

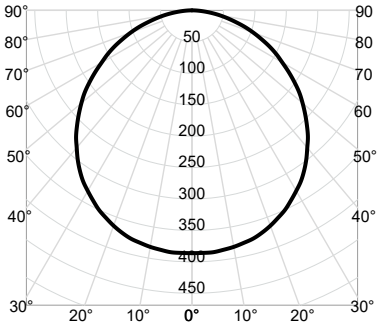

CP Summary

	0°
0°	386
5°	386
15°	376
25°	350
35°	311
45°	258
55°	199
65°	136
75°	72
85°	19
90°	0

Zonal Lumen Summary

Zone	Lumens	% Fixture
0° - 30°	304	27%
0° - 40°	498	45%
0° - 60°	875	79%
0° - 90°	1,107	100%
90° - 180°	0	0%
0° - 180°	1,107	100%

Coefficients of Utilization

ρf	80%			70%			50%		
ρc	50%	30%	10%	50%	30%	10%	50%	30%	10%
ρw									
0	119	119	119	116	116	116	111	111	111
1	104	100	96	102	98	94	97	94	91
2	91	84	78	89	82	77	85	80	75
3	79	71	65	78	70	64	75	68	63
4	70	62	55	69	61	54	67	59	54
5	63	54	47	62	53	47	60	52	46
6	57	48	41	56	47	41	54	46	41
7	51	43	36	51	42	36	49	41	36
8	47	38	32	46	38	32	45	37	32
9	43	35	29	42	34	29	41	34	29
10	40	32	26	39	32	26	38	31	26

Cone of Light

Mounting Height	Initial FC Center Beam	Beam Diameter
6.0	10.7	17.7
8.0	6.0	23.6
10.0	3.9	29.5
12.0	2.7	35.4
14.0	2.0	41.3

Beam Angle: 111.7°
Field Angle: 162.1°

Luminance (cd/sq.m)

	Average Luminance
0°	89,381
45°	84,607
55°	80,201
65°	74,446
75°	64,464
85°	49,226

 © 2021-2024 Acuity Brands Lighting, Inc.

Juno Wafer™ LED Downlight Series

4" & 6" SWW5 + ALO LED Flat & Deep Regressed Wafers

PHOTOMETRICS

Distribution Curve | Distribution Data | Output Data | Coefficient of Utilization | Illuminance Data at 30" Above Floor for a Single Luminaire

WF4 ALO19 SWW5 90CRI 40K-HI Input Watts: 13.5, Delivered Lumens: 1124, LPW: 83.3, S/MH: 1.27, Test No: ISF 232959P4

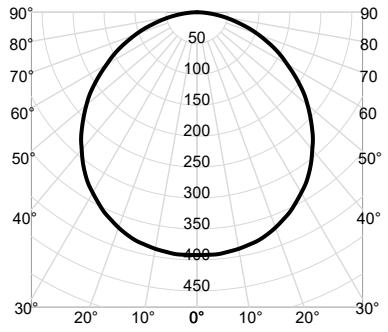

CP Summary

	0°
0°	392
5°	392
15°	382
25°	355
35°	316
45°	262
55°	202
65°	138
75°	73
85°	19
90°	0

Zonal Lumen Summary

Zone	Lumens	% Fixture
0° - 30°	309	27%
0° - 40°	506	45%
0° - 60°	888	79%
0° - 90°	1,124	100%
90° - 180°	0	0%
0° - 180°	1,124	100%

Coefficients of Utilization

ρf	80%			70%			50%		
ρc	50%	30%	10%	50%	30%	10%	50%	30%	10%
ρw									
0	119	119	119	116	116	116	111	111	111
1	104	100	96	102	98	94	97	94	91
2	91	84	78	89	82	77	85	80	75
3	79	71	65	78	70	64	75	68	63
4	70	62	55	69	61	54	67	59	54
5	63	54	47	62	53	47	60	52	46
6	57	48	41	56	47	41	54	46	41
7	51	43	36	51	42	36	49	41	36
8	47	38	32	46	38	32	45	37	32
9	43	35	29	42	34	29	41	34	29
10	40	32	26	39	32	26	38	31	26

Cone of Light

Mounting Height	Initial FC Center Beam	Beam Diameter
6.0	10.9	17.7
8.0	6.1	23.6
10.0	3.9	29.5
12.0	2.7	35.4
14.0	2.0	41.3

Beam Angle: 111.7°
Field Angle: 162.1°

Luminance (cd/sq.m)

	Average Luminance
0°	90,754
45°	85,906
55°	81,433
65°	75,589
75°	65,454
85°	49,982

WF4 ALO19 SWW5 90CRI 50K-HI Input Watts: 13.5, Delivered Lumens: 1080, LPW: 80.0, S/MH: 1.27, Test No: ISF 232959P5

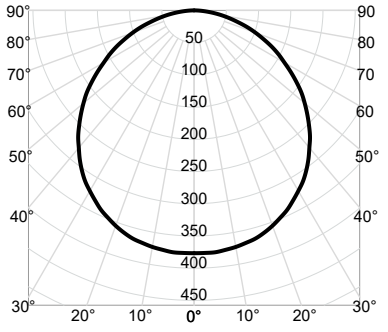

CP Summary

	0°
0°	377
5°	377
15°	367
25°	342
35°	303
45°	252
55°	194
65°	133
75°	70
85°	18
90°	0

Zonal Lumen Summary

Zone	Lumens	% Fixture
0° - 30°	297	27%
0° - 40°	486	45%
0° - 60°	853	79%
0° - 90°	1,080	100%
90° - 180°	0	0%
0° - 180°	1,080	100%

Coefficients of Utilization

ρf	80%			70%			50%		
ρc	50%	30%	10%	50%	30%	10%	50%	30%	10%
ρw									
0	119	119	119	116	116	116	111	111	111
1	104	100	96	102	98	94	97	94	91
2	91	84	78	89	82	77	85	80	75
3	79	71	65	78	70	64	75	68	63
4	70	62	55	69	61	54	67	59	54
5	63	54	47	62	53	47	60	52	46
6	57	48	41	56	47	41	54	46	41
7	51	43	36	51	42	36	49	41	36
8	47	38	32	46	38	32	45	37	32
9	43	35	29	42	34	29	41	34	29
10	40	32	26	39	32	26	38	31	26

Cone of Light

Mounting Height	Initial FC Center Beam	Beam Diameter
6.0	10.5	17.7
8.0	5.9	23.6
10.0	3.8	29.5
12.0	2.6	35.4
14.0	1.9	41.3

Beam Angle: 111.7°
Field Angle: 162.1°

Luminance (cd/sq.m)

	Average Luminance
0°	87,201
45°	82,543
55°	78,245
65°	72,630
75°	62,892
85°	48,025

WF4 DREG B ALO19 SWW5 90CRI 27K-HI Input Watts: 12.5, Delivered Lumens: 1019, LPW: 81.5, S/MH: 1.19, Test No: ISF 232976P6

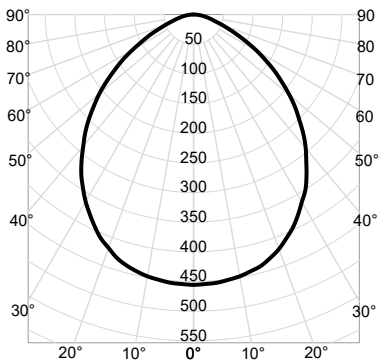

CP Summary

	0°
0°	456
5°	454
15°	439
25°	396
35°	332
45°	252
55°	167
65°	82
75°	31
85°	9
90°	0

Zonal Lumen Summary

Zone	Lumens	% Fixture
0° - 30°	348	34%
0° - 40°	554	54%
0° - 60°	894	88%
0° - 90°	1,019	100%
90° - 180°	0	0%
0° - 180°	1,019	100%

Coefficients of Utilization

ρf	80%			70%			50%		
ρc	50%	30%	10%	50%	30%	10%	50%	30%	10%
ρw									
0	119	119	119	116	116	116	111	111	111
1	106	102	99	104	101	98	100	97	94
2	94	88	83	92	87	82	89	84	80
3	84	77	71	82	76	70	80	74	69
4	75	67	61	74	66	61	72	65	60
5	68	60	53	67	59	53	65	58	53
6	61	53	47	61	53	47	59	52	47
7	56	48	42	55	47	42	54	47	42
8	51	43	38	51	43	38	49	42	38
9	47	40	34	47	39	34	46	39	34
10	44	36	31	43	36	31	42	36	31

Cone of Light

Mounting Height	Initial FC Center Beam	Beam Diameter
6.0	12.7	13.2
8.0	7.1	17.6
10.0	4.6	22.0
12.0	3.2	26.4
14.0	2.3	30.9

Beam Angle: 95.5°
Field Angle: 142.2°

Luminance (cd/sq.m)

	Average Luminance
0°	50,974
45°	39,932
55°	32,635
65°	21,771
75°	13,484
85°	10,921

Juno Wafer™ LED Downlight Series

4" & 6" SWW5 + ALO LED Flat & Deep Regressed Wafers

PHOTOMETRICS

Distribution Curve | Distribution Data | Output Data | Coefficient of Utilization | Illuminance Data at 30" Above Floor for a Single Luminaire

WF4 DREG B ALO19 SWW5 90CRI 30K-HI Input Watts: 12.5, Delivered Lumens: 1074, LPW: 85.9, S/MH: 1.19, Test No: ISF 232976P7

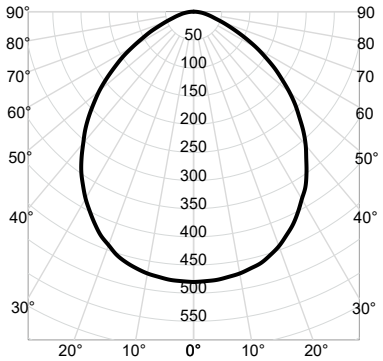

CP Summary

	0°
0°	480
5°	478
15°	462
25°	417
35°	350
45°	266
55°	176
65°	87
75°	33
85°	9
90°	0

Zonal Lumen Summary

Zone	Lumens	% Fixture
0° - 30°	367	34%
0° - 40°	584	54%
0° - 60°	942	88%
0° - 90°	1,074	100%
90° - 180°	0	0%
0° - 180°	1,074	100%

Coefficients of Utilization

ρf / ρc / ρw	80% 50%	80% 30%	80% 10%	20% 70% 50%	20% 70% 30%	20% 70% 10%	50% 50% 50%	50% 50% 30%	50% 50% 10%
0	119	119	119	116	116	116	111	111	111
1	106	102	99	104	101	98	100	97	94
2	94	88	83	92	87	82	89	84	80
3	84	77	71	82	76	70	80	74	69
4	75	67	61	74	66	61	72	65	60
5	68	60	53	67	59	53	65	58	53
6	61	53	47	61	53	47	59	52	47
7	56	48	42	55	47	42	54	47	42
8	51	43	38	51	43	38	49	42	38
9	47	40	34	47	39	34	46	39	34
10	44	36	31	43	36	31	42	36	31

Cone of Light

Mounting Height	Initial FC Center Beam	Beam Diameter
6.0	13.3	13.2
8.0	7.5	17.6
10.0	4.8	22.0
12.0	3.3	26.4
14.0	2.5	30.9

Beam Angle: 95.5°
Field Angle: 142.2°

Luminance (cd/sq.m)

	Average Luminance
0°	53,725
45°	42,088
55°	34,396
65°	22,946
75°	14,212
85°	11,510

WF4 DREG B ALO19 SWW5 90CRI 35K-HI Input Watts: 12.5, Delivered Lumens: 1136, LPW: 90.9, S/MH: 1.19, Test No: ISF 232976P8

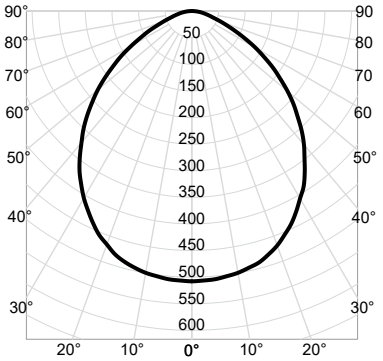

CP Summary

	0°
0°	508
5°	506
15°	489
25°	442
35°	370
45°	281
55°	187
65°	92
75°	35
85°	9
90°	0

Zonal Lumen Summary

Zone	Lumens	% Fixture
0° - 30°	388	34%
0° - 40°	618	54%
0° - 60°	997	88%
0° - 90°	1,136	100%
90° - 180°	0	0%
0° - 180°	1,136	100%

Coefficients of Utilization

ρf / ρc / ρw	80% 50%	80% 30%	80% 10%	20% 70% 50%	20% 70% 30%	20% 70% 10%	50% 50% 50%	50% 50% 30%	50% 50% 10%
0	119	119	119	116	116	116	111	111	111
1	106	102	99	104	101	98	100	97	94
2	94	88	83	92	87	82	89	84	80
3	84	77	71	82	76	70	80	74	69
4	75	67	61	74	66	61	72	65	60
5	68	60	53	67	59	53	65	58	53
6	61	53	47	61	53	47	59	52	47
7	56	48	42	55	47	42	54	47	42
8	51	43	38	51	43	38	49	42	38
9	47	40	34	47	39	34	46	39	34
10	44	36	31	43	36	31	42	36	31

Cone of Light

Mounting Height	Initial FC Center Beam	Beam Diameter
6.0	14.1	13.2
8.0	7.9	17.6
10.0	5.1	22.0
12.0	3.5	26.4
14.0	2.6	30.9

Beam Angle: 95.5°
Field Angle: 142.2°

Luminance (cd/sq.m)

	Average Luminance
0°	56,826
45°	44,517
55°	36,382
65°	24,270
75°	15,032
85°	12,174

WF4 DREG B ALO19 SWW5 90CRI 40K-HI Input Watts: 12.5, Delivered Lumens: 1148, LPW: 91.8, S/MH: 1.19, Test No: ISF 232976P9

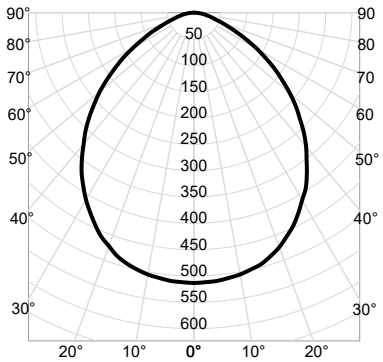

CP Summary

	0°
0°	513
5°	511
15°	494
25°	446
35°	374
45°	284
55°	188
65°	93
75°	35
85°	10
90°	0

Zonal Lumen Summary

Zone	Lumens	% Fixture
0° - 30°	392	34%
0° - 40°	624	54%
0° - 60°	1,007	88%
0° - 90°	1,148	100%
90° - 180°	0	0%
0° - 180°	1,148	100%

Coefficients of Utilization

ρf / ρc / ρw	80% 50%	80% 30%	80% 10%	20% 70% 50%	20% 70% 30%	20% 70% 10%	50% 50% 50%	50% 50% 30%	50% 50% 10%
0	119	119	119	116	116	116	111	111	111
1	106	102	99	104	101	98	100	97	94
2	94	88	83	92	87	82	89	84	80
3	84	77	71	82	76	70	80	74	69
4	75	67	61	74	66	61	72	65	60
5	68	60	53	67	59	53	65	58	53
6	61	53	47	61	53	47	59	52	47
7	56	48	42	55	47	42	54	47	42
8	51	43	38	51	43	38	49	42	38
9	47	40	34	47	39	34	46	39	34
10	44	36	31	43	36	31	42	36	31

Cone of Light

Mounting Height	Initial FC Center Beam	Beam Diameter
6.0	14.3	13.2
8.0	8.0	17.6
10.0	5.1	22.0
12.0	3.6	26.4
14.0	2.6	30.9

Beam Angle: 95.5°
Field Angle: 142.2°

Luminance (cd/sq.m)

	Average Luminance
0°	57,427
45°	44,988
55°	36,766
65°	24,527
75°	15,191
85°	12,303

 © 2021-2024 Acuity Brands Lighting, Inc.

Juno Wafer™ LED Downlight Series

4" & 6" SWW5 + ALO LED Flat & Deep Regressed Wafers

PHOTOMETRICS

Distribution Curve | Distribution Data | Output Data | Coefficient of Utilization | Illuminance Data at 30" Above Floor for a Single Luminaire

WF4 DREG B ALO19 SWW5 90CRI 50K-HI Input Watts: 12.5, Delivered Lumens: 1109, LPW: 88.7, S/MH: 1.19, Test No: ISF 232976P10

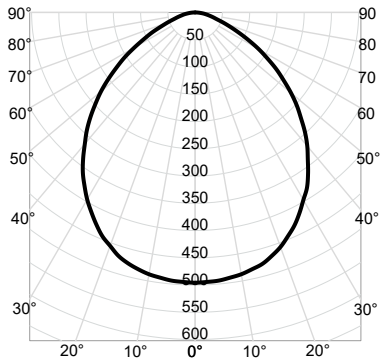

CP Summary

	0°
0°	496
5°	494
15°	477
25°	431
35°	361
45°	275
55°	182
65°	90
75°	34
85°	9
90°	0

Zonal Lumen Summary

Zone	Lumens	% Fixture
0° - 30°	379	34%
0° - 40°	603	54%
0° - 60°	973	88%
0° - 90°	1,109	100%
90° - 180°	0	0%
0° - 180°	1,109	100%

Coefficients of Utilization

ρf	80%			70%			50%		
ρc	50%	30%	10%	50%	30%	10%	50%	30%	10%
ρw									
0	119	119	119	116	116	116	111	111	111
1	106	102	99	104	101	98	100	97	94
2	94	88	83	92	87	82	89	84	80
3	84	77	71	82	76	70	80	74	69
4	75	67	61	74	66	61	72	65	60
5	68	60	53	67	59	53	65	58	53
6	61	53	47	61	53	47	59	52	47
7	56	48	42	55	47	42	54	47	42
8	51	43	38	51	43	38	49	42	38
9	47	40	34	47	39	34	46	39	34
10	44	36	31	43	36	31	42	36	31

Cone of Light

Mounting Height	Initial FC Center Beam	Beam Diameter
6.0	13.8	13.2
8.0	7.7	17.6
10.0	5.0	22.0
12.0	3.4	26.4
14.0	2.5	30.9

Beam Angle: 95.5°
Field Angle: 142.2°

Luminance (cd/sq.m)

	Average Luminance
0°	55,476
45°	43,459
55°	35,517
65°	23,693
75°	14,675
85°	11,885

WF4 DREG SM ALO19 SWW5 90CRI 27K Input Watts: 12.5, Delivered Lumens: 1019, LPW: 81.5, S/MH: 1.19, Test No: ISF 232976P1

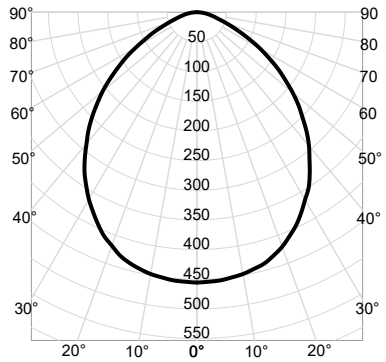

CP Summary

	0°
0°	456
5°	454
15°	439
25°	396
35°	332
45°	252
55°	167
65°	82
75°	31
85°	9
90°	0

Zonal Lumen Summary

Zone	Lumens	% Fixture
0° - 30°	348	34%
0° - 40°	554	54%
0° - 60°	894	88%
0° - 90°	1,019	100%
90° - 180°	0	0%
0° - 180°	1,019	100%

Coefficients of Utilization

ρf	80%			70%			50%		
ρc	50%	30%	10%	50%	30%	10%	50%	30%	10%
ρw									
0	119	119	119	116	116	116	111	111	111
1	106	102	99	104	101	98	100	97	94
2	94	88	83	92	87	82	89	84	80
3	84	77	71	82	76	70	80	74	69
4	75	67	61	74	66	61	72	65	60
5	68	60	53	67	59	53	65	58	53
6	61	53	47	61	53	47	59	52	47
7	56	48	42	55	47	42	54	47	42
8	51	43	38	51	43	38	49	42	38
9	47	40	34	47	39	34	46	39	34
10	44	36	31	43	36	31	42	36	31

Cone of Light

Mounting Height	Initial FC Center Beam	Beam Diameter
6.0	12.7	13.2
8.0	7.1	17.6
10.0	4.6	22.0
12.0	3.2	26.4
14.0	2.3	30.9

Beam Angle: 95.5°
Field Angle: 142.2°

Luminance (cd/sq.m)

	Average Luminance
0°	50,974
45°	39,932
55°	32,635
65°	21,771
75°	13,484
85°	10,921

WF4 DREG SM ALO19 SWW5 90CRI 30K Input Watts: 12.5, Delivered Lumens: 1074, LPW: 85.9, S/MH: 1.19, Test No: ISF 232976P2

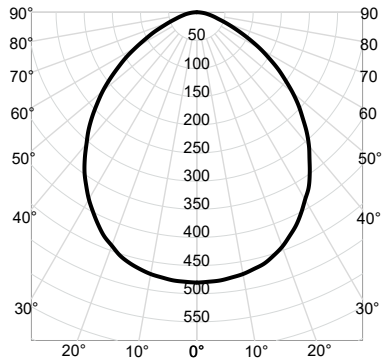

CP Summary

	0°
0°	480
5°	478
15°	462
25°	417
35°	350
45°	266
55°	176
65°	87
75°	33
85°	9
90°	0

Zonal Lumen Summary

Zone	Lumens	% Fixture
0° - 30°	367	34%
0° - 40°	584	54%
0° - 60°	942	88%
0° - 90°	1,074	100%
90° - 180°	0	0%
0° - 180°	1,074	100%

Coefficients of Utilization

ρf	80%			70%			50%		
ρc	50%	30%	10%	50%	30%	10%	50%	30%	10%
ρw									
0	119	119	119	116	116	116	111	111	111
1	106	102	99	104	101	98	100	97	94
2	94	88	83	92	87	82	89	84	80
3	84	77	71	82	76	70	80	74	69
4	75	67	61	74	66	61	72	65	60
5	68	60	53	67	59	53	65	58	53
6	61	53	47	61	53	47	59	52	47
7	56	48	42	55	47	42	54	47	42
8	51	43	38	51	43	38	49	42	38
9	47	40	34	47	39	34	46	39	34
10	44	36	31	43	36	31	42	36	31

Cone of Light

Mounting Height	Initial FC Center Beam	Beam Diameter
6.0	13.3	13.2
8.0	7.5	17.6
10.0	4.8	22.0
12.0	3.3	26.4
14.0	2.5	30.9

Beam Angle: 95.5°
Field Angle: 142.2°

Luminance (cd/sq.m)

	Average Luminance
0°	53,725
45°	42,088
55°	34,396
65°	22,946
75°	14,212
85°	11,510

 © 2021-2024 Acuity Brands Lighting, Inc.

Juno Wafer™ LED Downlight Series

4" & 6" SWW5 + ALO LED Flat & Deep Regressed Wafers

PHOTOMETRICS

Distribution Curve | Distribution Data | Output Data | Coefficient of Utilization | Illuminance Data at 30" Above Floor for a Single Luminaire

WF4 DREG SM ALO19 SWW5 90CRI 35K Input Watts: 12.5, Delivered Lumens: 1136, LPW: 90.9, S/MH: 1.19, Test No: ISF 232976P3

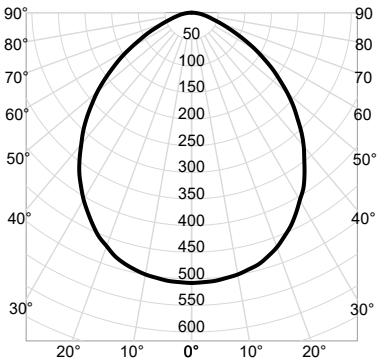

CP Summary

	0°
0°	508
5°	506
15°	489
25°	442
35°	370
45°	281
55°	187
65°	92
75°	35
85°	9
90°	0

Zonal Lumen Summary

Zone	Lumens	% Fixture
0° - 30°	388	34%
0° - 40°	618	54%
0° - 60°	997	88%
0° - 90°	1,136	100%
90° - 180°	0	0%
0° - 180°	1,136	100%

Coefficients of Utilization

ρf / ρc / ρw	80% 50%	80% 30%	80% 10%	70% 50%	70% 30%	70% 10%	50% 50%	50% 30%	50% 10%
0	119	119	119	116	116	116	111	111	111
1	106	102	99	104	101	98	100	97	94
2	94	88	83	92	87	82	89	84	80
3	84	77	71	82	76	70	80	74	69
4	75	67	61	74	66	61	72	65	60
5	68	60	53	67	59	53	65	58	53
6	61	53	47	61	53	47	59	52	47
7	56	48	42	55	47	42	54	47	42
8	51	43	38	51	43	38	49	42	38
9	47	40	34	47	39	34	46	39	34
10	44	36	31	43	36	31	42	36	31

Cone of Light

Mounting Height	Initial FC Center Beam	Beam Diameter
6.0	14.1	13.2
8.0	7.9	17.6
10.0	5.1	22.0
12.0	3.5	26.4
14.0	2.6	30.9

Beam Angle: 95.5°
Field Angle: 142.2°

Luminance (cd/sq.m)

	Average Luminance
0°	56,826
45°	44,517
55°	36,382
65°	24,270
75°	15,032
85°	12,174

WF4 DREG SM ALO19 SWW5 90CRI 40K Input Watts: 12.5, Delivered Lumens: 1148, LPW: 91.8, S/MH: 1.19, Test No: ISF 232976P4

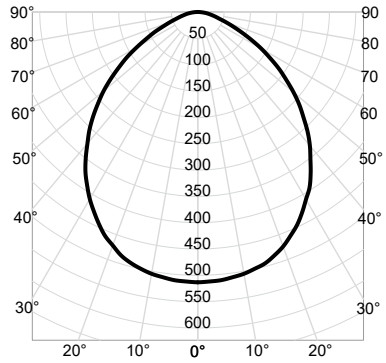

CP Summary

	0°
0°	513
5°	511
15°	494
25°	446
35°	374
45°	284
55°	188
65°	93
75°	35
85°	10
90°	0

Zonal Lumen Summary

Zone	Lumens	% Fixture
0° - 30°	392	34%
0° - 40°	624	54%
0° - 60°	1,007	88%
0° - 90°	1,148	100%
90° - 180°	0	0%
0° - 180°	1,148	100%

Coefficients of Utilization

ρf / ρc / ρw	80% 50%	80% 30%	80% 10%	70% 50%	70% 30%	70% 10%	50% 50%	50% 30%	50% 10%
0	119	119	119	116	116	116	111	111	111
1	106	102	99	104	101	98	100	97	94
2	94	88	83	92	87	82	89	84	80
3	84	77	71	82	76	70	80	74	69
4	75	67	61	74	66	61	72	65	60
5	68	60	53	67	59	53	65	58	53
6	61	53	47	61	53	47	59	52	47
7	56	48	42	55	47	42	54	47	42
8	51	43	38	51	43	38	49	42	38
9	47	40	34	47	39	34	46	39	34
10	44	36	31	43	36	31	42	36	31

Cone of Light

Mounting Height	Initial FC Center Beam	Beam Diameter
6.0	14.3	13.2
8.0	8.0	17.6
10.0	5.1	22.0
12.0	3.6	26.4
14.0	2.6	30.9

Beam Angle: 95.5°
Field Angle: 142.2°

Luminance (cd/sq.m)

	Average Luminance
0°	57,427
45°	44,988
55°	36,766
65°	24,527
75°	15,191
85°	12,303

WF4 DREG SM ALO19 SWW5 90CRI 50K Input Watts: 12.5, Delivered Lumens: 1109, LPW: 88.7, S/MH: 1.19, Test No: ISF 232976P5

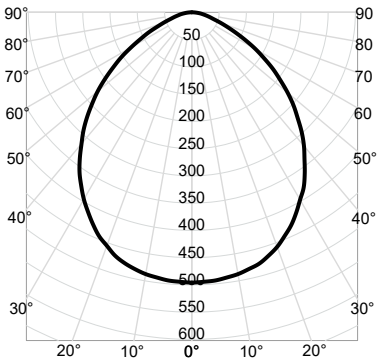

CP Summary

	0°
0°	496
5°	494
15°	477
25°	431
35°	361
45°	275
55°	182
65°	90
75°	34
85°	9
90°	0

Zonal Lumen Summary

Zone	Lumens	% Fixture
0° - 30°	379	34%
0° - 40°	603	54%
0° - 60°	973	88%
0° - 90°	1,109	100%
90° - 180°	0	0%
0° - 180°	1,109	100%

Coefficients of Utilization

ρf / ρc / ρw	80% 50%	80% 30%	80% 10%	70% 50%	70% 30%	70% 10%	50% 50%	50% 30%	50% 10%
0	119	119	119	116	116	116	111	111	111
1	106	102	99	104	101	98	100	97	94
2	94	88	83	92	87	82	89	84	80
3	84	77	71	82	76	70	80	74	69
4	75	67	61	74	66	61	72	65	60
5	68	60	53	67	59	53	65	58	53
6	61	53	47	61	53	47	59	52	47
7	56	48	42	55	47	42	54	47	42
8	51	43	38	51	43	38	49	42	38
9	47	40	34	47	39	34	46	39	34
10	44	36	31	43	36	31	42	36	31

Cone of Light

Mounting Height	Initial FC Center Beam	Beam Diameter
6.0	13.8	13.2
8.0	7.7	17.6
10.0	5.0	22.0
12.0	3.4	26.4
14.0	2.5	30.9

Beam Angle: 95.5°
Field Angle: 142.2°

Luminance (cd/sq.m)

	Average Luminance
0°	55,476
45°	43,459
55°	35,517
65°	23,693
75°	14,675
85°	11,885

 © 2021-2024 Acuity Brands Lighting, Inc.

Juno Wafer™ LED Downlight Series

4" & 6" SWW5 + ALO LED Flat & Deep Regressed Wafers

PHOTOMETRICS

Distribution Curve | Distribution Data | Output Data | Coefficient of Utilization | Illuminance Data at 30" Above Floor for a Single Luminaire

WF6 ALO20 SWW5 90CRI 27K Input Watts: 15.0, Delivered Lumens: 1209, LPW: 80.6, S/MH: 1.25, Test No: ISF 232965P1

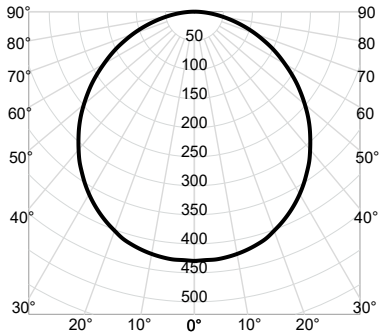

CP Summary

	0°
0°	429
5°	429
15°	416
25°	384
35°	338
45°	281
55°	215
65°	147
75°	79
85°	22
90°	1

Zonal Lumen Summary

Zone	Lumens	% Fixture
0° - 30°	335	28%
0° - 40°	547	45%
0° - 60°	955	79%
0° - 90°	1,209	100%
90° - 180°	0	0%
0° - 180°	1,209	100%

Coefficients of Utilization

ρf / ρc	80%			70%			50%		
ρw	50%	30%	10%	50%	30%	10%	50%	30%	10%
0	119	119	119	116	116	116	111	111	111
1	104	100	96	102	98	94	97	94	91
2	91	84	78	89	82	77	85	80	75
3	79	71	65	78	70	64	75	68	63
4	70	62	55	69	61	55	67	59	54
5	63	54	47	62	53	47	60	52	47
6	57	48	41	56	47	41	54	46	41
7	51	43	36	51	42	36	49	42	36
8	47	38	33	46	38	32	45	38	32
9	43	35	29	43	35	29	41	34	29
10	40	32	27	39	32	27	38	31	26

Cone of Light

Mounting Height	Initial FC Center Beam	Beam Diameter
6.0	11.9	17.2
8.0	6.7	22.9
10.0	4.3	28.6
12.0	3.0	34.4
14.0	2.2	40.1

Beam Angle: 110.1°
Field Angle: 162.2°

Luminance (cd/sq.m)

	Average Luminance
0°	35,591
45°	32,906
55°	31,092
65°	28,796
75°	25,433
85°	21,077

WF6 ALO20 SWW5 90CRI 30K Input Watts: 15.0, Delivered Lumens: 1239, LPW: 82.6, S/MH: 1.25, Test No: ISF 232965P2

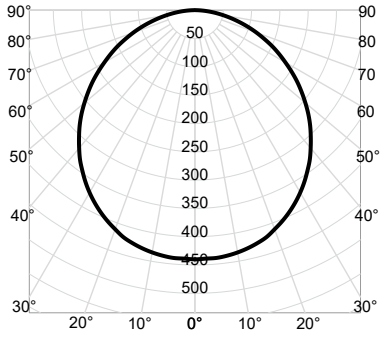

CP Summary

	0°
0°	440
5°	439
15°	426
25°	394
35°	346
45°	288
55°	221
65°	150
75°	81
85°	23
90°	1

Zonal Lumen Summary

Zone	Lumens	% Fixture
0° - 30°	344	28%
0° - 40°	560	45%
0° - 60°	978	79%
0° - 90°	1,239	100%
90° - 180°	0	0%
0° - 180°	1,239	100%

Coefficients of Utilization

ρf / ρc	80%			70%			50%		
ρw	50%	30%	10%	50%	30%	10%	50%	30%	10%
0	119	119	119	116	116	116	111	111	111
1	104	100	96	102	98	94	97	94	91
2	91	84	78	89	82	77	85	80	75
3	79	71	65	78	70	64	75	68	63
4	70	62	55	69	61	55	67	59	54
5	63	54	47	62	53	47	60	52	47
6	57	48	41	56	47	41	54	46	41
7	51	43	36	51	42	36	49	42	36
8	47	38	33	46	38	32	45	38	32
9	43	35	29	43	35	29	41	34	29
10	40	32	27	39	32	27	38	31	26

Cone of Light

Mounting Height	Initial FC Center Beam	Beam Diameter
6.0	12.2	17.2
8.0	6.9	22.9
10.0	4.4	28.6
12.0	3.1	34.4
14.0	2.2	40.1

Beam Angle: 110.1°
Field Angle: 162.2°

Luminance (cd/sq.m)

	Average Luminance
0°	36,474
45°	33,723
55°	31,864
65°	29,511
75°	26,064
85°	21,600

WF6 ALO20 SWW5 90CRI 35K Input Watts: 15.0, Delivered Lumens: 1299, LPW: 86.6, S/MH: 1.25, Test No: ISF 232965P3

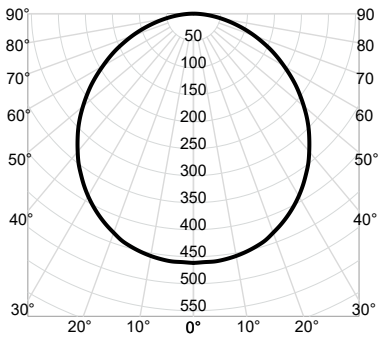

CP Summary

	0°
0°	461
5°	460
15°	447
25°	413
35°	363
45°	302
55°	231
65°	158
75°	85
85°	24
90°	1

Zonal Lumen Summary

Zone	Lumens	% Fixture
0° - 30°	360	28%
0° - 40°	587	45%
0° - 60°	1,026	79%
0° - 90°	1,299	100%
90° - 180°	0	0%
0° - 180°	1,299	100%

Coefficients of Utilization

ρf / ρc	80%			70%			50%		
ρw	50%	30%	10%	50%	30%	10%	50%	30%	10%
0	119	119	119	116	116	116	111	111	111
1	104	100	96	102	98	94	97	94	91
2	91	84	78	89	82	77	85	80	75
3	79	71	65	78	70	64	75	68	63
4	70	62	55	69	61	55	67	59	54
5	63	54	47	62	53	47	60	52	47
6	57	48	41	56	47	41	54	46	41
7	51	43	36	51	42	36	49	42	36
8	47	38	33	46	38	32	45	38	32
9	43	35	29	43	35	29	41	34	29
10	40	32	27	39	32	27	38	31	26

Cone of Light

Mounting Height	Initial FC Center Beam	Beam Diameter
6.0	12.8	17.2
8.0	7.2	22.9
10.0	4.6	28.6
12.0	3.2	34.4
14.0	2.4	40.1

Beam Angle: 110.1°
Field Angle: 162.2°

Luminance (cd/sq.m)

	Average Luminance
0°	38,241
45°	35,356
55°	33,407
65°	30,940
75°	27,326
85°	22,646

Juno Wafer™ LED Downlight Series

4" & 6" SWW5 + ALO LED Flat & Deep Regressed Wafers

PHOTOMETRICS

Distribution Curve | Distribution Data | Output Data | Coefficient of Utilization | Illuminance Data at 30" Above Floor for a Single Luminaire

WF6 ALO20 SWW5 90CRI 40K Input Watts: 15.0, Delivered Lumens: 1306, LPW: 87.1, S/MH: 1.25, Test No: ISF 232965P4

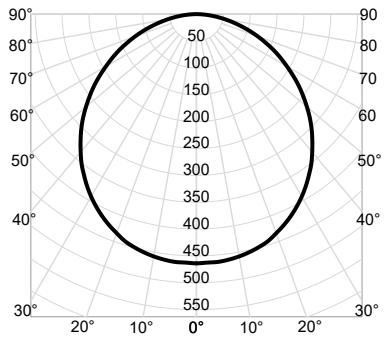

CP Summary

	0°
0°	464
5°	463
15°	449
25°	415
35°	365
45°	303
55°	232
65°	159
75°	86
85°	24
90°	1

Zonal Lumen Summary

Zone	Lumens	% Fixture
0° - 30°	362	28%
0° - 40°	591	45%
0° - 60°	1,031	79%
0° - 90°	1,306	100%
90° - 180°	0	0%
0° - 180°	1,306	100%

Coefficients of Utilization

ρf / ρc / ρw	80% 50%	80% 30%	80% 10%	20% 50%	20% 30%	20% 10%	50% 50%	50% 30%	50% 10%
0	119	119	119	116	116	116	111	111	111
1	104	100	96	102	98	94	97	94	91
2	91	84	78	89	82	77	85	80	75
3	79	71	65	78	70	64	75	68	63
4	70	62	55	69	61	55	67	59	54
5	63	54	47	62	53	47	60	52	47
6	57	48	41	56	47	41	54	46	41
7	51	43	36	51	42	36	49	42	36
8	47	38	33	46	38	32	45	38	32
9	43	35	29	43	35	29	41	34	29
10	40	32	27	39	32	27	38	31	26

Cone of Light

Mounting Height	Initial FC Center Beam	Beam Diameter
6.0	12.9	17.2
8.0	7.2	22.9
10.0	4.6	28.6
12.0	3.2	34.4
14.0	2.4	40.1

Beam Angle: 110.1°
Field Angle: 162.2°

Luminance (cd/sq.m)

	Average Luminance
0°	38,447
45°	35,546
55°	33,587
65°	31,107
75°	27,473
85°	22,768

WF6 ALO20 SWW5 90CRI 50K Input Watts: 15.0, Delivered Lumens: 1289, LPW: 85.9, S/MH: 1.25, Test No: ISF 232965P5

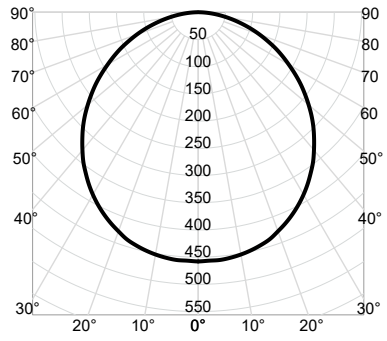

CP Summary

	0°
0°	458
5°	457
15°	443
25°	410
35°	360
45°	299
55°	229
65°	157
75°	85
85°	24
90°	1

Zonal Lumen Summary

Zone	Lumens	% Fixture
0° - 30°	358	28%
0° - 40°	583	45%
0° - 60°	1,018	79%
0° - 90°	1,289	100%
90° - 180°	0	0%
0° - 180°	1,289	100%

Coefficients of Utilization

ρf / ρc / ρw	80% 50%	80% 30%	80% 10%	20% 50%	20% 30%	20% 10%	50% 50%	50% 30%	50% 10%
0	119	119	119	116	116	116	111	111	111
1	104	100	96	102	98	94	97	94	91
2	91	84	78	89	82	77	85	80	75
3	79	71	65	78	70	64	75	68	63
4	70	62	55	69	61	55	67	59	54
5	63	54	47	62	53	47	60	52	47
6	57	48	41	56	47	41	54	46	41
7	51	43	36	51	42	36	49	42	36
8	47	38	33	46	38	32	45	38	32
9	43	35	29	43	35	29	41	34	29
10	40	32	27	39	32	27	38	31	26

Cone of Light

Mounting Height	Initial FC Center Beam	Beam Diameter
6.0	12.7	17.2
8.0	7.2	22.9
10.0	4.6	28.6
12.0	3.2	34.4
14.0	2.3	40.1

Beam Angle: 110.1°
Field Angle: 162.2°

Luminance (cd/sq.m)

	Average Luminance
0°	37,946
45°	35,084
55°	33,150
65°	30,702
75°	27,116
85°	22,471

WF6 DREG B ALO20 SWW5 90CRI 27K Input Watts: 15.5, Delivered Lumens: 1297, LPW: 83.7, S/MH: 1.21, Test No: ISF 233012P6

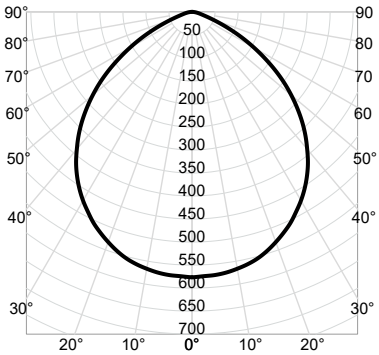

CP Summary

	0°
0°	577
5°	574
15°	554
25°	506
35°	435
45°	339
55°	220
65°	95
75°	22
85°	5
90°	0

Zonal Lumen Summary

Zone	Lumens	% Fixture
0° - 30°	444	34%
0° - 40°	715	55%
0° - 60°	1,170	90%
0° - 90°	1,297	100%
90° - 180°	0	0%
0° - 180°	1,297	100%

Coefficients of Utilization

ρf / ρc / ρw	80% 50%	80% 30%	80% 10%	20% 50%	20% 30%	20% 10%	50% 50%	50% 30%	50% 10%
0	119	119	119	116	116	116	111	111	111
1	107	103	100	105	101	99	100	98	95
2	95	89	84	93	88	83	90	85	82
3	85	78	72	83	77	71	80	75	70
4	76	68	62	75	67	62	72	66	61
5	69	60	54	67	60	54	65	59	54
6	62	54	48	61	53	48	59	53	47
7	57	48	43	56	48	43	54	47	42
8	52	44	38	51	44	38	50	43	38
9	48	40	35	47	40	35	46	39	34
10	44	37	32	44	36	32	43	36	31

Cone of Light

Mounting Height	Initial FC Center Beam	Beam Diameter
6.0	16.0	14.0
8.0	9.0	18.7
10.0	5.8	23.3
12.0	4.0	28.0
14.0	2.9	32.7

Beam Angle: 98.8°
Field Angle: 137.4°

Luminance (cd/sq.m)

	Average Luminance
0°	35,770
45°	29,701
55°	23,790
65°	13,951
75°	5,207
85°	3,221

JUNO

Juno Wafer™ LED Downlight Series

4" & 6" SWW5 + ALO LED Flat & Deep Regressed Wafers

PHOTOMETRICS

Distribution Curve | Distribution Data | Output Data | Coefficient of Utilization | Illuminance Data at 30" Above Floor for a Single Luminaire

WF6 DREG B ALO20 SWW5 90CRI 30K Input Watts: 15.5, Delivered Lumens: 1409, LPW: 90.9, S/MH: 1.21, Test No: ISF 233012P7

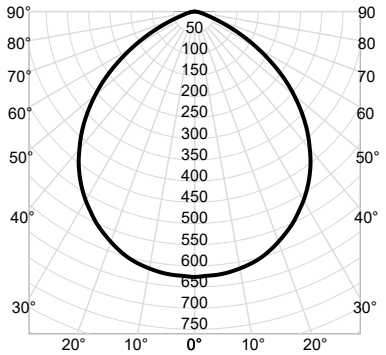

CP Summary

	0°
0°	626
5°	623
15°	602
25°	550
35°	473
45°	368
55°	239
65°	103
75°	24
85°	5
90°	0

Zonal Lumen Summary

Zone	Lumens	% Fixture
0° - 30°	482	34%
0° - 40°	777	55%
0° - 60°	1,271	90%
0° - 90°	1,409	100%
90° - 180°	0	0%
0° - 180°	1,409	100%

Coefficients of Utilization

ρf	80%			70%			50%		
ρc	50%	30%	10%	50%	30%	10%	50%	30%	10%
ρw									
0	119	119	119	116	116	116	111	111	111
1	107	103	100	105	101	99	100	98	95
2	95	89	84	93	88	83	90	85	82
3	85	78	72	83	77	71	80	75	70
4	76	68	62	75	67	62	72	66	61
5	69	60	54	67	60	54	65	59	54
6	62	54	48	61	53	48	59	53	47
7	57	48	43	56	48	43	54	47	42
8	52	44	38	51	44	38	50	43	38
9	48	40	35	47	40	35	46	39	34
10	44	37	32	44	36	32	43	36	31

Cone of Light

Mounting Height	Initial FC Center Beam	Beam Diameter
6.0	17.4	14.0
8.0	9.8	18.7
10.0	6.3	23.3
12.0	4.3	28.0
14.0	3.2	32.7

Beam Angle: 98.8°
Field Angle: 137.4°

Luminance (cd/sq.m)

	Average Luminance
0°	38,859
45°	32,265
55°	25,844
65°	15,156
75°	5,657
85°	3,500

WF6 DREG B ALO20 SWW5 90CRI 35K Input Watts: 15.5, Delivered Lumens: 1489, LPW: 96.1, S/MH: 1.21, Test No: ISF 233012P8

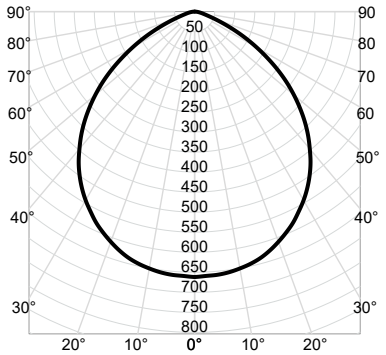

CP Summary

	0°
0°	662
5°	659
15°	636
25°	581
35°	500
45°	389
55°	252
65°	109
75°	25
85°	5
90°	0

Zonal Lumen Summary

Zone	Lumens	% Fixture
0° - 30°	509	34%
0° - 40°	821	55%
0° - 60°	1,343	90%
0° - 90°	1,489	100%
90° - 180°	0	0%
0° - 180°	1,489	100%

Coefficients of Utilization

ρf	80%			70%			50%		
ρc	50%	30%	10%	50%	30%	10%	50%	30%	10%
ρw									
0	119	119	119	116	116	116	111	111	111
1	107	103	100	105	101	99	100	98	95
2	95	89	84	93	88	83	90	85	82
3	85	78	72	83	77	71	80	75	70
4	76	68	62	75	67	62	72	66	61
5	69	60	54	67	60	54	65	59	54
6	62	54	48	61	53	48	59	53	47
7	57	48	43	56	48	43	54	47	42
8	52	44	38	51	44	38	50	43	38
9	48	40	35	47	40	35	46	39	34
10	44	37	32	44	36	32	43	36	31

Cone of Light

Mounting Height	Initial FC Center Beam	Beam Diameter
6.0	18.4	14.0
8.0	10.3	18.7
10.0	6.6	23.3
12.0	4.6	28.0
14.0	3.4	32.7

Beam Angle: 98.8°
Field Angle: 137.4°

Luminance (cd/sq.m)

	Average Luminance
0°	41,065
45°	34,097
55°	27,312
65°	16,017
75°	5,978
85°	3,698

WF6 DREG B ALO20 SWW5 90CRI 40K Input Watts: 15.5, Delivered Lumens: 1500, LPW: 96.8, S/MH: 1.21, Test No: ISF 233012P9

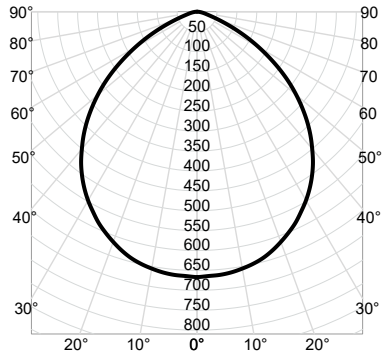

CP Summary

	0°
0°	667
5°	664
15°	641
25°	585
35°	503
45°	391
55°	254
65°	110
75°	25
85°	5
90°	0

Zonal Lumen Summary

Zone	Lumens	% Fixture
0° - 30°	513	34%
0° - 40°	827	55%
0° - 60°	1,353	90%
0° - 90°	1,500	100%
90° - 180°	0	0%
0° - 180°	1,500	100%

Coefficients of Utilization

ρf	80%			70%			50%		
ρc	50%	30%	10%	50%	30%	10%	50%	30%	10%
ρw									
0	119	119	119	116	116	116	111	111	111
1	107	103	100	105	101	99	100	98	95
2	95	89	84	93	88	83	90	85	82
3	85	78	72	83	77	71	80	75	70
4	76	68	62	75	67	62	72	66	61
5	69	60	54	67	60	54	65	59	54
6	62	54	48	61	53	48	59	53	47
7	57	48	43	56	48	43	54	47	42
8	52	44	38	51	44	38	50	43	38
9	48	40	35	47	40	35	46	39	34
10	44	37	32	44	36	32	43	36	31

Cone of Light

Mounting Height	Initial FC Center Beam	Beam Diameter
6.0	18.5	14.0
8.0	10.4	18.7
10.0	6.7	23.3
12.0	4.6	28.0
14.0	3.4	32.7

Beam Angle: 98.8°
Field Angle: 137.4°

Luminance (cd/sq.m)

	Average Luminance
0°	41,368
45°	34,349
55°	27,513
65°	16,135
75°	6,022
85°	3,726

 © 2021-2024 Acuity Brands Lighting, Inc.

Juno Wafer™ LED Downlight Series

4" & 6" SWW5 + ALO LED Flat & Deep Regressed Wafers

PHOTOMETRICS

Distribution Curve | Distribution Data | Output Data | Coefficient of Utilization | Illuminance Data at 30" Above Floor for a Single Luminaire

WF6 DREG B ALO20 SWW5 90CRI 50K Input Watts: 15.5, Delivered Lumens: 1412, LPW: 91.1, S/MH: 1.21, Test No: ISF 233012P10

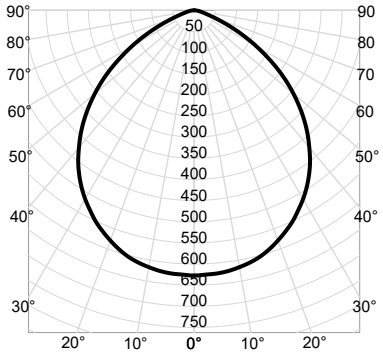

CP Summary

	0°
0°	628
5°	625
15°	603
25°	551
35°	474
45°	369
55°	239
65°	103
75°	24
85°	5
90°	0

Zonal Lumen Summary

Zone	Lumens	% Fixture
0° - 30°	483	34%
0° - 40°	778	55%
0° - 60°	1,274	90%
0° - 90°	1,412	100%
90° - 180°	0	0%
0° - 180°	1,412	100%

Coefficients of Utilization

ρf / ρc / ρw	80% 50%	80% 30%	80% 10%	20% 50%	20% 30%	20% 10%	50% 50%	50% 30%	50% 10%
0	119	119	119	116	116	116	111	111	111
1	107	103	100	105	101	99	100	98	95
2	95	89	84	93	88	83	90	85	82
3	85	78	72	83	77	71	80	75	70
4	76	68	62	75	67	62	72	66	61
5	69	60	54	67	60	54	65	59	54
6	62	54	48	61	53	48	59	53	47
7	57	48	43	56	48	43	54	47	42
8	52	44	38	51	44	38	50	43	38
9	48	40	35	47	40	35	46	39	34
10	44	37	32	44	36	32	43	36	31

Cone of Light

Mounting Height	Initial FC Center Beam	Beam Diameter
6.0	17.4	14.0
8.0	9.8	18.7
10.0	6.3	23.3
12.0	4.4	28.0
14.0	3.2	32.7

Beam Angle: 98.8°
Field Angle: 137.4°

Luminance (cd/sq.m)

	Average Luminance
0°	38,941
45°	32,334
55°	25,899
65°	15,188
75°	5,669
85°	3,507

WF6 DREG SM ALO20 SWW5 90CRI 27K Input Watts: 15.5, Delivered Lumens: 1297, LPW: 83.7, S/MH: 1.21, Test No: ISF 233012P1

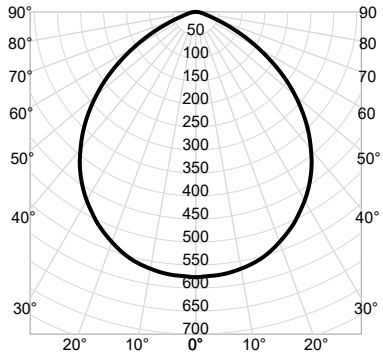

CP Summary

	0°
0°	577
5°	574
15°	554
25°	506
35°	435
45°	339
55°	220
65°	95
75°	22
85°	5
90°	0

Zonal Lumen Summary

Zone	Lumens	% Fixture
0° - 30°	444	34%
0° - 40°	715	55%
0° - 60°	1,170	90%
0° - 90°	1,297	100%
90° - 180°	0	0%
0° - 180°	1,297	100%

Coefficients of Utilization

ρf / ρc / ρw	80% 50%	80% 30%	80% 10%	20% 50%	20% 30%	20% 10%	50% 50%	50% 30%	50% 10%
0	119	119	119	116	116	116	111	111	111
1	107	103	100	105	101	99	100	98	95
2	95	89	84	93	88	83	90	85	82
3	85	78	72	83	77	71	80	75	70
4	76	68	62	75	67	62	72	66	61
5	69	60	54	67	60	54	65	59	54
6	62	54	48	61	53	48	59	53	47
7	57	48	43	56	48	43	54	47	42
8	52	44	38	51	44	38	50	43	38
9	48	40	35	47	40	35	46	39	34
10	44	37	32	44	36	32	43	36	31

Cone of Light

Mounting Height	Initial FC Center Beam	Beam Diameter
6.0	16.0	14.0
8.0	9.0	18.7
10.0	5.8	23.3
12.0	4.0	28.0
14.0	2.9	32.7

Beam Angle: 98.8°
Field Angle: 137.4°

Luminance (cd/sq.m)

	Average Luminance
0°	35,770
45°	29,701
55°	23,790
65°	13,951
75°	5,207
85°	3,221

WF6 DREG SM ALO20 SWW5 90CRI 30K Input Watts: 15.5, Delivered Lumens: 1409, LPW: 90.9, S/MH: 1.21, Test No: ISF 233012P2

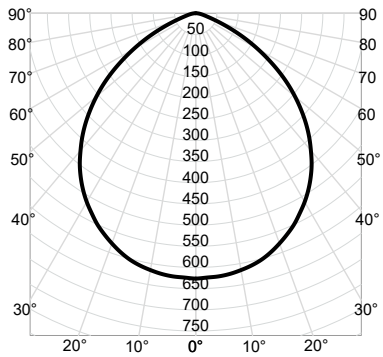

CP Summary

	0°
0°	626
5°	623
15°	602
25°	550
35°	473
45°	368
55°	239
65°	103
75°	24
85°	5
90°	0

Zonal Lumen Summary

Zone	Lumens	% Fixture
0° - 30°	482	34%
0° - 40°	777	55%
0° - 60°	1,271	90%
0° - 90°	1,409	100%
90° - 180°	0	0%
0° - 180°	1,409	100%

Coefficients of Utilization

ρf / ρc / ρw	80% 50%	80% 30%	80% 10%	20% 50%	20% 30%	20% 10%	50% 50%	50% 30%	50% 10%
0	119	119	119	116	116	116	111	111	111
1	107	103	100	105	101	99	100	98	95
2	95	89	84	93	88	83	90	85	82
3	85	78	72	83	77	71	80	75	70
4	76	68	62	75	67	62	72	66	61
5	69	60	54	67	60	54	65	59	54
6	62	54	48	61	53	48	59	53	47
7	57	48	43	56	48	43	54	47	42
8	52	44	38	51	44	38	50	43	38
9	48	40	35	47	40	35	46	39	34
10	44	37	32	44	36	32	43	36	31

Cone of Light

Mounting Height	Initial FC Center Beam	Beam Diameter
6.0	17.4	14.0
8.0	9.8	18.7
10.0	6.3	23.3
12.0	4.3	28.0
14.0	3.2	32.7

Beam Angle: 98.8°
Field Angle: 137.4°

Luminance (cd/sq.m)

	Average Luminance
0°	38,859
45°	32,265
55°	25,844
65°	15,156
75°	5,657
85°	3,500

 © 2021-2024 Acuity Brands Lighting, Inc.

Juno Wafer™ LED Downlight Series

4" & 6" SWW5 + ALO LED Flat & Deep Regressed Wafers

PHOTOMETRICS

Distribution Curve | Distribution Data | Output Data | Coefficient of Utilization | Illuminance Data at 30" Above Floor for a Single Luminaire

WF6 DREG SM ALO20 SWW5 90CRI 35K Input Watts: 15.5, Delivered Lumens: 1489, LPW: 96.1, S/MH: 1.21, Test No: ISF 233012P3

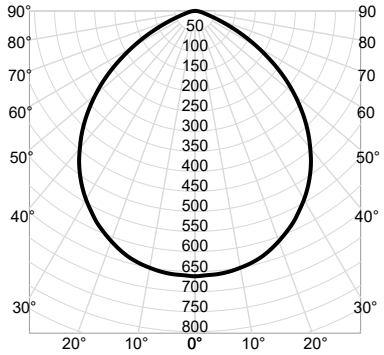

CP Summary

	0°
0°	662
5°	659
15°	636
25°	581
35°	500
45°	389
55°	252
65°	109
75°	25
85°	5
90°	0

Zonal Lumen Summary

Zone	Lumens	% Fixture
0° - 30°	509	34%
0° - 40°	821	55%
0° - 60°	1,343	90%
0° - 90°	1,489	100%
90° - 180°	0	0%
0° - 180°	1,489	100%

Coefficients of Utilization

ρf	80%			70%			50%		
ρc	50%	30%	10%	50%	30%	10%	50%	30%	10%
ρw									
0	119	119	119	116	116	116	111	111	111
1	107	103	100	105	101	99	100	98	95
2	95	89	84	93	88	83	90	85	82
3	85	78	72	83	77	71	80	75	70
4	76	68	62	75	67	62	72	66	61
5	69	60	54	67	60	54	65	59	54
6	62	54	48	61	53	48	59	53	47
7	57	48	43	56	48	43	54	47	42
8	52	44	38	51	44	38	50	43	38
9	48	40	35	47	40	35	46	39	34
10	44	37	32	44	36	32	43	36	31

Cone of Light

Mounting Height	Initial FC Center Beam	Beam Diameter
6.0	18.4	14.0
8.0	10.3	18.7
10.0	6.6	23.3
12.0	4.6	28.0
14.0	3.4	32.7

Beam Angle: 98.8°
Field Angle: 137.4°

Luminance (cd/sq.m)

	Average Luminance
0°	41,065
45°	34,097
55°	27,312
65°	16,017
75°	5,978
85°	3,698

WF6 DREG SM ALO20 SWW5 90CRI 40K Input Watts: 15.5, Delivered Lumens: 1500, LPW: 96.8, S/MH: 1.21, Test No: ISF 233012P4

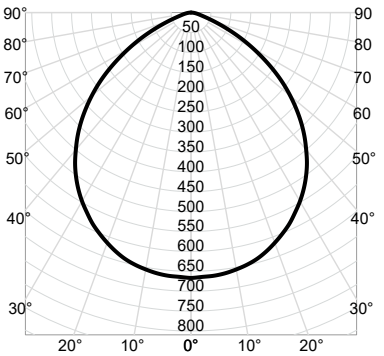

CP Summary

	0°
0°	667
5°	664
15°	641
25°	585
35°	503
45°	391
55°	254
65°	110
75°	25
85°	5
90°	0

Zonal Lumen Summary

Zone	Lumens	% Fixture
0° - 30°	513	34%
0° - 40°	827	55%
0° - 60°	1,353	90%
0° - 90°	1,500	100%
90° - 180°	0	0%
0° - 180°	1,500	100%

Coefficients of Utilization

ρf	80%			70%			50%		
ρc	50%	30%	10%	50%	30%	10%	50%	30%	10%
ρw									
0	119	119	119	116	116	116	111	111	111
1	107	103	100	105	101	99	100	98	95
2	95	89	84	93	88	83	90	85	82
3	85	78	72	83	77	71	80	75	70
4	76	68	62	75	67	62	72	66	61
5	69	60	54	67	60	54	65	59	54
6	62	54	48	61	53	48	59	53	47
7	57	48	43	56	48	43	54	47	42
8	52	44	38	51	44	38	50	43	38
9	48	40	35	47	40	35	46	39	34
10	44	37	32	44	36	32	43	36	31

Cone of Light

Mounting Height	Initial FC Center Beam	Beam Diameter
6.0	18.5	14.0
8.0	10.4	18.7
10.0	6.7	23.3
12.0	4.6	28.0
14.0	3.4	32.7

Beam Angle: 98.8°
Field Angle: 137.4°

Luminance (cd/sq.m)

	Average Luminance
0°	41,368
45°	34,349
55°	27,513
65°	16,135
75°	6,022
85°	3,726

WF6 DREG SM ALO20 SWW5 90CRI 50K Input Watts: 15.5, Delivered Lumens: 1412, LPW: 91.1, S/MH: 1.21, Test No: ISF 233012P5

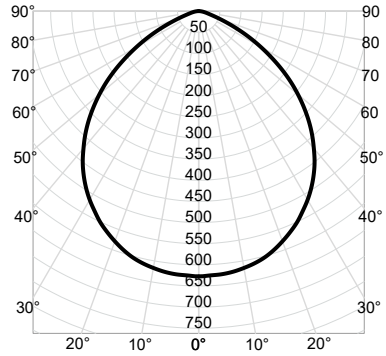

CP Summary

	0°
0°	628
5°	625
15°	603
25°	551
35°	474
45°	369
55°	239
65°	103
75°	24
85°	5
90°	0

Zonal Lumen Summary

Zone	Lumens	% Fixture
0° - 30°	483	34%
0° - 40°	778	55%
0° - 60°	1,274	90%
0° - 90°	1,412	100%
90° - 180°	0	0%
0° - 180°	1,412	100%

Coefficients of Utilization

ρf	80%			70%			50%		
ρc	50%	30%	10%	50%	30%	10%	50%	30%	10%
ρw									
0	119	119	119	116	116	116	111	111	111
1	107	103	100	105	101	99	100	98	95
2	95	89	84	93	88	83	90	85	82
3	85	78	72	83	77	71	80	75	70
4	76	68	62	75	67	62	72	66	61
5	69	60	54	67	60	54	65	59	54
6	62	54	48	61	53	48	59	53	47
7	57	48	43	56	48	43	54	47	42
8	52	44	38	51	44	38	50	43	38
9	48	40	35	47	40	35	46	39	34
10	44	37	32	44	36	32	43	36	31

Cone of Light

Mounting Height	Initial FC Center Beam	Beam Diameter
6.0	17.4	14.0
8.0	9.8	18.7
10.0	6.3	23.3
12.0	4.4	28.0
14.0	3.2	32.7

Beam Angle: 98.8°
Field Angle: 137.4°

Luminance (cd/sq.m)

	Average Luminance
0°	38,941
45°	32,334
55°	25,899
65°	15,188
75°	5,669
85°	3,507

 © 2021-2024 Acuity Brands Lighting, Inc.