LITHONIA LIGHTING®

Catalog Number	
Notes	
Type	

PRECISE® COLLECTION

Edge-Lit Exits

LRP

LED LAMPS

FEATURES & SPECIFICATIONS

INTENDED USE — Suitable for architectural applications where aesthetics and superior performance are required.

CONSTRUCTION — High-polish, injection-molded virgin acrylic panel, ultrasonically welded to eliminate visible hardware. Graduated depth of molded letters provides uniform light distribution on graphics. Standard housing finish is brushed aluminum.

Precision-molded, textured letters – 6" high with 3/4" stroke, with 100 ft viewing distance rating, based upon UL924 standard. Chevron indicator direction must be specified.

Recessed rough-in section constructed of 20-gauge, die-formed galvanized steel. Extruded aluminum housing trim mounts flush onto wall or ceiling.

Mounting canopy for top mount is constructed of extruded aluminum housing to match housing finish.

OPTICS — LEDs mounted on printed circuit board. The typical life of the exit LED lamp is 10 years.

Low energy consumption – EL N operation: only 2.3W for 120V single-face red sign; 1.7W for 120V single-face green sign. Non-emergency operation: only 1.5W for 120V single-face red sign; 1.2W for 120V single-face green sign.

ELECTRICAL — Dual voltage input capability (120/277V).

Sealed, maintenance-free nickel cadmium battery delivers 90 minutes capacity to lamp. Constant-current series charger, 24-hour recharge after 90-minute discharge.

Polarized battery connector simplifies installation and maintenance; prevents charger damage due to improper connection.

INSTALLATION — Recessed mount – rough-in section for back, ceiling or end mounting. Fits into minimum wall or ceiling opening 13-5/8" L x 4-1/2" W x 3-1/8" D.

Adjustable T-bar hangers adapt mounting tray for mounting in suspended ceilings or variable-size framed openings. Trim ring has 3/4" variable depth adjustment to ensure flush fit against surface of wall or ceiling.

Plug-in wire connections and self-captive mounting screws for mounting panel/trim to rough-in section.

Top Mount (TM) – low-profile mounting canopy attaches exit to J-box. No rough-in section required.

LISTINGS — UL listed. Non-IC recessed mounting. Meets UL 924, NFPA 101 (current Life Safety Code), NEC, FCC Title 47, Part 15, Subpart B and OSHA illumination standards, and State of Minnesota requirements for less than 20W energy consumption.

WARRANTY — 5-year limited warranty, including lamps. This is the only warranty provided and no other statements in this specification sheet create any warranty of any kind. All other express and implied warranties are disclaimed. Complete warranty terms located at: www.acuitybrands.com/support/warranty/terms-and-conditions

NOTE: Actual performance may differ as a result of end-user environment and application.
All values are design or typical values, measured under laboratory conditions at 25 °C.
Specifications subject to change without notice.

ORDERING INFORMATION

For shortest lead times, configure products using **bolded options.**

Example: LRP 1 RMR LA 120/277 EL N

LRP											
Family		**Housing color**		**Number of faces**		**Letters/background**		**Directional indicators**[2]		**Input voltage**	
LRP	LED	**(blank)**	Brushed aluminum	**1**	Single face	RW	Red on white	**(blank)**	None	**120/277**	Dual voltage
		W	White	**2**	Double face	**RC**	Red on clear (single face only)	**LA**	Left[3]		
		B	Black			**RMR**	Red on mirror (simulates mirrored background for double-face exits)	**RA**	Right[3]		
		BZ	Bronze			GW	Green on white	**LRA**	Left and right		
		BS	Polished Brass[1]			**GC**	Green on clear (single face only)	**DA**	Double face[4]		
		U	Unfinished			**GMR**	Green on mirror (simulates mirrored background for double-face exits)				

Emergency operation		Mounting		Item type		Options[7]	
(blank)	AC only	**(blank)**	Ceiling or back mount	**(blank)**	Complete exit panel and rough-in section[7]	FI	Fire alarm interface[8]
EL N	Nickel cadmium battery	EM	Recessed end mount	**PNL**	Panel assembly only	F	Flashing emergency operation (one flash/second)[8,9]
X2	Lamp boards wired on two separate circuits (specify 120V or 277V)[5]	TM	Top mount[6]				

Accessories: *Order as separate items.*

ELA R LRIS 120/277 EL N	Single-face, red LED emergency rough-in section [7,10]
ELA G LRIS 120/277 EL N	Single-face, green LED emergency rough-in section [7,10]
ELA R 2LRIS 120/277 EL N	Double-face, red LED emergency rough-in section [7,10]
ELA G 2LRIS 120/277 EL N	Double-face, green LED emergency rough-in section [7,10]
ELA LCRIS	LED rough-in section (supplied standard with recessed exit unless PNL suffix is specified; order ELA LCRIS only if needed for early installation). Available AC only with no options. [10]
ELA LRIS 277 X2	LED rough-in section (supplied standard with recessed exit unless PNL suffix is specified; order ELA LRIS 277 X2 only if needed for early installation). [7,10]
ELA LRIS 120 X2	LED rough-in section (supplied standard with recessed exit unless PNL suffix is specified; order ELA LRIS 120 X2 only if needed for early installation). [7,10]
ELA US12	12" pendant-mount kit (Top mount exits only). Mounting canopy is brushed aluminum. To order white or black canopy, add W or B to catalog number. Example: ELA W US12. To order 24" or 36" lengths, add 24 or 36 to catalog number. Example: ELA US24. See spec sheet ELA-StemKits.

Notes

1 Not available with EM option.
2 See chart on back for more information.
3 Only available with single face.
4 Only available with double face.
5 Not available with top mount exits (TM) or EL N operation.
6 No Rough-In section required. Attaches directly to J-box. Only available with AC operation.
7 When ordering recessed rough-in separately, all options must be included with rough-in nomenclature. Example: ELA LRIS 277 X2 F.
8 Choice of F or FI, not available with both. Not available with top mount exits.
9 Must select EL N option.
10 Rough-in supplied standard with exit unless PNL suffix is specified. Order separately only if needed for early installation.

SPECIFICATIONS

ELECTRICAL EMERGENCY

Primary Circuit

Type	Typical LED life[1]	Supply voltage	Number of faces	Input watts	Max. amps
Red	10 years	120	1	2.3	.093
		277	1	2.7	.095
Red	10 years	120	2	3.2	.084
		277	2	3.9	.094
Green	10 years	120	1	1.7	.07
		277	1	1.9	.07
Green	10 years	120	2	3.7	.14
		277	2	3.8	.14

ELECTRICAL AC ONLY

Primary Circuit

Type	Typical LED life[1]	Supply voltage	Number of faces	Input watts	Max. amps
Red	10 years	120	1	1.5	.087
		277	1	1.8	.089
		347	1	2.2	.107
Red	10 years	120	2	3.1	.178
		277	2	3.4	.180
		347	2	4.1	.220
Green	10 years	120	1	1.2	.064
		277	1	1.3	.062
Green	10 years	120	2	2.0	.06
		277	2	2.3	.06

BATTERY

Sealed Nickel-Cadmium (4.8V)

Typical shelf life [2]	Typical life [2]	Maintenance[3]	Temperature range [4]
3 yrs.	7–9 yrs.	none	32°–100°F (0°-38°C)

Notes

1 Based on continuous operation. The typical life of the exit LED lamp is 10 years.

2 At 77°F (25°C).

3 All life safety equipment, including emergency lighting for path of egress must be maintained, serviced, and tested in accordance with all National Fire Protection Association (NFPA) and local codes. Failure to perform the required maintenance, service, or testing could jeopardize the safety of occupants and will void all warranties.

4 Temperature range where unit will provide capacity for 90 minutes. Higher and lower temperatures affect life and capacity.

MOUNTING

All dimensions are in inches (centimeters).

Shipping weight for panel: 5 lbs. (2.3 kgs.)

Shipping weight for rough-in section: 5.8 lbs. (2.6 kgs.)

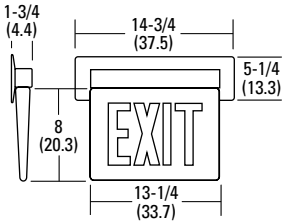

Back Mount (recessed)

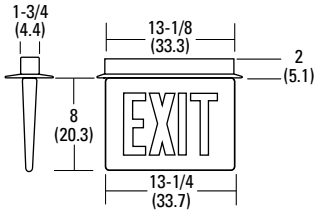

Ceiling Mount (recessed)

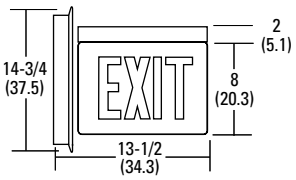

End Mount (recessed)

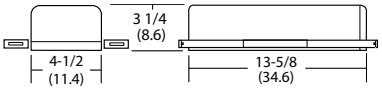

Rough -In Section

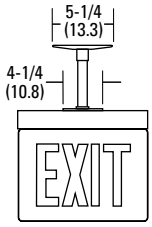

With Pendant Mounting kit (TM mounting only)

Directional Indicators

Specification (add to catalog number)	Graphics: Back / Front
LA	
RA	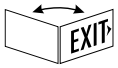
LRA (single face)	
DA	
LRA (double face)	

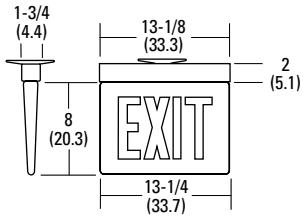

Top Mount (AC only operation)

KEY FEATURES

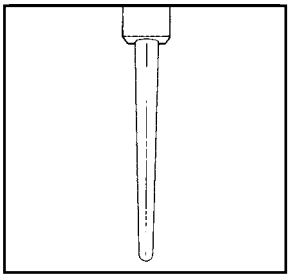

Unique wedge-shaped panel design concentrates light for uniform letter illumination.



Trim fits flush against wall or ceiling for clean, attractive appearance.

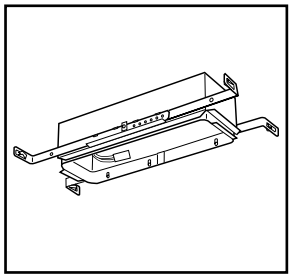

Small rough-in section.

Emergency operation: contains battery and charger board.

Non-emergency: rough-in section is empty.

© 1994-2023 Acuity Brands Lighting, Inc. All rights reserved. Rev. 03/14/23