JUNO

Juno Wafer™ LED Downlight Series

8" LED Ultra-Thin Wafer Switchable Downlight
1640 Lumen

Project:	
Fixture Type:	
Location:	
Contact/Phone:	

WF8 SWW5 Series

Dimensions

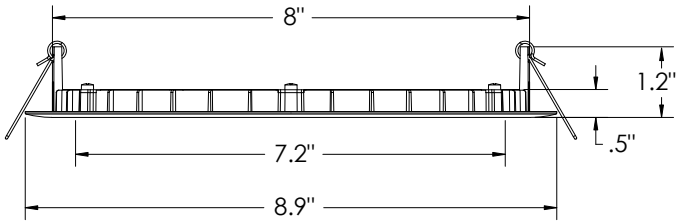



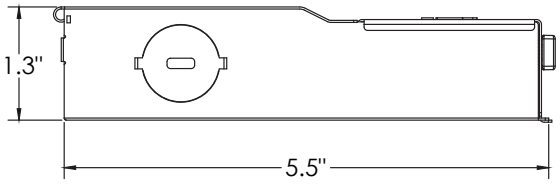

Product Features

The 8" round smooth with 5CCT Switchable White technology provides high-quality light output and efficiency featuring a switch for easy color temperature adjustment to choose between 2700K, 3000K, 3500K, 4000K, or 5000K - while eliminating the need for recessed housings.

- Round smooth lens trim designed to distribute precise even illumination for general purpose areas
- Canless - no can required; equals easy to install and less labor
- 5 selectable color temperatures to choose with a switch ranging from warm (2700K) to daylight (5000K) allowing customization for endless applications

Applications

- Residential and light commercial applications including multi-family, hotels, assisted living, dormitories and other multi-level construction
- Shallow slim profile allows for easy remodel or new construction insulated and drop ceiling installations
- Wet rated and airtight: perfect for showers, bathrooms, and outdoor soffits

Performance

Delivered Lumens	1640L Nominal at 3000K
LED Color Temperature	Switchable White (27K, 30K, 35K, 40K, 50K) Default set at 3000K
CRI	90+
Voltage	Dedicated 120V
Dimming	Dimmable to 10% only with triac dimmers.

For a list of compatible dimmers see JUNO-WAFERS-DIM

Specifications

Aperture: 7.2"
Ceiling opening: 8.25"
Overlap trim: 8.9"
Height: 1.2"

Juno Wafer™ LED Downlight Series

8" LED Ultra-Thin Wafer Switchable Downlight
1640 Lumen

ORDERING INFORMATION

Downlight

Example: WF8 SWW5 90CRI MW M6

Series		Trim Style		Color Temperature		Rendering Index		Finish	
WF8	8" Wafer-Thin LED Downlight	**(BLANK)**	Round	**SWW5**	Switchable White (2700K, 3000K, 3500K, 4000K, 5000K)	**90CRI**	90+ CRI	**MW**	Matte White

Accessories: Order as separate catalog number.

Series	
WF8643 PAN U	Universal New Construction Pan
WF8GR MW JZ	8" Goof Ring
WFJB U	Remodel Joist Bar
WFEXC6 SW3PIN FT4	3-Pin 6ft Cable
WFEXC10 SW3PIN FT4	3-Pin 10ft Cable
WFEXC20 SW3PIN FT4	3-Pin 20ft Cable

WF8643 UNIVERSAL
New Construction Pan

Remodel Joist Bar

WFEXC6
Cable

PERFORMANCE DATA

	WF8 SWW5
Input Voltage	120V
Input Power Typical	19W (+/-5%)
Frequency	60 Hz
EMI/RFI	FCC Title 47, Part 15 Class B (consumer)
Minimum Starting Temp	-40°F (-40°C)

Note: Actual performance may differ as a result of end-user environment and application. All values are design or typical values, measured under laboratory conditions at 25°C.

LIGHTING PERFORMANCE DATA
DONNÉES SUR LE RENDEMENT DE L'ÉCLAIRAGE

Light Appearance (CCT) Aspect de la lumière (CCT)	
2700K soft white | blanc doux	
1615 lumens | **85** lumens per watt	
3000K warm white | blanc chaud	
1640 lumens | **86** lumens per watt	
3500K neutral white | blanc neutre	
1670 lumens | **88** lumens per watt	
4000K cool white | blanc froid	
1690 lumens | **89** lumens per watt	
5000K daylight | blanc neutre	
1700 lumens | **89** lumens per watt	
Watts	**19**
Color Accuracy (CRI) Précision des couleurs (CRI)	**90**

 ©2020 Acuity Brands Lighting, Inc.

Juno Wafer™ LED Downlight Series

8" LED Ultra-Thin Wafer Switchable Downlight
1640 Lumen

Specifications

Housing
Polycarbonate injection molded outer frame, with steel back plate. Non-conductive dead-front trim design suitable for a wide range of applications and codes requiring a non-conductive lens • FT4 3-pin plenum rated cable connector to connect from module to remote driver box • Steel spring clip for easy installation. 8" cut out template is provided to ensure a correct sized hole is cut into ceiling for proper installation of the trim. Size of hole should not exceed 8 ¼ inches for this product. Can be installed from 3/8" to 1 ½" ceiling thickness • Can be removed from below the ceiling for service or replacement.

LED Light Engine
Switchable white color temperature from 2700K, 3000K, 3500K, 4000K, 5000K • 90 CRI minimum • Color accuracy within 4 step McAdams Ellipse at the end CCT (2700K and 5000K), within 6 step McAdams Ellipse in the middle CCT (3000K, 3500K, and 4000K) • Dimming 100% to 10% with most standard incandescent dimers (see list of approved dimmers).

Driver
Connect directly to 120V Class-2 (CAN ICES-005 (B) / NMB-005 (B)) LED driver. 120V 60 Hz constant current driver provides noise free operation • IC rated driver with convenience of a switch to choose between 5 selectable color temperature options ranging from 2700K (warm white), 3000K, 3500K, 3000K, 4000K, or 5000K (daylight) • The isolated driver integrated inside steel remote box with four 7/8" knockouts with slots for pryout. Suitable for pulling wires with the 12 cubic-inch wiring compartment to accommodate up to (6) 14 gauge insulated conductors; making the Wafer LED Downlights much easier to wire in 2in/2out (plus ground) daisy-chain applications and contractor friendly • 2" plenum space required for installation of the remote driver box • Suitable for installation in t-grid and drop ceiling applications with universal new construction pan.

Optical System
Edge-lit LED technology uses light guided plate to distribute light • Polycarbonate lens provides even illumination throughout the space • Efficient system that can produce over 1640 lumens while using 19W • Replaces 100W incandescent.

Life
Rated for 50,000 hours at 70% lumen maintenance.

Labels
CSA certified to US and Canadian safety standards • ENERGY STAR® certified product • Suitable for wet location • Air-Loc certified in accordance with ASTM E283-2004 • NOM Certified • Can be used to comply with California Title 24 Part 6 High Efficacy LED light Source Requirements • U.S. Patent No. 10,681,784.

Testing
All reports are based on published industry procedures; field performance may differ from laboratory performance.

Warranty 3-year limited warranty. Complete warranty terms located at:
www.acuitybrands.com/CustomerResources/Terms_and_conditions.aspx

Specifications subject to change without notice.

Juno Wafer™ LED Downlight Series

8" LED Ultra-Thin Wafer Switchable Downlight 1640 Lumen

PHOTOMETRICS

Distribution Curve	Distribution Data	Output Data	Coefficient of Utilization	Illuminance Data at 30" Above Floor for a Single Luminaire

WF8 SWW5 90CRI _ 2700K Input Watts: 19.7, Delivered Lumens: 1627, LPW: 82.6, S/MH: 1.09, Test No: ISF 202630P11

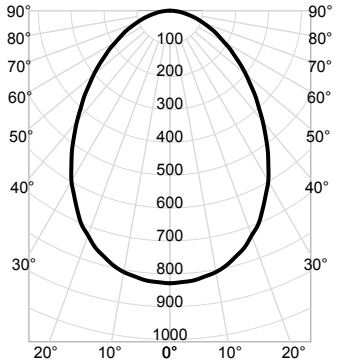

CP Summary

0°	829
5°	823
15°	774
25°	667
35°	519
45°	368
55°	242
65°	148
75°	74
85°	19
90°	0

Zonal Lumen Summary

Zone	Lumens	% Fixture
0° - 30°	590	36%
0° - 40°	897	55%
0° - 60°	1,379	85%
0° - 90°	1,627	100%
90° - 180°	0	0%
0° - 180°	1,627	100%

Coefficients of Utilization

ρf / ρc / ρw	80% 50%	80% 30%	80% 10%	70% 50%	70% 30%	70% 10%	20% 50%	20% 30%	20% 10%
0	119	119	119	116	116	116	111	111	111
1	106	102	98	104	100	97	99	96	94
2	94	88	82	92	86	81	88	84	80
3	84	76	70	82	75	70	79	73	68
4	75	67	61	74	66	60	71	65	60
5	68	60	53	67	59	53	65	58	53
6	62	53	47	61	53	47	59	52	47
7	57	48	43	56	48	42	54	47	42
8	52	44	39	51	44	38	50	43	38
9	48	40	35	48	40	35	46	40	35
10	45	37	32	44	37	32	43	37	32

Cone of Light

Mounting Height	Initial FC Center Beam	Beam Diameter
6.0	23.0	10.7
8.0	13.0	14.2
10.0	8.3	17.8
12.0	5.8	21.3
14.0	4.2	24.9

Beam Angle: 83.2°
Field Angle: 147.3°

Luminance (cd/sq.m)

	Average Luminance
0°	104,326
45°	65,464
55°	53,000
65°	44,140
75°	36,037
85°	27,745

WF8 SWW5 90CRI _ 3000K Input Watts: 19.7, Delivered Lumens: 1648, LPW: 83.7, S/MH: 1.09, Test No: ISF 202630P12

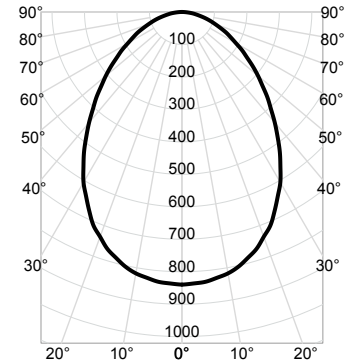

CP Summary

0°	840
5°	834
15°	784
25°	676
35°	525
45°	373
55°	245
65°	150
75°	75
85°	19
90°	0

Zonal Lumen Summary

Zone	Lumens	% Fixture
0° - 30°	598	36%
0° - 40°	908	55%
0° - 60°	1,397	85%
0° - 90°	1,648	100%
90° - 180°	0	0%
0° - 180°	1,648	100%

Coefficients of Utilization

ρf / ρc / ρw	80% 50%	80% 30%	80% 10%	70% 50%	70% 30%	70% 10%	20% 50%	20% 30%	20% 10%
0	119	119	119	116	116	116	111	111	111
1	106	102	98	104	100	97	99	96	94
2	94	88	82	92	86	81	88	84	80
3	84	76	70	82	75	70	79	73	68
4	75	67	61	74	66	60	71	65	60
5	68	60	53	67	59	53	65	58	53
6	62	53	47	61	53	47	59	52	47
7	57	48	43	56	48	42	54	47	42
8	52	44	39	51	44	38	50	43	38
9	48	40	35	48	40	35	46	40	35
10	45	37	32	44	37	32	43	37	32

Cone of Light

Mounting Height	Initial FC Center Beam	Beam Diameter
6.0	23.3	10.7
8.0	13.1	14.2
10.0	8.4	17.8
12.0	5.8	21.3
14.0	4.3	24.9

Beam Angle: 83.2°
Field Angle: 147.3°

Luminance (cd/sq.m)

	Average Luminance
0°	105,674
45°	66,310
55°	53,685
65°	44,710
75°	36,503
85°	28,104

WF8 SWW5 90CRI _ 3500K Input Watts: 19.7, Delivered Lumens: 1677, LPW: 85.1, S/MH: 1.09, Test No: ISF 202630P13

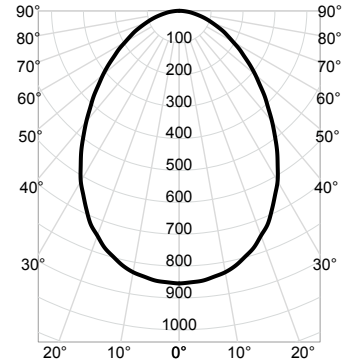

CP Summary

0°	854
5°	849
15°	798
25°	688
35°	535
45°	379
55°	249
65°	153
75°	76
85°	20
90°	0

Zonal Lumen Summary

Zone	Lumens	% Fixture
0° - 30°	608	36%
0° - 40°	924	55%
0° - 60°	1,422	85%
0° - 90°	1,677	100%
90° - 180°	0	0%
0° - 180°	1,677	100%

Coefficients of Utilization

ρf / ρc / ρw	80% 50%	80% 30%	80% 10%	70% 50%	70% 30%	70% 10%	20% 50%	20% 30%	20% 10%
0	119	119	119	116	116	116	111	111	111
1	106	102	98	104	100	97	99	96	94
2	94	88	82	92	86	81	88	84	80
3	84	76	70	82	75	70	79	73	68
4	75	67	61	74	66	60	71	65	60
5	68	60	53	67	59	53	65	58	53
6	62	53	47	61	53	47	59	52	47
7	57	48	43	56	48	42	54	47	42
8	52	44	39	51	44	38	50	43	38
9	48	40	35	48	40	35	46	40	35
10	45	37	32	44	37	32	43	37	32

Cone of Light

Mounting Height	Initial FC Center Beam	Beam Diameter
6.0	23.7	10.7
8.0	13.4	14.2
10.0	8.5	17.8
12.0	5.9	21.3
14.0	4.4	24.9

Beam Angle: 83.2°
Field Angle: 147.3°

Luminance (cd/sq.m)

	Average Luminance
0°	107,536
45°	67,478
55°	54,631
65°	45,498
75°	37,146
85°	28,599

Juno Wafer™ LED Downlight Series

8" LED Ultra-Thin Wafer Switchable Downlight 1640 Lumen

PHOTOMETRICS

Distribution Curve | **Distribution Data** | **Output Data** | **Coefficient of Utilization** | **Illuminance Data at 30" Above Floor for a Single Luminaire**

WF8 SWW5 90CRI _ 4000K Input Watts: 19.7, Delivered Lumens: 1696, LPW: 86.1, S/MH: 1.09, Test No: ISF 202630P14

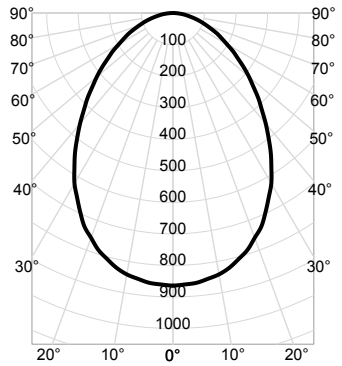

CP Summary

	0°
0°	864
5°	858
15°	807
25°	695
35°	541
45°	383
55°	252
65°	155
75°	77
85°	20
90°	0

Zonal Lumen Summary

Zone	Lumens	% Fixture
0° - 30°	615	36%
0° - 40°	935	55%
0° - 60°	1,438	85%
0° - 90°	1,696	100%
90° - 180°	0	0%
0° - 180°	1,696	100%

Coefficients of Utilization

ρf / ρc / ρw	80% 50%	80% 30%	80% 10%	20% 50%	20% 30%	20% 10%	50% 50%	50% 30%	50% 10%
0	119	119	119	116	116	116	111	111	111
1	106	102	98	104	100	97	99	96	94
2	94	88	82	92	86	81	88	84	80
3	84	76	70	82	75	70	79	73	68
4	75	67	61	74	66	60	71	65	60
5	68	60	53	67	59	53	65	58	53
6	62	53	47	61	53	47	59	52	47
7	57	48	43	56	48	42	54	47	42
8	52	44	39	51	44	38	50	43	38
9	48	40	35	48	40	35	46	40	35
10	45	37	32	44	37	32	43	37	32

Cone of Light

Mounting Height	Initial FC Center Beam	Beam Diameter
6.0	24.0	10.7
8.0	13.5	14.2
10.0	8.6	17.8
12.0	6.0	21.3
14.0	4.4	24.9

Beam Angle: 83.2°
Field Angle: 147.3°

Luminance (cd/sq.m)

	Average Luminance
0°	108,755
45°	68,244
55°	55,250
65°	46,014
75°	37,567
85°	28,923

WF8 SWW5 90CRI _ 5000K Input Watts: 19.7, Delivered Lumens: 1705, LPW: 86.5, S/MH: 1.09, Test No: ISF 202630P15

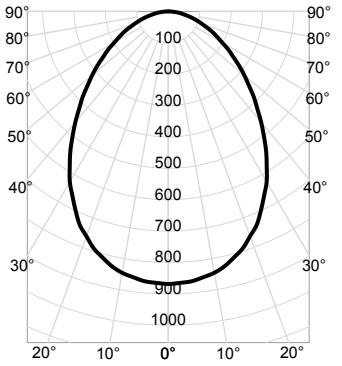

CP Summary

	0°
0°	869
5°	863
15°	811
25°	699
35°	544
45°	385
55°	253
65°	155
75°	78
85°	20
90°	0

Zonal Lumen Summary

Zone	Lumens	% Fixture
0° - 30°	618	36%
0° - 40°	940	55%
0° - 60°	1,445	85%
0° - 90°	1,705	100%
90° - 180°	0	0%
0° - 180°	1,705	100%

Coefficients of Utilization

ρf / ρc / ρw	80% 50%	80% 30%	80% 10%	20% 50%	20% 30%	20% 10%	50% 50%	50% 30%	50% 10%
0	119	119	119	116	116	116	111	111	111
1	106	102	98	104	100	97	99	96	94
2	94	88	82	92	86	81	88	84	80
3	84	76	70	82	75	70	79	73	68
4	75	67	61	74	66	60	71	65	60
5	68	60	53	67	59	53	65	58	53
6	62	53	47	61	53	47	59	52	47
7	57	48	43	56	48	42	54	47	42
8	52	44	39	51	44	38	50	43	38
9	48	40	35	48	40	35	46	40	35
10	45	37	32	44	37	32	43	37	32

Cone of Light

Mounting Height	Initial FC Center Beam	Beam Diameter
6.0	24.1	10.7
8.0	13.6	14.2
10.0	8.7	17.8
12.0	6.0	21.3
14.0	4.4	24.9

Beam Angle: 83.2°
Field Angle: 147.3°

Luminance (cd/sq.m)

	Average Luminance
0°	109,333
45°	68,606
55°	55,544
65°	46,258
75°	37,767
85°	29,077

 ©2020 Acuity Brands Lighting, Inc.