LITHONIA LIGHTING®

Catalog Number	
Notes	
Type	

I-BEAM® IBZ
FLUORESCENT HIGH BAY

Fluorescent High Bay

IBZ

4-, 6- or 8-lamp T8

Patent Pending

FEATURES & SPECIFICATIONS

INTENDED USE — The I-BEAM® IBZ fluorescent high bay is ideal for new construction and renovation projects. It is a one-for-one replacement of common metal halide high bay systems. Applications include manufacturing, warehousing, commercial and industrial facilities. The IBZ fixture performs well at mounting heights from 15'-40'. **Certain airborne contaminants can diminish the integrity of acrylic and/or polycarbonate. Click here for Acrylic-Polycarbonate Compatibility table for suitable uses.**

CONSTRUCTION — The highly configurable design of the IBZ high bay allows for a multitude of fixture options that can either be factory- or field-installed. In addition to the reliable operation of IBZ fixtures, the reflectors tightly control the distribution of light and effectively manage lamp heat to increase the overall efficiency. The result is superior optics in either narrow distribution for aisles, or wide distribution for general lighting. Installation is made quick and easy with IBZ hanging accessories such as the aircraft cable and single-point mounting bracket. IBZ fixtures can be factory-wired to have both sensors and cord sets, further reducing installation time. The configurability, performance and ease of installation make IBZ fixtures the preferred choice for fluorescent high bay lighting.

Channel is formed of heavy-duty code-gauge (22-gauge) steel to stand up to the most demanding elements. Lamp holder assembly protects from incidental damage or movement of sockets during handling and installation. Sockets include secure positioning rotating collars with enclosed contacts. Access plate on the back of the channel housing allows quick and easy wiring. Finish: Channel is high-gloss white baked enamel; five-stage iron phosphate pretreatment ensures superior paint adhesion and rust resistance.

OPTICS — Two optical systems are available. Narrow distribution is ideal for narrow or aisle lighting applications and features precision-formed segmented optics utilizing specular aluminum reflector. Provides 95% reflectivity and warranted for 25 years. Wide distribution includes high-reflectance white finish for general or open areas.

ELECTRICAL — Thermally protected, resetting, Class P, HPF, A+ sound-rated electronic ballast. AWM TFM or THHN wire used throughout rated for required temperatures. Ballast disconnect (BDP) is standard unless EL14 or cordset is requested.

INSTALLATION — Suitable for suspension by chain, cable, surface-mounting bracket, hook monopoint or single (pendant) monopoint. Surface mounting not recommended without optional surface mounting bracket.

LISTINGS — CSA Certified to U.S. and Canadian safety standards (UL1598 and CSA 250.0-08 for 25C ambient operation). Suitable for damp locations.

WARRANTY — 1-year limited warranty. This is the only warranty provided and no other statements in this specification sheet create any warranty of any kind. All other express and implied warranties are disclaimed. Complete warranty terms located at: www.acuitybrands.com/support/warranty/terms-and-conditions

Note: Actual performance may differ as a result of end-user environment and application. Specifications subject to change without notice.

SPECIFICATIONS				
	Length	**Width**	**Depth**	**Weight**
4-lamp	48-1/16 (1221)	13-1/4 (337)	2-3/8 (60)	16 lbs. (7.3 kg)
6-lamp	48-1/16 (1221)	18-1/8 (460)	2-3/8 (60)	20 lbs (9.1 kg)
8-lamp	48-1/16 (1221)	23-7/8 (606)	2-3/8 (60)	25 lbs. (11.3 kg)

All dimensions are inches (millimeters) unless otherwise specified and may vary with options or accessories.

DIMENSIONS

Dimensions may vary with options or accessories.

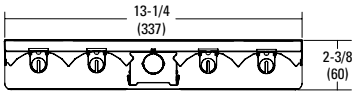

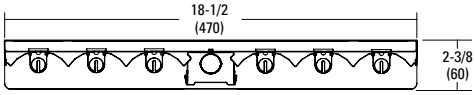

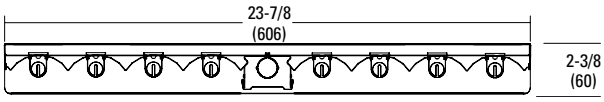

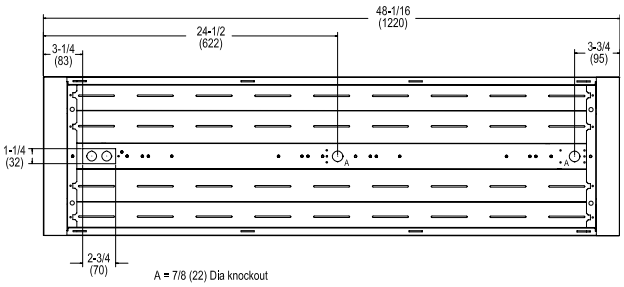

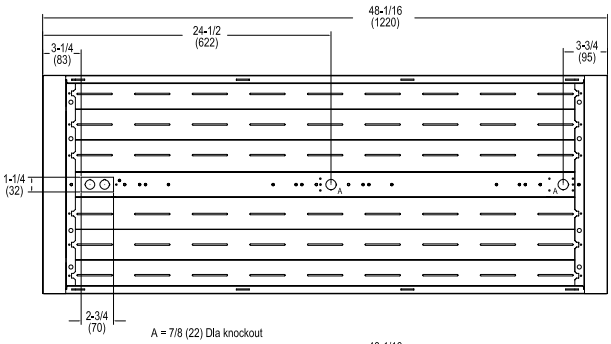

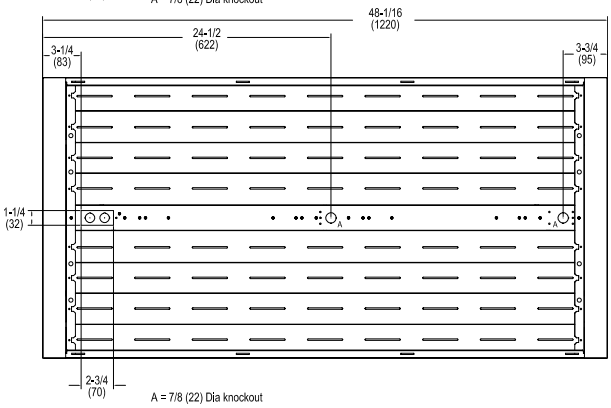

ORDERING INFORMATION For shortest lead times, configure products using **standard options (shown in bold)**. **Example**: IBZ 432L

IBZ					
Series	**Lamp type**	**Distribution**	**Shielding ‡**	**Voltage**	**Ballast configuration**
IBZ *For tandem double-length unit, add prefix "T". Ex: TIBZ*	Lamps installed ‡ **432L** 4-lamp 32W T8 **632L** 6-lamp 32W T8 **832L** 8-lamp 32W T8 Unlamped **432** 4-lamp 32W T8 **632** 6-lamp 32W T8 **832** 8-lamp 32W T8	**(blank)** Narrow distribution, ≤5% uplight ‡ NDU Narrow distribution, enhanced uplight, ≤13% uplight **WD** Wide distribution, ≤5% uplight WDU Wide distribution, enhanced uplight, ≤13% uplight	**(blank)** No shielding A12125 Pattern 12 acrylic, 0.125" ‡ ACL Clear acrylic, 0.125" ‡ PCL125 Clear polycarbonate, 0.125" ‡	**(blank)** MVOLT; 120-277V	**(blank)** Standard configuration (see ballast configurations chart on page 3)

Ballast ‡	Lamp color	Options		
(blank) T8 electronic, instant start, 1.15-1.20 BF GEB10IS T8 electronic ballast, ≤10% THD, instant start, .88 BF GEB10PS T8 electronic ballast, ≤10% THD, programmed rapid start, .88 BF GEB10PSH T8 electronic ballast, ≤10% THD, programmed rapid start, 1.15-1.20 BF	LP835 F32T8/835 LP850 F32T8/850 LP941 F32T8/941	GLR Internal fast-blow fuse ‡ GMF Internal slow-blow fuse ‡ EL14 Emergency battery pack ‡ EL14SD Emergency battery pack w/ self-diagnostics ‡ I162 1250 lumens per lamp battery ‡ OUTCTR Wiring leads pulled through back center of fixture ‡ OCS RELOC® OnePass® 5' installed ‡ IMP Integrated modular plug ‡ FSP Integral full side panels HBBSIC Chain hanger (pair) HBBS36IC Chain hanger with 36" chain (pair)	Cord sets: CS1W Straight plug, 120V ‡ CS3W Twist-lock, 120V ‡ CS7W Straight plug, 277V ‡ CS11W Twist-lock, 277V ‡ CS25W Twist-lock, 347V ‡ CS97W Twist-lock, 480V ‡ CS93W 600 SO white cord, no plug (no voltage required) ‡ Wireguards: WGX External wireguard installed 2WGX Dual wireguard for top and bottom protection ‡	Motion sensors: ‡ LC0ZU Aisle motion sensor, pre-wired ‡ LCH0SZU Aisle motion sensor, pre-wired; programmable dimming ‡ LCPZU Aisle motion sensor with photocell; pre-wired ‡ LA0ZU 360° motion sensor, pre-wired ‡ LAH0SZU 360° motion sensor, pre-wired; programmable dimming (only available with programmable dimming ballasts) ‡ LAPZU 360° motion sensor with photocell, pre-wired ‡ MSE360 360° motion sensor, embedded, high bay ‡ MSE360LB 360° motion sensor, embedded, low bay ‡ nPP16D nLight switching/dimming module ‡ nMSI nLight, aisle motion sensor, pre-wired ‡ nMSI360 nLight, 360° motion sensor, pre-wired ‡

Accessories: *Order as separate catalog number.*

Mounting:		Field-installable door and lens assemblies: ‡		Cord sets and sensors for IMP option:		Wireguards:	
IBAC120 M100	Aircraft cable 10' with hook (one pair)	DLIBZ14 A12125	4-lamp pattern 12 acrylic lens, 0.125" ‡	CS1WIMP	Straight plug, 120V ‡	WGIBZ14	Standard 4-lamp wireguard
IBAC240 M75	Aircraft cable 20' with hook (one pair)	DLIBZ14 ACL	4-lamp clear acrylic lens ‡	CS3WIMP	Twist-lock, 120V ‡	WGIBZ19	Standard 6-lamp wireguard
IBHMP	Hook monopoint	DLIBZ14 PCL125	4-lamp clear polycarbonate lens, 0.125" ‡	CS7WIMP	Straight plug, 277V ‡	WGIBZ24	Standard 8-lamp wireguard
IBZACVH	Aircraft 10' V hanger (one pair)	DLIBZ19 A12125	6-lamp pattern 12 acrylic lens, 0.125" ‡	CS11WIMP	Twist-lock, 277V ‡		
IBZTFC	Tandem coupler and 8' side panel	DLIBZ19 ACL	6-lamp clear acrylic lens ‡	CS25WIMP	Twist-lock, 347V		
IBZPMP	Pendant monopoint splice box, includes side covers ‡	DLIBZ19 PCL125	6-lamp clear polycarbonate lens, 0.125" ‡	CS93WIMP	600V SO white cord, no plug (no voltage required) ‡		
IBZPMPHB	Pendant monopoint splice box, includes side covers (3/4" hub) ‡	DLIBZ24 ACL	8-lamp clear acrylic lens ‡	CS97WIMP	Twist-lock, 480V		
HBBS36	Chain hanger, 36" (one pair)	DLIBZ24 PCL125	8-lamp clear polycarbonate lens, 0.125" ‡	MSIIMP	Aisle sensor ‡		
IBZSMB	Surface-mounting bracket (one pair)			MSI360IMP	360° sensor ‡		

NOTE: ‡ indicates option chosen has ordering restrictions. Please reference ordering restrictions chart.

INDUSTRIAL: One Lithonia Way, Conyers, GA 30012 Phone: 1-800-705-SERV (7378) techsupport-Industrial@acuitybrands.com www.lithonia.com

© 2011-2023 Acuity Brands Lighting, Inc. All rights reserved.

‡ Option Value Ordering Restrictions	
Option value	**Restriction**
2WGX	External bottom wireguard factory installed. External top wireguard shipped separately for field installation. Not available with IBZPMP.
A12125	For wireguard in door frame, add "WG" to shielding. Ex: A12125WG.
Ballast	Certain ballast may require a BACKPACK™ installed by the factory in order to accommodate the size of the ballast. The BACKPACK is NOT field installable. May only be surface mounted using IBZSMB. Not available with pendant mount using IBZPMP or IBZPMPHB. Not available with IMP.
CS11W, CS11WIMP	All cord sets are 18/3, 6', white. Cord sets are voltage specific. Specify voltage. Other configurations available. Consult factory.
CS1W, CS1WIMP	All cord sets are 18/3, 6', white. Cord sets are voltage specific. Specify voltage. Other configurations available. Consult factory.
CS25W, CS25WIMP	All cord sets are 18/3, 6', white. Cord sets are voltage specific. Specify voltage. Other configurations available. Consult factory.
CS3W, CS3WIMP	All cord sets are 18/3, 6', white. Cord sets are voltage specific. Specify voltage. Other configurations available. Consult factory.
CS7W, CS7WIMP	All cord sets are 18/3, 6', white. Cord sets are voltage specific. Specify voltage. Other configurations available. Consult factory.
CS93W, CS93WIMP	All cord sets are 18/3, 6', white.
CS97W, CS97WIMP	All cord sets are 18/3, 6', white. Cord sets are voltage specific. Specify voltage. Other configurations available. Consult factory.
Distribution (blank)	Available with 6-lamp configurations only
EL14	Battery options require a BACKPACK™ installed by the factory in order to accommodate the size of the battery. The BACKPACK is NOT field installable. May only be surface mounted using IBZSMB. Not available with pendant mount using IBZPMP or IBZPMPHB. Not available with IMP. Specify voltage. Not available with 347 voltage.
EL14SD	Battery options require a BACKPACK™ installed by the factory in order to accommodate the size of the battery. The BACKPACK is NOT field installable. May only be surface mounted using IBZSMB. Not available with pendant mount using IBZPMP or IBZPMPHB. Not available with IMP. Specify voltage. Output in emergency mode varies with ambient temperature (911 lumens at 45°C). Single-lamp operation only. 120 or 277 voltage only.
Field installable door and lens assemblies	Not available with MSE360 or MSE360LB options. Add WG to nomenclature if wireguard is to be installed in door frame, ex: DLIBZ14 A12125WG.
GLR	Specify voltage. Not available with 347 voltage.
GMF	Specify voltage. Not available with 347 voltage.
I162	Battery options require a BACKPACK™ installed by the factory in order to accommodate the size of the battery. The BACKPACK is NOT field installable. May only be surface mounted using IBZSMB. Not available with pendant mount using IBZPMP or IBZPMPHB. Not available with IMP. Specify voltage. Max 3000 lumens when used with T8 lamps up to 55°C ambient temperature. Not available with IMP. 120 or 277 voltage only.
IBZPMP	When ordering IBZPMP, two-ballasts configurations are recommended. Ex: 2/2. Not available with tandem units.
IBZPMPHB	When ordering IBZPMP, two-ballasts configurations are recommended. Ex: 2/2. Not available with tandem units.
IMP	Must be factory-installed. Not available on TIBZ 16-lamp configurations. Must have "IMP" power cord to power fixture.
LA0ZU	Specify voltage. Other configurations available, see page four for additional options.
LAH0SZU	Specify voltage. Other configurations available, see page four for additional options.
Lamps Installed	Lamps installed are F32T8/841 unless otherwise specified
LAPZU	Specify voltage. Other configurations available, see page four for additional options.
LC0ZU	Specify voltage. Other configurations available, see page four for additional options.
LCH0SZU	Specify voltage. Other configurations available, see page four for additional options.
LCPZU	Specify voltage. Other configurations available, see page four for additional options.
Motion sensors	Not recommended for use with instant start ballasts.
MSE360	Specify voltage. Other configurations available, see page four for additional options.
MSE360LB	Specify voltage. Other configurations available, see page four for additional options.
MSIIMP, MSI360IMP	Must have "IMP" power cord to power fixture. 120 or 277 voltage only. Must have "IMP" power cord to power fixture.
nMSI	cable alos included. Available 120 or 277V only.
nMSI360	nMSI360 option utilizes a nPP16 and a nCMB 6, CAT5e cable also included. Available 120 or 277V only.
nPP16D	nPP16D options utilizes nPP16 and a nIO D KO device, CAT5e connector cable also included. Available 120 or 277V only.
OCS	Specify voltage.
OUTCTR	Not available with MSE360 or MSE360LB options.
PCL125	For wireguard in door frame, add "WG" to shielding. Ex: A12125WG.
Shielding	Not available with MSE360 or MSE360LB options.

© 2011-2023 Acuity Brands Lighting, Inc. All rights reserved.

LSXR - Fixture Mount Sensor (see www.sensorswitch.com for additional information)

- Four interchangeable lenses.
- Integrated mounting bracket drops lens down 3" from chase nipple.
- Single or dual relay versions — designed with robust protection from the harsh switching requirements of T5 and LED loads.
- Photocell and 0-10VDC dimming options.
- No PIR field calibration or sensitivity adjustments required.

LSXR configuration	Comparable CMRB sensor	Old style sensor nomenclature
For shortest lead times use one of the following LSXR configurations		
LCOZU	CMRB 50	MSI
LCH0SZU	CMRB 50 D	MSID
LCPZU	CMRB 50 P	MSIPED
LAOZU	CMRB 6	MSI360
LAH0SZU	CMRB 6 D	MSI360D
LAPZU	CMRB 6 P	MSI360PED

SELECTIONS BELOW WILL EXTEND ORDER LEAD TIME. CONSULT YOUR SALES REPRESENTATIVE FOR DETAILS.

SINGLE RELAY

ORDERING INFORMATION Lead times will vary depending on options selected. Consult with your sales representative.

Example: LAH0SZU

Series	Lens option	Dimming/Photocell	Max. dim Level	Min. dim level	Temp/Humidity	Default time delay
L LSXR passive infrared indoor occupancy sensor	A High mount, 360° B Low mount, 360° C High mount aisleway	0 None[1] H High/low occupancy operation P Switching photocell(on/off) M Dimming and switching photocell G Dimming and switching photocell with high/low occupancy operation	0 10 VDC 9 9 VDC 8 8 VDC 7 7 VDC	S Minimum dimming level of ballast 1 1 VDC 2 2 VDC 3 3 VDC 4 4 VDC 5 5 VDC 6 6 VDC	Z None T Low temperature	I 30 seconds D 2.5 minutes X 5 minutes R 7.5 minutes U 10 minutes (with minimum 15 minutes on time) V 15 minutes W 20 minutes Y 30 minutes

DUAL RELAY (Available with 120, 277, and 347V only)

ORDERING INFORMATION Lead times will vary depending on options selected. Consult with your sales representative.

Example: LA2KZU

Series	Lens option	Poles	Operating mode	Temp/Humidity	Default time delay
L LSXR passive infrared indoor occupancy sensor	A High mount, 360° B Low mount, 360° C High mount aisleway	2 Dual relay	J None K Alternating off relays (promotes even lamp wear) O Alternating off relays w/photocell P Switching photocell(on/off) E Photocell on/off (pole 1 only) F Photocell on/off - both poles (dual set-point)	Z None T Low temperature	I 30 seconds D 2.5 minutes X 5 minutes R 7.5 minutes U 10 minutes (with minimum 15 minutes on time) V 15 minutes W 20 minutes Y 30 minutes

Example: LENS 50 J100

Replacement lenses: *Order as separate catalog number.*

Series	Lens type	Package quantity
Lens	6 High mount 360° 10 Low mount 360° 50 High mount aisleway	U Unit J10 10-pack J100 100-pack

Notes

1 Dimming level fields not required when this option is chosen.

© 2011-2023 Acuity Brands Lighting, Inc. All rights reserved.

STANDARD BALLAST CONFIGURATIONS			
	4 - lamp	**6 - lamp**	**8- - lamp**
T8 instant start (1.15 - 1.20 bf)	Two 2 - lamp ballasts	Two 3 - lamp ballasts	Two 4 - lamp ballasts
T8 instant start (.88 bf)	One 4 - lamp ballast	One 4 - lamp and one 2 - lamp ballast	Two 4 - lamp ballasts
T8 program rapid start (1.15 - 1.20 bf)	Two 2 - lamp ballasts	Two 3 - lamp ballast	One 2 - lamp and two 3 - lamp ballasts
T8 program rapid start (.88 bf)	One 4 - lamp ballast	One 4 - lamp and one 2 - lamp ballast	Two 4 - lamp ballasts

OPTIONS AND ACCESSORIES

The I-BEAM fixture offers numerous options for almost every electrical and optical component, including a long list of field-installable accessories.



INTEGRATED MODULAR PLUG (IMP)

Must be factory-installed and allows for field installation of various modular accessories including cordsets, motion sensors, photocells and LC&D XPoint™ relays. Requires IMP cordset for operation.

Order as:

IMP

IBZ BACKPACK™

Electrical box must be factory-installed to house additional components such as emergency ballasts, step-down transformers and dimming ballasts. Extended brackets allow air flow for increased heat management of all components.

Factory-installed.

V-SHAPED WIRE GUARD (external)

Flex on impact to absorb shock, reducing damage to the fixture assemblies. Wire guards can be mounted on top and bottom of fixtures to provide full protection.

Factory-installed option:

WGX

2WGX

Field-installed option:

WGIBZ14

WGIBZ19

WGIBZ24



TANDEM CAPABILITY

Supports applications requiring high luminance and high mounting heights. The 8′ tandem option is factory-assembled with continuous steel side panels and tensioning couplers. Tandem kits are also available for field installation.

Factory-installed option:

TIBZ

Field-installed option:

IBZTFC

PENDANT MONOPOINT BRACKET

Accepts ¾″ rigid conduit for single-point mounting. The bracket can be adjusted to help counterbalance fixture to off set weight variance from end to end.

Order as:

IBZPMP

IBZPMPHB

© 2011-2023 Acuity Brands Lighting, Inc. All rights reserved.