



RACO[®]

A Division of Hubbell Incorporated (Delaware)

Just Added!

**2-1/2" to 4"
Trade Sizes**

Die Cast LiquidTight Fittings







Applications

For use in outdoor or indoor locations on flexible metallic liquidtight conduit and Type B flexible nonmetallic liquidtight conduit

Features

- Durable Die Cast Zinc
- Gland-ring is designed to slip onto the conduit quickly and to grip the jacket of the conduit, speeding installation, assuring a perfect seal, and preventing pullouts
- INCLUDED Sealing washer provides a liquidtight seal when terminating the connector in a threadless opening
- Heavy duty locknut included with every RACO liquidtight connector assures continuity of ground
- All components are reusable - RACO liquidtight connectors may be easily disassembled and reused after years of service

Die Cast Liquidtight Fittings Program Ordering Information

		Catalog Number	Size/Description	Unit Carton Qty	Ship Carton Qty	Pallet Qty
	Straight - Uninsulated	3401DC	CONN LQTGHT 3/8" TS DC	50	200	19,200
		3402DC	CONN LQTGHT 1/2" TS DC	50	200	12,800
		3403DC	CONN LQTGHT 3/4" TS DC	25	100	9,600
		3404DC	CONN LQTGHT 1" TS DC		10	3,780
		3405DC	CONN LQTGHT 1-1/4" TS DC		10	3,780
		3406DC	CONN LQTGHT 1-1/2" TS DC		5	1,890
		3408DC	CONN LQTGHT 2" TS DC		5	1,890
		3410DC	CONN LQTGHT 2-1/2" TS DC		1	800
		3412DC	CONN LQTGHT 3" TS DC		1	800
		3416DC	CONN LQTGHT 4" TS DC		1	378
	Straight - Insulated	3511DC	CONN LQTGHT INS 3/8" TS DC	25	100	12,800
		3512DC	CONN LQTGHT INS 1/2" TS DC	50	200	12,800
		3513DC	CONN LQTGHT INS 3/4" TS DC	25	100	9,600
		3514DC	CONN LQTGHT INS 1" TS DC		10	3,780
		3515DC	CONN LQTGHT INS 1-1/4" TS DC		10	3,780
		3516DC	CONN LQTGHT INS 1-1/2" TS DC		5	1,890
		3518DC	CONN LQTGHT INS 2" TS DC		5	1,890
		3520DC	CONN LQTGHT INS 2-1/2" TS DC		1	800
		3522DC	CONN LQTGHT INS 3" TS DC		1	800
		3524DC	CONN LQTGHT INS 3-1/2" TS DC		1	378
3526DC	CONN LQTGHT INS 4" TS DC		1	378		
	90° - Uninsulated	3421DC	CONN LQTGHT 90° 3/8" TS DC	25	100	9,600
		3422DC	CONN LQTGHT 90° 1/2" TS DC	25	100	9,600
		3423DC	CONN LQTGHT 90° 3/4" TS DC	25	100	6,400
		3424DC	CONN LQTGHT 90° 1" TS DC		10	3,780
		3425DC	CONN LQTGHT 90° 1-1/4" TS DC		10	2,040
		3426DC	CONN LQTGHT 90° 1-1/2" TS DC		5	1,020
		3428DC	CONN LQTGHT 90° 2" TS DC		5	1,020
		3430DC	CONN LQTGHT 90DEG 2-1/2" TS DC		1	204
		3432DC	CONN LQTGHT 90DEG 3" TS DC		1	240
		3436DC	CONN LQTGHT 90DEG 4" TS DC		1	144
	90° - Insulated	3541DC	CONN LQTGHT 90° INS 3/8" TS DC		100	9,600
		3542DC	CONN LQTGHT 90° INS 1/2" TS DC	25	100	9,600
		3543DC	CONN LQTGHT 90° INS 3/4" TS DC	25	100	6,400
		3544DC	CONN LQTGHT 90° INS 1" TS DC	25	10	3,780
		3545DC	CONN LQTGHT 90° INS 1-1/4" TS DC		10	2,040
		3546DC	CONN LQTGHT 90° INS 1-1/2" TS DC		5	1,020
		3548DC	CONN LQTGHT 90° INS 2" TS DC		5	1,020
		3550DC	CONN LQTGHT 90DEG INS 2-1/2" TS DC		1	204
		3552DC	CONN LQTGHT 90DEG INS 3" TS DC		1	240
		3554DC	CONN LQTGHT 90DEG INS 3-1/2" TS DC		1	182
3556DC	CONN LQTGHT 90DEG INS 4" TS DC		1	144		

Wgt Per 100 Pcs	I Two of Five Unit Carton	Unit Carton Dimension	I Two of Five Ship Carton	Ship Carton Dimensions
12.86	30050169980041	5.9" x 5.7" x 4.1"	50050169980045	17.3" x 6.2" x 6.4"
12.82	30050169980058	7.8" x 5.7" x 4.1"	50050169980052	17.3" x 6.2" x 8.4"
17.64	30050169980065	5.9" x 5.7" x 4.1"	50050169980069	17.3" x 6.2" x 6.4"
31.80			50050169980076	6.1" x 6.1" x 4.0"
45.40			50050169980083	6.1" x 6.1" x 4.0"
54.00			50050169980090	6.1" x 6.1" x 4.0"
74.40			50050169980106	6.1" x 6.1" x 4.0"
133.3			50050169916310	4.5" x 4.5" x 3.7"
188.3			50050169916327	4.5" x 4.5" x 3.7"
279.7			50050169916341	6.1" x 6.1" x 4.1"
13.40	30050169980188	5.7" x 4.3" x 4.1"	50050169980182	17.3" x 6.2" x 4.9"
12.89	30050169980195	7.8" x 5.7" x 4.1"	50050169980199	17.3" x 6.2" x 8.4"
17.77	30050169980201	5.9" x 5.7" x 4.1"	50050169980205	17.3" x 6.2" x 6.4"
32.00			50050169980212	6.1" x 6.1" x 4.0"
45.60			50050169980229	6.1" x 6.1" x 4.0"
44.00			50050169980236	6.1" x 6.1" x 4.0"
75.00			50050169980243	6.1" x 6.1" x 4.0"
133.3			50050169916396	4.5" x 4.5" x 3.7"
188.3			50050169916402	4.5" x 4.5" x 3.7"
237.9			50050169916419	6.1" x 6.1" x 4.1"
279.7			50050169916426	6.1" x 6.1" x 4.1"
15.51	30050169980119	5.9" x 5.7" x 4.1"	50050169980113	17.3" x 6.2" x 6.4"
16.31	30050169980126	5.9" x 5.7" x 4.1"	50050169980120	17.3" x 6.2" x 6.4"
21.81	30050169980133	7.8" x 5.7" x 4.1"	50050169980137	17.3" x 6.2" x 8.4"
44.40			50050169980144	6.1" x 6.1" x 4.0"
68.50			50050169980151	8.0" x 6.1" x 6.1"
84.60			50050169980168	8.0" x 6.1" x 6.1"
112.80			50050169980175	8.0" x 6.1" x 6.1"
196.0			50050169916358	8.1" x 6.1" x 6.1"
269.8			50050169916365	10.2" x 5.5" x 4.9"
452.6			50050169916389	11.8" x 6.5" x 5.9"
15.43	30050169980256	5.9" x 5.7" x 4.1"	50050169980250	17.3" x 6.2" x 6.4"
16.41	30050169980263	5.9" x 5.7" x 4.1"	50050169980267	17.3" x 6.2" x 6.4"
21.94	30050169980270	7.8" x 5.7" x 4.1"	50050169980274	17.3" x 6.2" x 8.4"
40.30			50050169980281	6.1" x 6.1" x 4.0"
67.50			50050169980298	8.0" x 6.1" x 6.1"
85.00			50050169980304	8.0" x 6.1" x 6.1"
113.80			50050169980311	8.0" x 6.1" x 6.1"
196.0			50050169916433	8.1" x 6.1" x 6.1"
269.8			50050169916440	10.2" x 5.5" x 4.9"
357.9			50050169916457	10.6" x 5.9" x 5.3"
452.6			50050169916464	11.8" x 6.5" x 5.9"

Die Cast Liquidtight Fittings Program Cross Reference and Specifications

RACO®	T&B	EGS APPLETON NEER	EGS OZ GEDNEY NEER	BRIDGEPORT	TOPAZ	CROUSE- HINDS	SEPCO	AFC	ARLINGTON	MADISON	ORBIT
3401DC	LT200	LMM-01	LMM-01	429-LT2	470	LT38DC	LT47	LTC38	LT38	LQA-1038	-
3402DC	LT201	LMM-11	LMM-11	430-LT2	471	LT50DC	LT27	LTC50	LT50	LQA-1050	-
3403DC	LT202	LMM-21	LMM-21	431-LT2	472	LT75DC	LT28	LTC75	LT75	LQA-1075	-
3404DC	LT203	LMM-31	LMM-31	432-LT2	473	LT100DC	LT29	LTC100	LT100	LQA-1100	-
3405DC	LT204	LMM-41	LMM-41	433-LT2	474	LT125DC	LT30	LTC125	LT125	LQA-1125	-
3406DC	LT205	LMM-51	LMM-51	434-LT2	475	LT150DC	LT31	LTC150	LT150	LQA-1150	-
3408DC	LT206	LMM-61	LMM-61	435-LT2	476	LT200DC	LT32	LTC200	LT200	LQA-1200	-
3410DC	LT207	LMM-71	LMM-71	436-LT2	-	LT250DC	LT33	LTC250B	LT250	LQA-1250-I	LT-250
3412DC	LT208	LMM-81	LMM-81	437-LT2	-	LT300DC	LT34	LTC300B	LT300	LQA-1300I	LT-300
3416DC	LT210	LMM-91	LMM-91	439-LT2	-	LT400DC	LT61	LTC400B	LT400	LQA-1400I	LT-400
3511DC	LT2800	LMM-02	LMM-02	429-LT12	470i	LTB38DC	LT47T	LTC38B	LT38A	LQA-1038-I	LTI-38
3512DC	LT2801	LMM-12	LMM-12	430-LT12	471i	LTB50DC	LT27T	LTC50B	LT50A	LQA-1050-I	LTI-50
3513DC	LT2802	LMM-22	LMM-22	431-LT12	472i	LTB75DC	LT28T	LTC75B	LT75A	LQA-1075-I	LTI-75
3514DC	LT2803	LMM-32	LMM-32	432-LT12	473i	LTB100DC	LT29T	LTC100B	LT100A	LQA-1100-I	LTI-100
3515DC	-	LMM-42	LMM-42	433-LT12	474i	LTB125DC	LT30T	LTC125B	LT125A	LQA-1125-I	LTI-125
3516DC	-	LMM-52	LMM-52	434-LT12	475i	LTB150DC	LT31T	LTC150B	LT150A	LQA-1150-I	LTI-150
3518DC	-	LMM-62	LMM-62	435-LT12	476i	LTB200DC	LT32T	LTC200B	LT200A	LQA-1200-I	LTI-200
3520DC	-	LMM-72	LMM-72	436-LT12	477	LT25090DC	LT33T	LTC250B	LT250	LQA-1250-I	LTI-250
3522DC	-	LMM-82	LMM-82	437-LT12	478	LT30090DC	LT34T	LTC300B	LT300	LQA-1300I	LTI-300
3524DC	-	LMM-86	LMM-86	438-LT12	479	LT35090DC	LT60T	LTC350B	LT350	LQA-1350I	LTI-350
3526DC	-	LMM-92	LMM-92	439-LT12	480	LT40090DC	LT61T	LTC400B	LT400	LQA-1400I	LTI-400
3421DC	LT290	LML-01	LML-01	469-LT2	490	LT3890DC	LT25	LTC2509B	LT9038	LQA-9038	LT90-38
3422DC	LT291	LML-11	LML-11	470-LT2	491	LT5090DC	LT35	LTC3009B	LT9050	LQA-9050	LT90-50
3423DC	LT292	LML-21	LML-21	471-LT2	492	LT7590DC	LT36	LTC4009B	LT9075	LQA-9075	LT90-75
3424DC	LT293	LML-31	LML-31	472-LT2	493	LT10090DC	LT37	LTC389	LT90100	LQA-9100	LT90-100
3425DC	LT294	LML-41	LML-41	473-LT2	494	LT12590DC	LT38	LTC509	LT90125	LQA-9125	LT90-125
3426DC	LT295	LML-51	LML-51	474-LT2	495	LT15090DC	LT39	LTC759	LT90150	LQA-9150	LT90-150
3428DC	LT296	LML-61	LML-61	475-LT2	496	LT20090DC	LT40	LTC1009	LT90200	LQA-9200	LT90-200
3430DC	-	LML-71	LML-71	476-LT2	-	LTB250DC	LT65	LTC1259	LT90250	LQA-9250I	LT90-250
3432DC	-	LML-81	LML-81	477-LT2	-	LTB300DC	LT66	LTC1509	LT90300	LQA-9300I	LT90-300
3436DC	-	LML-91	LML-91	479-LT2	-	LTB400DC	LT68	LTC2009	LT90400	LQA-9400I	LT90-400
3541DC	LT890	LML-02	LML-02	469-LT12	490i	LTB3890DC	LT25T	LTC389B	LT9038A	LQA-9038-I	-
3542DC	LT891	LML-12	LML-12	470-LT12	491i	LTB5090DC	LT35T	LTC509B	LT9050A	LQA-9050-I	-
3543DC	LT892	LML-22	LML-22	471-LT12	492i	LTB7590DC	LT36T	LTC759B	LT9075A	LQA-9075-I	-
3544DC	LT893	LML-32	LML-32	472-LT12	493i	LTB10090DC	LT37T	LTC1009B	LT90100A	LQA-9100-I	-
3545DC	-	LML-42	LML-42	473-LT12	494i	LTB12590DC	LT38T	LTC1259B	LT90125A	LQA-9125-I	-
3546DC	-	LML-52	LML-52	474-LT12	495i	LTB15090DC	LT39T	LTC1509B	LT90150A	LQA-9150-I	-
3548DC	-	LML-62	LML-62	475-LT12	496i	LTB20090DC	LT40T	LTC2009B	LT90200A	LQA-9200-I	-
3550DC	-	LML-72	LML-72	476-LT12	497	LTB25090DC	LT65T	LTC2509B	LT90250	LQA-9250I	LT190-250
3552DC	-	LML-82	LML-82	477-LT12	498	LTB30090DC	LT66T	LTC3009B	LT90300	LQA-9300I	LT190-300
3554DC	-	LML-86	LML-86	478-LT12	499	LTB35090DC	LT67T	LTC3509B	LT90350	LQA-9350I	LT190-350
3556DC	-	LML-92	LML-92	479-LT12	500	LTB40090DC	LT68T	LTC4009B	LT90400	LQA-9400I	LT190-400



Distributed By:



RACO[®]

A Division of Hubbell Incorporated (Delaware)

3902 West Sample St. P.O. Box 4002
South Bend, IN 46619-4002
TEL: 574-234-7151 FAX: 574-234-0625
www.hubbell-raco.com