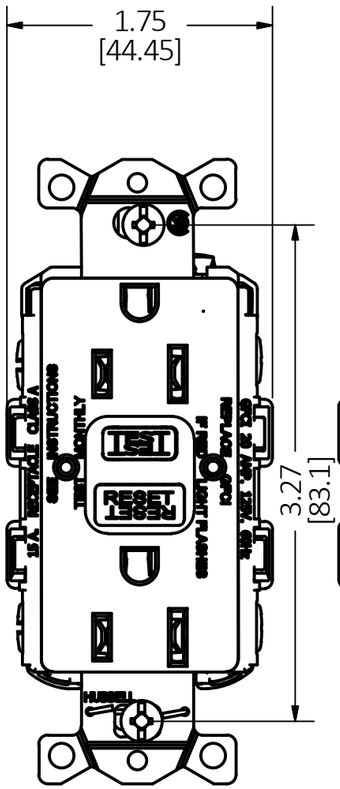

TYPICAL 15A DEVICE

(RANDOM UNIT CONFIGURATION SHOWN. SEE BOM FOR UNIT DETAIL AND VARIATIONS)

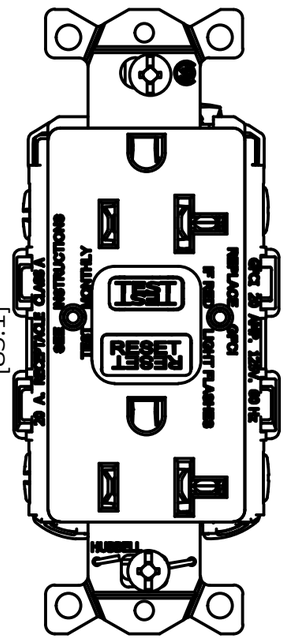

TYPICAL 20A DEVICE

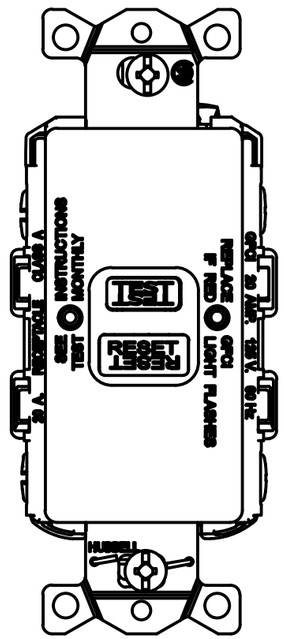

TYPICAL BLANK FACE DEVICE

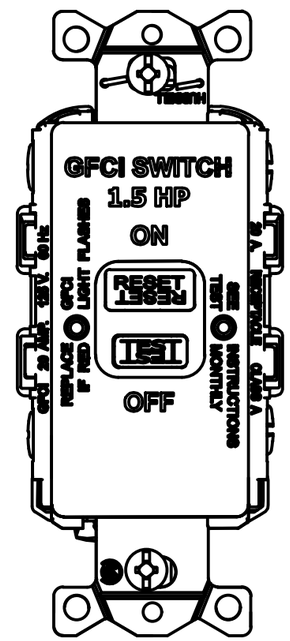

TYPICAL 20A DEVICE BLANK FACE SWITCH 1.5 HP SHOWN AT 180° TO VIEW FACE TEXT

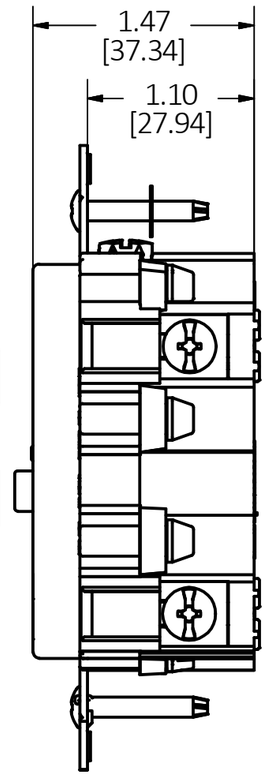

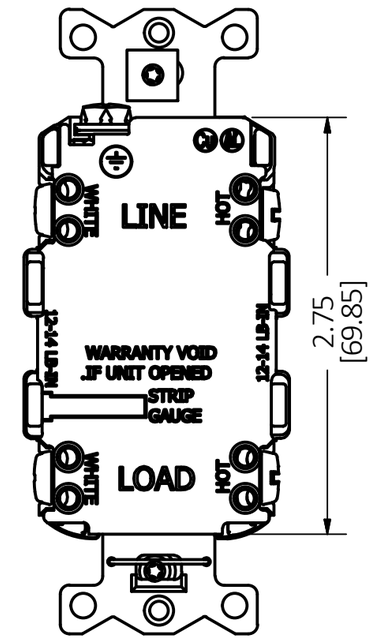

BACK MARKINGS TYPICAL

GFCI COMMERCIAL SELF TEST STANDARD NON-TR / TR / BF									
CONFIGURATION	BROWN	IVORY	WHITE	GRAY	BLACK	RED	ALMOND	LT. ALMOND	RATING
15A TR	GFTRST15	GFTRST15I	GFTRST15W	GFTRST15GY	GFTRST15BK	GFTRST15R	GFTRST15AL	GFTRST15LA	15A, 125V
20A TR	GFTRST20	GFTRST20I	GFTRST20W	GFTRST20GY	GFTRST20BK	GFTRST20R	GFTRST20AL	GFTRST20LA	20A, 125V
15A NON-TR	GFRST15	GFRST15I	GFRST15W	GFRST15GY	GFRST15BK	GFRST15R	GFRST15AL	GFRST15LA	15A, 125V
20A NON-TR	GFRST20	GFRST20I	GFRST20W	GFRST20GY	GFRST20BK	GFRST20R	GFRST20AL	GFRST20LA	20A, 125V
BLANK FACE	GFBFST20	GFBFST20I	GFBFST20W	GFBFST20GY	GFBFST20BK	GFBFST20R	GFBFST20AL	GFBFST20LA	20A, 125V
BLANK FACE 1.5 HP	GFBFHP20	GFBFHP20I	GFBFHP20W	GFBFHP20GY	GFBFHP20BK	GFBFHP20R	GFBFHP20AL	GFBFHP20LA	20A, 125V

CAGE CODE 74545

LIST OF PARTS

DESCRIPTION	MATERIAL	FINISH
FACE	ZYTEL 101F	
BRIDGE	STEEL	
CONTACTS	BRASS	
CLAMP PLATES	BRASS	
BASE	ZYTEL 101F	
MOUNTING SCREWS	STEEL	
BINDING SCREWS	STEEL	

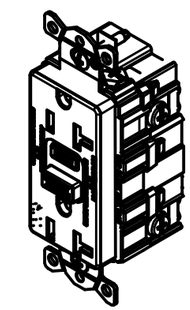

REV	DESCRIPTION	APP	DATE
5	ADDED ISO VIEW TO DRAWING PER DCN 23357	TFB	09-25-2017
4	ADDED GFCI BLANK FACE SWITCH 1.5 HP VIEW AND CATALOG NUMBERS FOR THIS DEVICE TO TABLE CHART PER DCN 21621	TFB	06-30-2016
3	REDRAWN IN INVENTOR. ADDED BLANK FACE VIEW PER DCN 21981	DJR	03-09-2016
2	UPDATED MATERIALS PER DCN 21241	KP	05-25-15
1	INITIAL RELEASE PER DCN 20675	TFH	9-02-2014

THE DESIGN AND DIMENSIONS OF THE PRODUCT SHOWN ON THIS DRAWING ARE SUBJECT TO CHANGE WITHOUT NOTICE. DIMENSIONS ARE IN INCHES [mm].

TITLE

CUSTOMER DWG. GFCI COMM. ST NON-TR / TR / BF

WIRING DEVICE-KELLEMS
HUBBELL INCORPORATED
SHELTON, CT

TOLERANCES UNLESS OTHERWISE SPECIFIED
.XX = ± .01
.XXX= ± .005
ANGLE TOL. ±2'

DR. BY	DJR	SCALE	1 : 1
CHK. BY	KP	DATE	9-02-14

DIMENSION SHEET FOR CAT. NO.
SEE TABLE

B

M-12694

5