




FITTINGS EY SERIES

SEALING FITTINGS



UL LISTED E10514
SP Certified LR11716

FEATURES-SPECIFICATIONS

Features

EY Series

- Large opening for easy packing of fiber dam and pouring of compound
- Integral bushings in conduit hubs to protect conductor insulation from damage
- NPT tapped hubs to ensure ground continuity
- Design provides minimum turning radius
- 25% conductor fill
- EY-T style supplied with removeable close nipples

EYD Series

- Threaded for Rigid Conduit or IMC
- Tapered threads (NPT)
- Simple to install. Internal drainage path provides a visual means to ensure that the compound chamber is properly filled. No need to use hoses and wires
- Large cover openings for easy packing of fiber dam on ½" through 1" sizes

- Temporary plastic sleeve protects thread for drain/breather from contamination when pouring compound
- Unique design enables installation of drain/breather right after compound is poured – no waiting
- Provides continuous water drain path while allowing conduit run to breathe, in compliance with the NEC
- Includes Drain Breather Fitting KDB-375

ENY40/EYD40 series

- A 40% wire fill capacity
- Large openings with threaded closures to provide easy access to conduit hubs for making dams
- Integral bushing in conduit hubs to protect conductor insulation from damage
- NPT threaded hubs to ensure ground continuity
- Minimum turning radius

Materials

Copper-free Aluminum (less than ¼ of 1%)

- Electrostatically applied powder coating

Duraloy Iron

- Tri-Coat Finish of electrozinc, chromate sealant, and electrostatically applied powder coating



SEALING FITTINGS



ENY-3
(For Vertical or Horizontal Conduit)



ENY-3-T with Nipple



EYS-3
(For Vertical or Horizontal Conduit)



EYS-3-T with Nipple

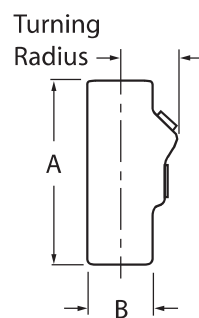
ENY-1, 2, 3, 4, 5 (KQS - SC) ENY-6 (SC ONLY)
Class I, Div. 1 & 2, Groups A, B, C, D
Class I, Zone 1, Groups IIC, IIB, IIA
Class II, Div. 1 & 2, Groups E, F, G
Class III
 EYS-1, 2 (KQS-SC) EYS-3, 4, 5, 6, 7, 8 (SC)
Class I, Div. 1 & 2, Groups C, D
Class I, Zone 1, Groups IIB, IIA
Class II, Div. 1 & 2, Groups E, F, G
Class III
 EYS-9, 0 (SC)
Class I, Div. 1 & 2, Groups C, D
Class I, Zone 1, Groups IIB, IIA
Class II, Div. 1 & 2, Groups E, F, G
Class III

ENY SEALING FITTINGS						ENY WITH NIPPLE	
HUB SIZE	CATALOG NUMBER		DIMENSIONS		TURNING RADIUS	CATALOG NUMBER	
	KILLARK ALUMINUM	DURALOY IRON	A	B		KILLARK ALUMINUM	DURALOY IRON
1/2"	ENY-1	ENY-1M	4-1/16" (103)	1-9/32" (33)	1-3/32"(30)	ENY-1-T	ENY-1TM
3/4"	ENY-2	ENY-2M	4-3/16" (106)	1-1/2" (38)	1-9/32"(33)	ENY-2-T	ENY-2TM
1"	ENY-3	ENY-3M	5" (127)	1-3/4" (45)	1-13/32"(36)	ENY-3-T	ENY-3TM
1-1/4"	ENY-4	ENY-4M	5-3/8" (137)	2-3/16" (56)	1-25/32"(45)	ENY-4-T	ENY-4TM
1-1/2"	ENY-5	ENY-5M	5-11/16" (144)	2-3/8" (60)	1-29/32"(48)	ENY-5-T	ENY-5TM
2"	ENY-6	ENY-6M	6-3/8" (162)	2-3/8" (60)	2-5/16"(59)	ENY-6-T	ENY-6TM

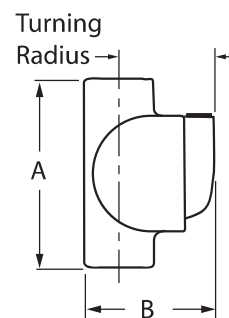
LARGE SIZES COMING SOON

EYS SEALING FITTINGS						EYS WITH NIPPLE	
HUB SIZE	CATALOG NUMBER		DIMENSIONS		TURNING RADIUS	CATALOG NUMBER	
	KILLARK ALUMINUM	DURALOY IRON	A	B		KILLARK ALUMINUM	DURALOY IRON
1/2"	EYS-1	—	2-15/16"(75)	1-13/16"(46)	1-3/16"(30)	EYS-1-T	—
3/4"	EYS-2	—	4-1/16"(103)	2-1/16"(52)	1-9/32"(33)	EYS-2-T	—
1"	EYS-3	—	4-25/32"(121)	2-11/32"(60)	1-13/32"(36)	EYS-3-T	—
1-1/4"	EYS-4	—	5-3/8"(137)	3"(76)	1-25/32"(45)	EYS-4-T	—
1-1/2"	EYS-5	—	5-11/16"(144)	3-1/4"(83)	1-29/32"(48)	EYS-5-T	—
2"	EYS-6	—	6-3/8"(162)	3-15/16"(100)	2-5/16"(59)	EYS-6-T	—
2-1/2"	EYS-7	EYS-7M	7-5/8"(194)	4-1/2"(114)	4-1/8"(105)	EYS-7-T	EYS-7TM
3"	EYS-8	EYS-8M	7-5/8"(194)	4-1/2"(114)	4-3/8"(111)	EYS-8-T	EYS-8TM
3-1/2"	EYS-9	EYS-9M	7-1/8"(181)	5-3/16"(132)	4-3/4"(121)	EYS-9-T	EYS-9TM
4"	EYS-0	EYS-0M	7-1/8"(181)	5-3/16"(132)	4-3/4"(121)	EYS-0-T	EYS-0TM

DIMENSIONS



ENY Series



EYS Series



FITTINGS

EY/EYD SERIES

SEALING FITTING

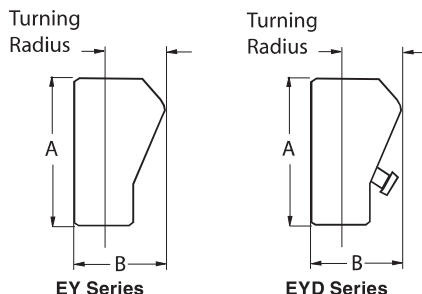


EY-50, 75, 100 EYD-50, 75, 100 (KQS-SC)
 Class I, Div. 1 & 2, Groups A, B, C, D
 Class I, Zone 1, Groups IIC, IIB, IIA
 Class II, Div. 1 & 2, Groups E, F, G
 Class III
 EY-4, 5, 6, 7 EYD-4, 5, 6, 7 (SC)
 Class I, Div. 1 & 2, Groups C, D
 Class I, Zone 1, Groups IIB, IIA
 Class II, Div. 1 & 2, Groups E, F, G
 Class III
 EY-9,0 EYD-9,0 (SC)
 Class I, Div. 1 & 2, Group D
 Class I, Zone 1, Groups IIB, IIA
 Class II, Div. 1 & 2, Groups E, F, G
 Class III

EY SEALING FITTINGS						EY WITH NIPPLE	
HUB SIZE	CATALOG NUMBER		DIMENSIONS		TURNING RADIUS	CATALOG NUMBER	
	KILLARK ALUMINUM	DURALOY IRON	A	B		KILLARK ALUMINUM	DURALOY IRON
1/2"	EY-50	EY-50M	3-5/16"(84)	1-1/8"(29)	1-11/16"(37)	EY-50-T	EY-50TM
3/4"	EY-75	EY-75M	3-11/16"(94)	1-5/16"(33)	2"(51)	EY-75-T	EY-75TM
1"	EY-100	EY-100M	4-3/8"(111)	1-5/8"(41)	2-7/16"(62)	EY-100-T	EY-100TM
1-1/4"	EY-4	EY-4M	5-1/8"(130)	3-7/8"(98)	2-7/8"(73)	EY-4-T	EY-4TM
1-1/2"	EY-5	EY-5M	5-1/8"(130)	4-5/8"(117)	3-7/16"(87)	EY-5-T	EY-5TM
2"	EY-6	EY-6M	5-1/8"(230)	5-11/16"(144)	4-1/4"(108)	EY-6-T	EY-6TM
2-1/2"	EY-7	EY-7M	7"(178)	6-5/16"(160)	4-5/8"(117)	EY-7-T	EY-7TM
3"	EY-8	EY-8M	7"(178)	6-5/16"(160)	4-5/8"(117)	EY-8-T	EY-8TM
3-1/2"	EY-9	EY-9M	8-3/4"(222)	7-1/8"(181)	5-3/8"(138)	EY-9-T	EY-9TM
4"	EY-0	EY-0M	8-3/4"(222)	7-1/8"(181)	5-3/8"(138)	EY-0-T	EY-0TM

EYD SEALING FITTINGS						EYD WITH NIPPLE	
HUB SIZE	CATALOG NUMBER		DIMENSIONS		TURNING RADIUS	CATALOG NUMBER	
	KILLARK ALUMINUM	DURALOY IRON	A	B		KILLARK ALUMINUM	DURALOY IRON
1/2"	EYD-50	EYD-50M	3-1/2"(89)	1-1/8"(29)	1-5/8"(41)	EYD-50T	EYD-50TM
3/4"	EYD-75	EYD-75M	3-3/4"(95)	1-3/8"(35)	1-3/4"(45)	EYD-75T	EYD-75TM
1"	EYD-100	EYD-100M	4-3/8"(111)	1-3/4"(45)	2-1/8"(54)	EYD-100T	EYD-100TM
1-1/4"	EYD-4	EYD-4M	5-1/8"(130)	3-7/8"(98)	2-7/8"(73)	EYD-4-T	EYD-4TM
1-1/2"	EYD-5	EYD-5M	5-1/8"(130)	4-5/8"(117)	3-7/16"(87)	EYD-5-T	EYD-5TM
2"	EYD-6	EYD-6M	5-1/8"(130)	5-11/16"(144)	4-1/4"(108)	EYD-6-T	EYD-6TM
2-1/2"	EYD-7	EYD-7M	7"(178)	6-5/16"(160)	4-5/8"(117)	EYD-7-T	EYD-7TM
3"	EYD-8	EYD-8M	7"(178)	6-5/16"(160)	4-5/8"(117)	EYD-8-T	EYD-8TM
3-1/2"	EYD-9	EYD-9M	8-3/4"(122)	7-1/8"(181)	5-3/8"(137)	EYD-9-T	EYD-9TM
4"	EYD-0	EYD-0M	8-3/4"(122)	7-1/8"(181)	5-3/8"(137)	EYD-0-T	EYD-0TM

DIMENSIONS



ENY40/EYD40 SERIES



40% FILL SEALING FITTINGS



ENY



EYD

EYD, ENY40-1, 2, 3, 4, 5
 Class I, Div. 1 & 2, Groups B, C, D
 Class I, Zone 1, Groups IIB+H2, IIA
 Class II, Div. 1 & 2, Groups E, F, G
 Class III

ENY40 40% VERTICAL AND/OR HORIZONTAL CONDUIT SEALING FITTINGS

HUB SIZE	CATALOG NUMBER		DIMENSIONS		TURNING RADIUS*	REQUIRED SEALING COMPOUND & PACKING FIBER OZ.	PER HUB (PF)
	KILLARK ALUMINUM	DURALOY IRON	A	B			
1/2"	ENY40-1	ENY40-1M	4-1/16"(103)	2-1/16"(52)	1-9/32"(33)	2	0.06
3/4"	ENY40-2	ENY40-2M	4-25/32"(121)	2-11/32"(60)	1-13/32"(36)	4	0.12
1"	ENY40-3	ENY40-3M	5-3/8"(137)	3"(76)	1-25/32"(45)	7	0.26
1-1/4"	ENY40-4	ENY40-4M	5-11/16"(144)	3-1/4"(83)	1-29/32"(48)	13	1.00
1-1/2"	ENY40-5	ENY40-5M	6-3/8"(162)	3-15/16"(100)	2-5/16"(59)	22	2.00
2"	ENY40-6	ENY40-6M	7-5/8"(194)	4-1/2"(114)	4-1/8"(105)	36	3.00
2-1/2"	ENY40-7	ENY40-7M	7-5/8"(194)	4-1/2"(114)	4-3/8"(111)	61	3.56
3"	ENY40-8	ENY40-8M	7-1/8"(181)	5-3/16"(132)	4-3/4"(121)	89	6.00
3-1/2"	ENY40-9	ENY40-9M	7-1/8"(181)	5-3/16"(132)	4-3/4"(121)	114	7.00
4"	ENY40-0	ENY40-0M	11-1/16"(281)	6-1/2"(165)	4-1/4"(108)	202	9.60

EYD40 40% VERTICAL CONDUIT DRAIN SEALING FITTINGS

HUB SIZE	CATALOG NUMBER		DIMENSIONS		TURNING RADIUS*	REQUIRED SEALING COMPOUND & PACKING FIBER OZ.	PER HUB (PF)
	KILLARK ALUMINUM	DURALOY IRON	A	B			
1/2"	EYD40-1	EYD40-1M	3-3/4"(95)	1-3/8"(35)	1-3/4"(45)	2	0.03
3/4"	EYD40-2	EYD40-2M	4-3/8"(111)	1-3/4"(45)	2-1/8"(54)	4	0.06
1"	EYD40-3	EYD40-3M	5-1/8"(130)	3-7/8"(98)	2-7/8"(73)	7	0.13
1-1/4"	EYD40-4	EYD40-4M	5-1/8"(130)	4-5/8"(117)	3-7/16"(87)	13	0.50
1-1/2"	EYD40-5	EYD40-5M	5-1/8"(130)	5-11/16"(144)	4-1/4"(108)	22	1.00
2"	EYD40-6	EYD40-6M	7"(178)	6-5/16"(160)	4-5/8"(117)	36	1.50
2-1/2"	EYD40-7	EYD40-7M	7"(178)	6-5/16"(160)	4-5/8"(117)	61	1.75
3"	EYD40-8	EYD40-8M	8-3/4"(122)	7-1/8"(181)	5-3/8"(137)	89	3.00
3-1/2"	EYD40-9	EYD40-9M	8-3/4"(122)	7-1/8"(181)	5-3/8"(137)	114	3.50
4"	EYD40-0	EYD40-0M	11-1/16"(281)	6-1/2"(165)	4-1/4"(108)	202	4.50

* Turning radius with cover plug removed.

