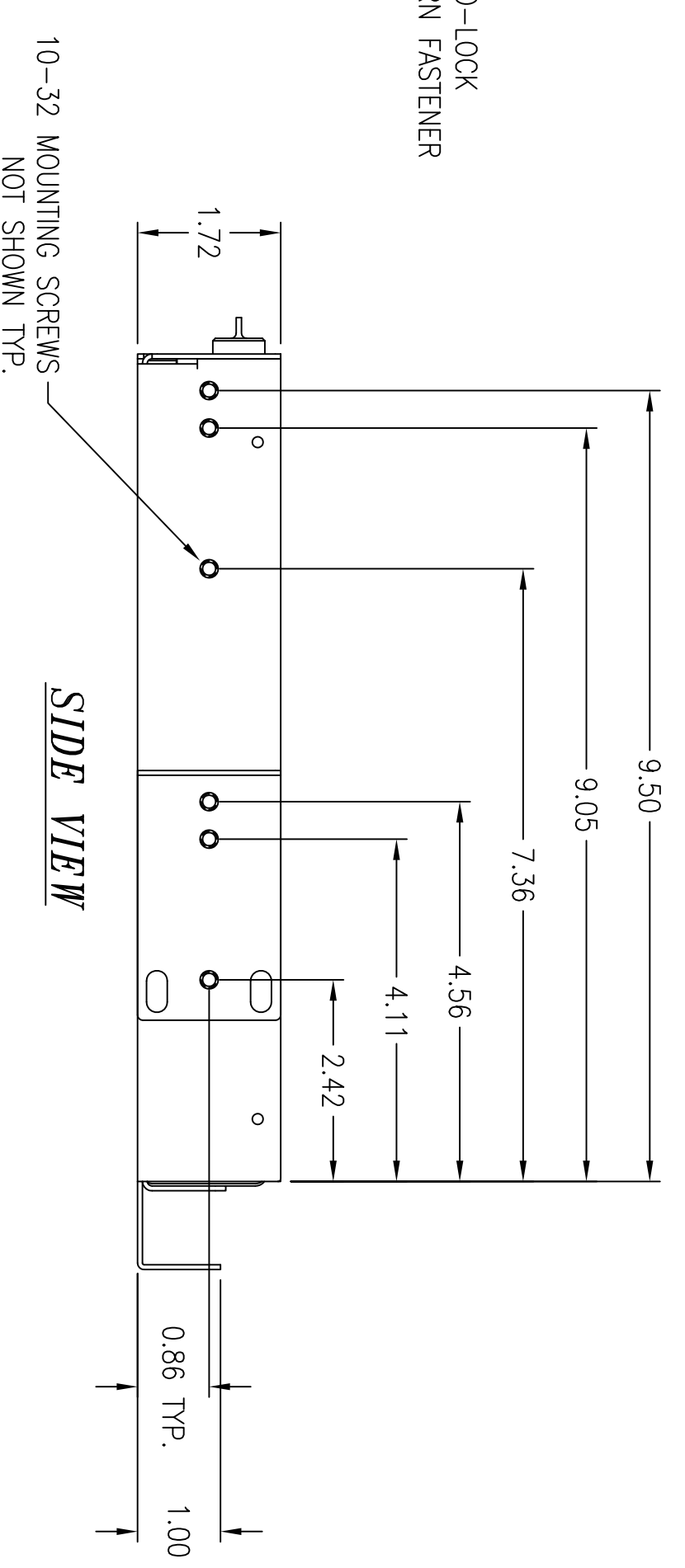
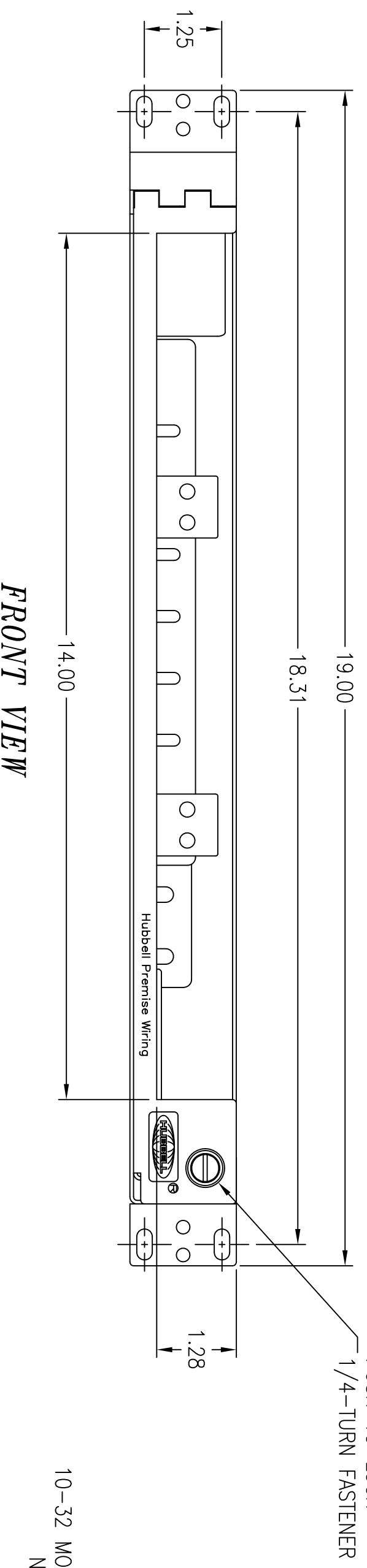
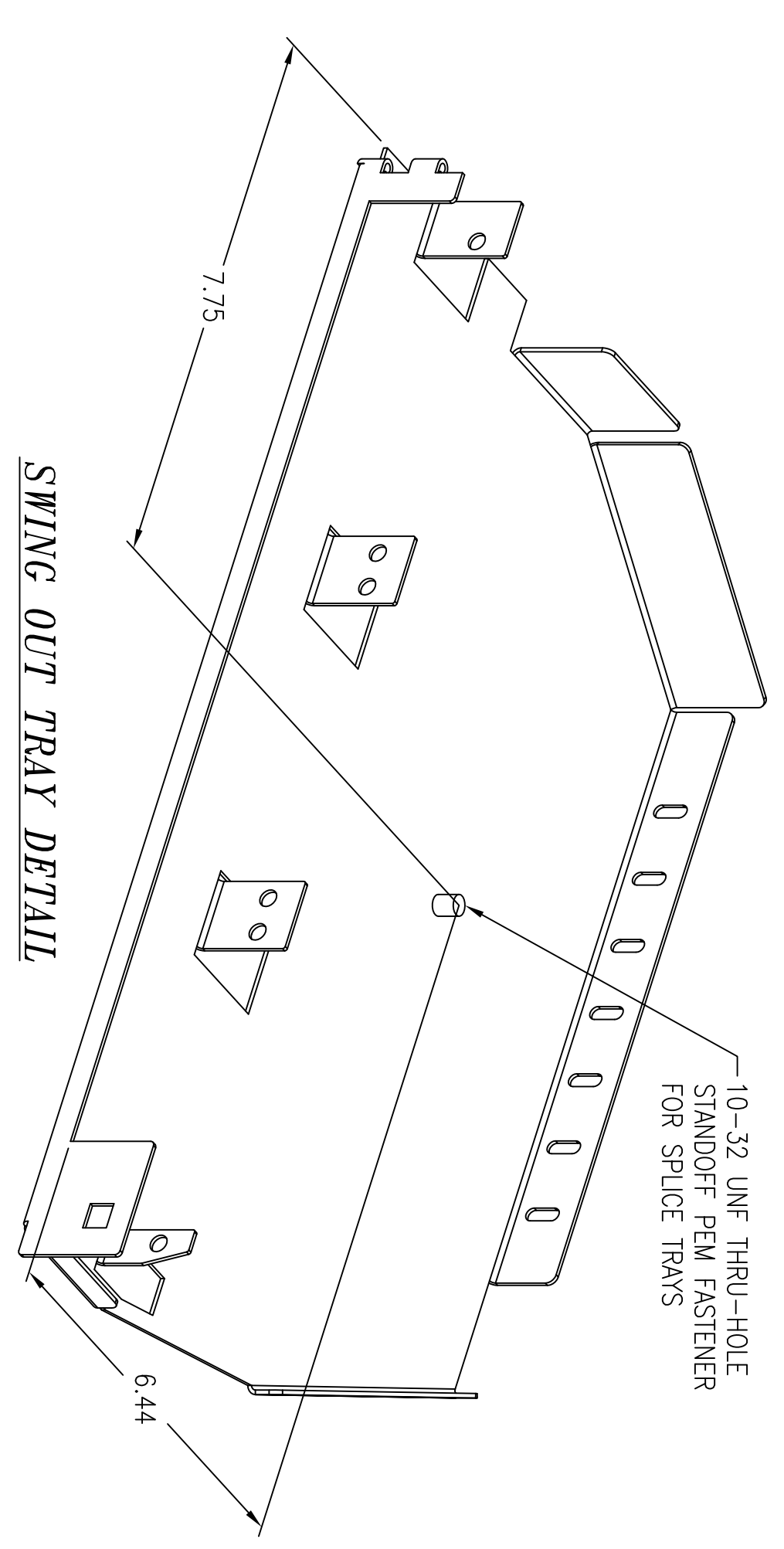
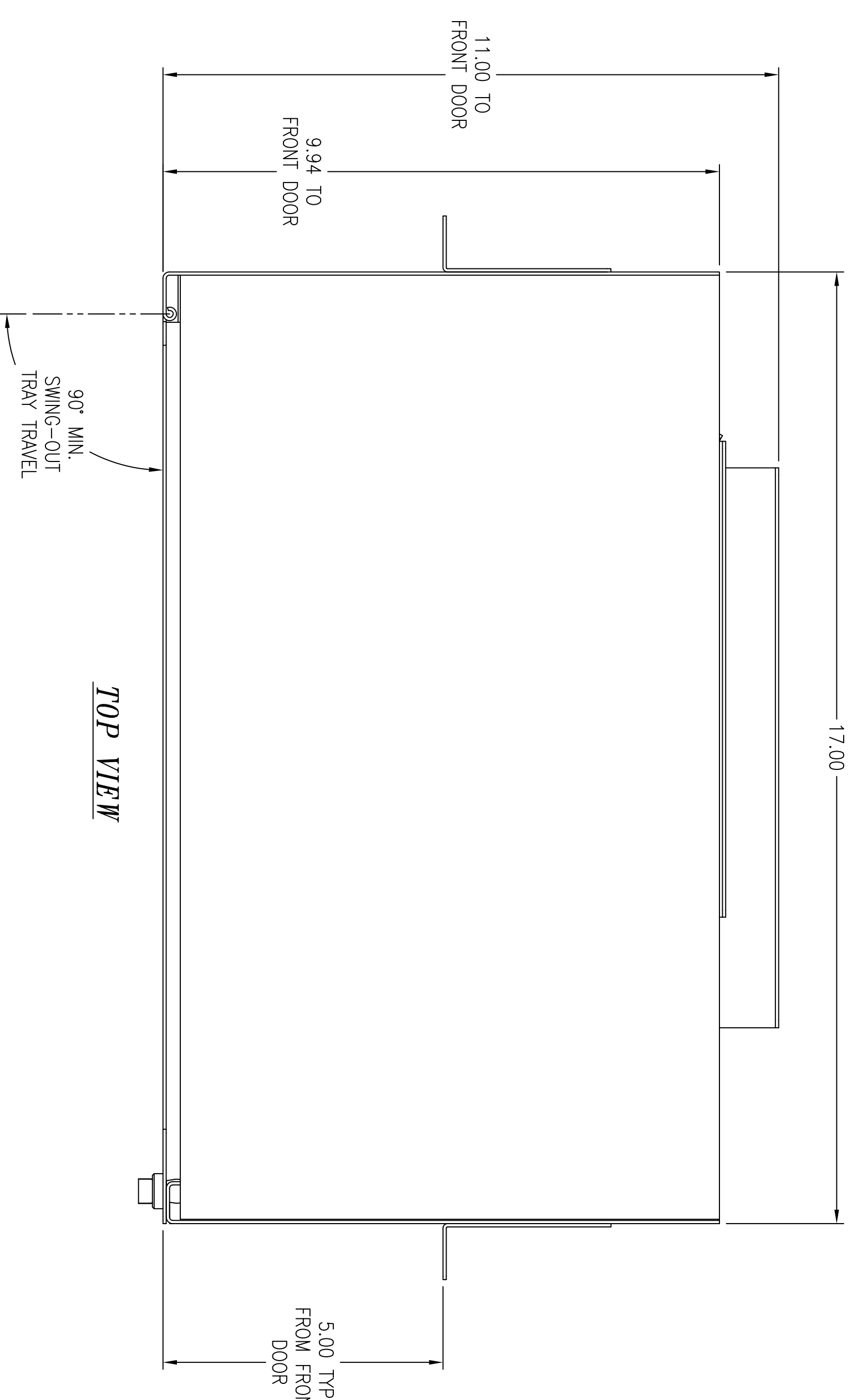
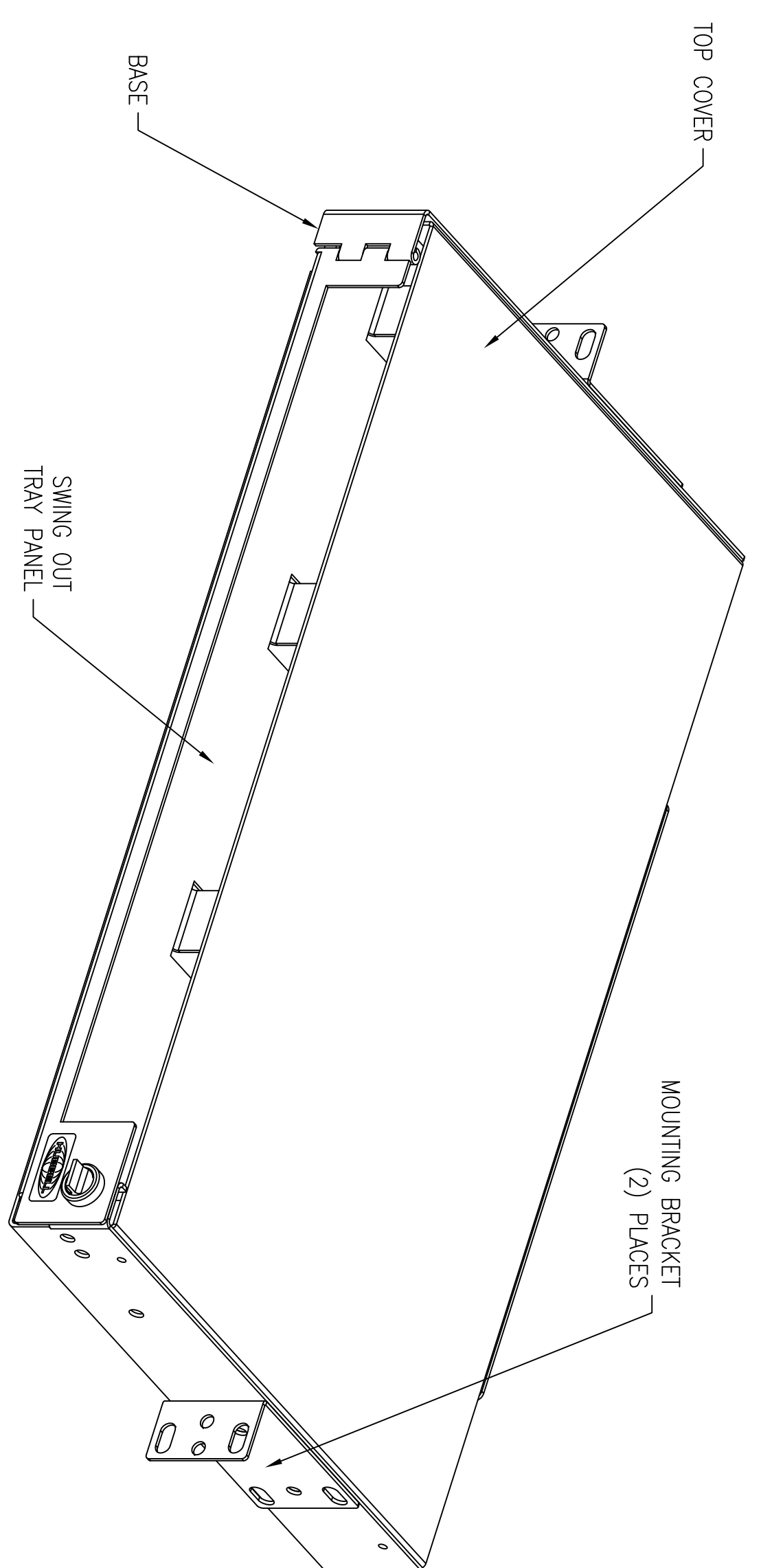
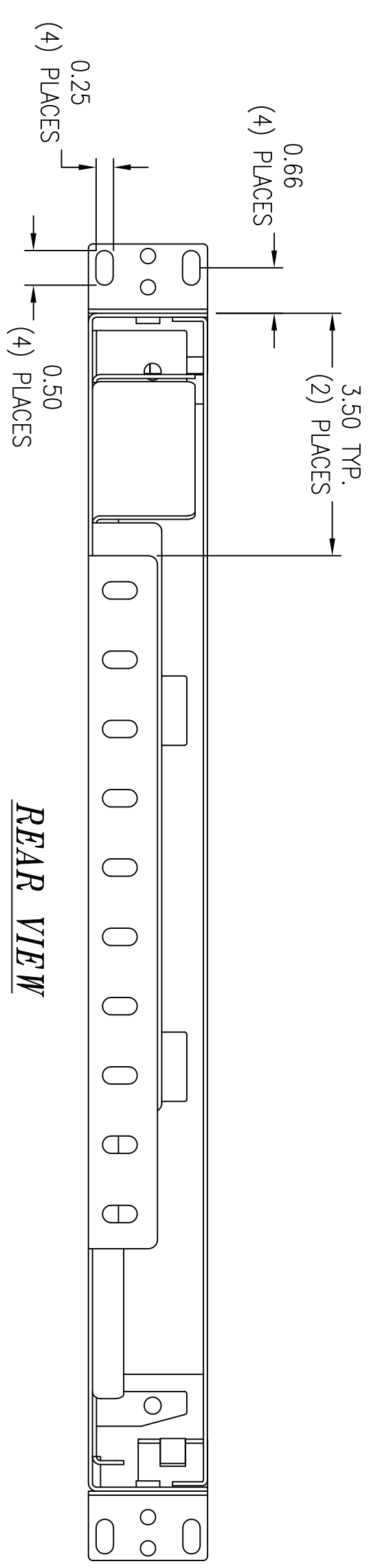


ITEM NO.	DESCRIPTION	QTY.
1	WIRE TIE, 0.19 WD. x 10" LG. x 0.05 THK.	8
2	SCREW, 12-24 x 1/2 PHCS	4
3	ADHESIVE BACKED CABLE CLIPS	4
4	LABEL, DANGER	1
5	LABEL, 18-PORT GRID	3
6	STUD, SPLICE TRAY, 10-32 x 1" SS	1
7	WING NUT, 10-32	1
8	KNOB, PUSH-TO-LOCK 1/4 TURN FSTNR	1
9	RECEPTICAL, PUSH-TO-LOCK 1/4 TURN FSTNR	1
10	INSTRUCTION SHEET	1
11	MOUNTING BRACKET, 19" & 23"	1
12	SCREW, 10-32 x 1/4 PHCS	4



NOTES:

FPR 1U, 3 ADAPTER PANEL FEATURES:

1. SWING OUT TRAY FOR EASY ADAPTER PANEL INSTALLATION AND CONNECTION.

2. MOUNTING BRACKETS FOR 19" & 23" UNIVERSAL SPACING.

3. BASE, TRAY PANEL, AND COVER: CRS 16 GA.

4. 19"/23" MOUNTING BRACKET: CRS 13 GA.

5. FINISH: ALL SHEET METAL ITEMS ARE BLACK ELECTROSTATICALLY POWDER COATED.

△ PRODUCT IS TRADE AGREEMENT ACT COMPLIANT.

REV.	ECN	DATE	DESCRIPTION	CHK BY	APPD BY
B	17026	2/25/11	ADDED GSA COMPLIANT CATALOG #	CG	

Created on AUTOCAD

**HUBBELL**  
Hubbell Premise Wiring  
HUBBELL INCORPORATED (Delaware)  
14 Lord's Hill Road, Stonington, Connecticut 06378

PROJECT REFERENCE:  
MATERIAL:  
DRAWN BY: P.S. MAQUIRE 09/18/01  
CHECKED BY:  
APPROVED BY:

TITLE:  
ASSY, FPR 1U 6-PK  
18-PORT ENCLOSURE

SIZE: DRAWING NO. 11094C  
SCALE: 1/2 SHEET 1 OF 1

REVISION: B

IN ACCEPTING OUR DRAWINGS, BLUEPRINTS, OR SUPPORTING DOCUMENTATION FOR QUOTATION OR OTHER PURPOSES, YOU AGREE NOT TO DISCLOSE TO OTHERS THE DESIGN OR INVENTION RIGHTS DESIGNATIONS SHOWN HEREIN, AND THAT YOU WILL MAKE NO USE OF SAME WITHOUT PERMISSION.

DIMENSIONING AND TOLERANCE PER UNLESS OTHERWISE SPECIFIED, DIMENSIONS ARE IN INCHES (MM).  
TOLERANCES:  
.XX = ±.01 (25)  
.XXX = ±.005 (127)  
.XXXX = ±.002 (100.5)  
XXX ANGLE TO 1.00(25)

CATALOG NUMBER	DESCRIPTION
FPR3SP	ASSY, FPR 1U 6-PK 18-PORT ENCLOSURE
FPR3PSSA	ASSY, FPR 1U 6-PK 18-PORT ENCLOSURE, GSA