Product data sheet

Specifications

Panelboard interior, NF, main lugs, 125A, Cu bus, 18 pole spaces, 3 phase, 4 wire, 600Y/347VAC max

NF418L1C

Product availability: Stock - Normally stocked in distribution facility

Main

Panelboard Type	Main lugs
Branch Circuit Breaker Type	EDB/EDG/EDJ
Busbar Material	Copper

Complementary

Number of spaces	18
Enclosure Nominal Height	38 in (965.2 mm) 26 in (660.4 mm)
Enclosure Nominal Width	20 in (508 mm)
Enclosure Nominal Depth	5.75 in (146.05 mm) NEMA 1 6.5 in (165.1 mm) NEMA 3R/5/12
Line Rated Current	125 A
[Iu] rated interrupted current	65 kA
Number of Phases	3 phase 4 wires
Voltage Rating	600Y/347 V AC
Connections - terminals	Lug line AWG 6...AWG 2/0 aluminium/copper Lug neutral AWG 6...AWG 2/0 aluminium
Tightening torque	40.005…50.007 lbf.in (4.52…5.65 N.m) 0.02…0.10 in² (13.30…67.43 mm²) (AWG 6...AWG 2/0) 100 lbf.in (11.3 N.m) 0.02…0.10 in² (13.30…67.43 mm²) (AWG 6...AWG 2/0) 274.99 lbf.in (31.07 N.m) 0.02…0.3 in² (13.30…177.3 mm²) (AWG 6...350 kcmil) 274.99 lbf.in (31.07 N.m) 0.02…0.2 in² (13.30…126.7 mm²) (AWG 6...250 kcmil) 274.99 lbf.in (31.07 N.m) 0.2…0.2 in² (107.2…152 mm²) (AWG 4...300 kcmil)
Height	21 in (533.4 mm)
Width	10.44 in (265.18 mm)

Environment

Standards	UL 67 CSA C22.2

Ordering and shipping details

Category	US1PE1A08350
Discount Schedule	PE1A
GTIN	785901871293
Returnability	Yes
Country of origin	MX

Price is “List Price” and may be subject to a trade discount – check with your local distributor or retailer for actual price.

Disclaimer: This documentation is not intended as a substitute for and is not to be used for determining suitability or reliability of these products for specific user applications

Packing Units

Unit Type of Package 1	PCE
Nbr. of units in pkg.	1
Package 1 Height	6.4 in (16.3 cm)
Package 1 Width	13.8 in (35.1 cm)
Package 1 Length	26.5 in (67.3 cm)
Package weight(Lbs)	16.14 lb(US) (7.32 kg)
Unit Type of Package 2	PAL
Number of Units in Package 2	15
Package 2 Height	35.50 in (90.17 cm)
Package 2 Width	40.0 in (101.6 cm)
Package 2 Length	48.00 in (121.92 cm)
Package 2 Weight	228.205 lb(US) (103.512 kg)

Contractual warranty

Warranty	18 months

Environmental Data

Schneider Electric aims to achieve Net Zero status by 2050 through supply chain partnerships, lower impact materials, and circularity via our ongoing “Use Better, Use Longer, Use Again” campaign to extend product lifetimes and recyclability.

Environmental Data explained

How we assess product sustainability

Environmental footprint

Carbon footprint (kg CO2 eq, Total Life cycle)	128
Environmental Disclosure	Product Environmental Profile

Use Better

Materials and Substances

Packaging made with recycled cardboard	Yes
Packaging without single use plastic	No
EU RoHS Directive	Compliant
REACh Regulation	REACh Declaration
California proposition 65	WARNING: This product can expose you to chemicals including: Nickel compounds, which is known to the State of California to cause cancer, and Bisphenol A (BPA), which is known to the State of California to cause birth defects or other reproductive harm. For more information go to www.P65Warnings.ca.gov

Use Again

Repack and remanufacture

Recyclability potential, in %	94
Circularity Profile	No need of specific recycling operations
Take-back	No

Dimensions Drawings

Approximate Dimensions

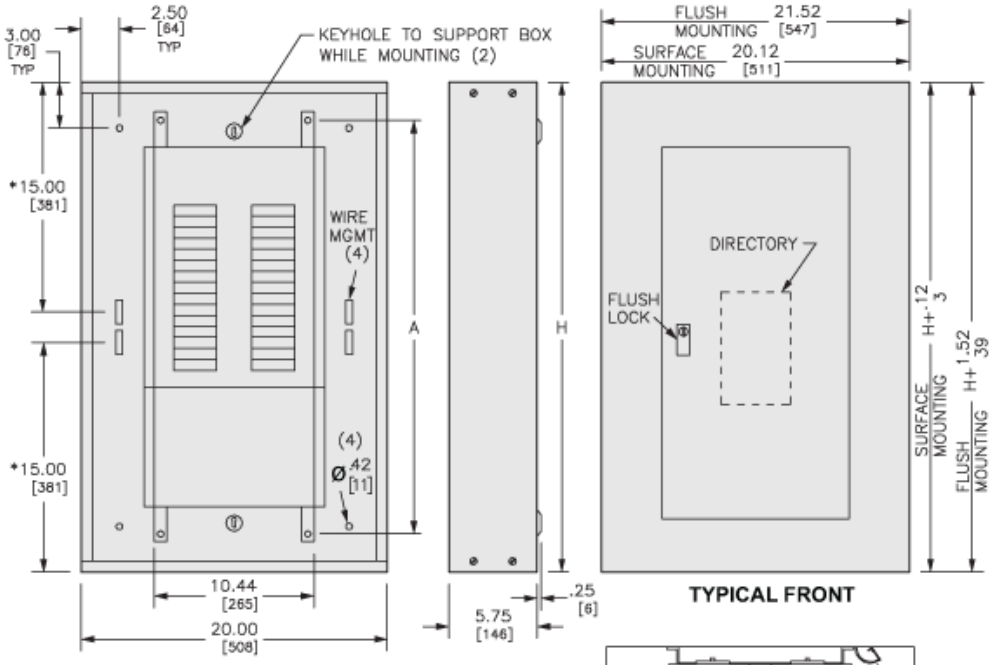

TYPICAL BOX WITH INTERIOR

TYPICAL BOX SIDE VIEW

TYPICAL FRONT

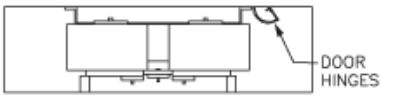

TYPICAL MOUNTING OF EDB OR ECB-G3 BREAKERS

*FOR ENCLOSURES WHERE DIMENSION "H" IS 26.00/[660], THIS DIMENSION IS 11.00/[279]

in.
[mm]

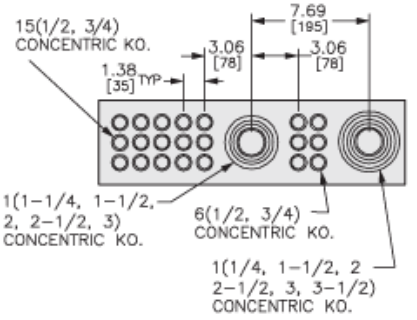

ENDWALL WITH KNOCKOUTS
(OTHER ENDWALL IS BLANK)

MAXIMUM MAIN LUG AMPERE RATING	MAXIMUM NUMBER OF CIRCUITS	H		A	
		IN	MM	IN	MM
125	18	26.00	660	21.00	533
	30	32.00	813	27.00	686
	42	38.00	965	33.00	838
	54	44.00	1118	39.00	991
250	30	38.00	965	33.00	838
	42	44.00	1118	39.00	991
	54	50.00	1270	45.00	1143
	66	62.00	1575	57.00	1448
125 WITH SUB-FEED LUGS	18	26.00	660	21.00	533
	30	32.00	813	27.00	686
	42	38.00	965	33.00	838
	54	44.00	1118	39.00	991
250 WITH SUB-FEED LUGS	30	38.00	965	33.00	838
	42	44.00	1118	39.00	991
	54	50.00	1270	45.00	1143
	66	62.00	1575	57.00	1448
125 WITH FEED-THRU LUGS	18	32.00	813	27.00	686
	30	38.00	965	33.00	838
	42	44.00	1118	39.00	991
	54	50.00	1270	45.00	1143
250 WITH FEED-THRU LUGS	30	50.00	1270	45.00	1143
	42	56.00	1422	51.00	1295
	54	62.00	1575	57.00	1448
	66	74.00	1880	69.00	1753
250 WITH SUB-FEED BREAKERS	30	56.00	1422	51.00	1295
	42	62.00	1575	57.00	1448
	54	68.00	1727	63.00	1600
	66	74.00	1880	69.00	1753