Product data sheet

Specifications

TeSys Deca, thermal overload relay, 23 to 32 A, class 10A

LRD32

Product availability: Stock - Normally stocked in distribution facility

Main

Range	TeSys TeSys Deca
Product name	TeSys LRD TeSys Deca
Product or Component Type	Differential thermal overload relay
Device short name	LRD
Relay application	Motor protection
Product Compatibility	LC1D32 LC1D25 LC1D38
Network type	AC DC
Thermal overload class	Class 10A IEC 60947-4-1
Thermal protection adjustment range	23…32 A
[Ui] rated insulation voltage	Power circuit 600 V CSA Power circuit 600 V UL Power circuit 690 V IEC 60947-4-1

Complementary

Network Frequency	0...400 Hz
Mounting support	Plate, with specific accessories Rail, with specific accessories Under contactor
Tripping threshold	1.14 +/- 0.06 Ir IEC 60947-4-1
Auxiliary contact composition	1 NO + 1 NC
[Ith] conventional free air thermal current	5 A signalling circuit
Permissible current	1.5 A 240 V AC-15 signalling circuit 0.1 A 250 V DC-13 signalling circuit
[Ue] rated operational voltage	690 V AC 0...400 Hz power circuit IEC 60947-4-1
Associated fuse rating	4 A gG for signalling circuit 4 A BS for signalling circuit
[Uimp] rated impulse withstand voltage	6 kV
Phase failure sensitivity	Tripping current 130 % of Ir on two phase, the last one at 0
Control type	Red push-button stop Blue push-button reset
Temperature compensation	-4…140 °F (-20…60 °C)

Price is “List Price” and may be subject to a trade discount – check with your local distributor or retailer for actual price.

Disclaimer: This documentation is not intended as a substitute for and is not to be used for determining suitability or reliability of these products for specific user applications

Connections - terminals	Control circuit screw clamp terminals 2 0.002…0.004 in² (1…2.5 mm²) flexible without cable end Control circuit screw clamp terminals 2 0.002…0.004 in² (1…2.5 mm²) flexible with cable end Control circuit screw clamp terminals 2 0.002…0.004 in² (1…2.5 mm²) solid Power circuit screw clamp terminals 1 0.002…0.02 in² (1.5…10 mm²) flexible without cable end Power circuit screw clamp terminals 1 0.002…0.009 in² (1…6 mm²) flexible with cable end Power circuit screw clamp terminals 1 0.002…0.02 in² (1.5…10 mm²) solid
Tightening torque	Control circuit 15.05 lbf.in (1.7 N.m) screw clamp terminals Power circuit 22.1 lbf.in (2.5 N.m) screw clamp terminals
Height	2.6 in (66 mm)
Width	1.8 in (45 mm)
Depth	2.8 in (70 mm)
Net Weight	0.273 lb(US) (0.124 kg)

Environment

Climatic withstand	IACS E10
IP degree of protection	IP20 conforming to IEC 60529
Ambient air temperature for operation	-4…140 °F (-20…60 °C) without derating IEC 60947-4-1
Ambient Air Temperature for Storage	-76…158 °F (-60…70 °C)
Flame retardance	V1 conforming to UL 94
Mechanical robustness	Vibrations6 Gn IEC 60068-2-6 Shocks15 Gn for 11 ms IEC 60068-2-7
Dielectric strength	1.89 kV 50 Hz IEC 60947-1
Standards	EN/IEC 60947-4-1 EN/IEC 60947-5-1 UL 60947-4-1 UL 60947-5-1 CSA C22.2 No 60947-4-1 CSA C22.2 No 60947-5-1 GB/T 14048.4 GB/T 14048.5 EN 50495
Product Certifications	IEC UL CSA CCC EAC BV RINA DNV-GL LROS (Lloyds register of shipping) ATEX INERIS UKCA

Ordering and shipping details

Category	US10I1222347
Discount Schedule	0I12
GTIN	3389110346855
Returnability	Yes
Country of origin	FR

Packing Units

Unit Type of Package 1	PCE
Nbr. of units in pkg.	1
Package 1 Height	2.165 in (5.500 cm)
Package 1 Width	2.795 in (7.100 cm)
Package 1 Length	3.150 in (8.000 cm)
Package weight(Lbs)	4.938 oz (140.000 g)
Unit Type of Package 2	S02
Number of Units in Package 2	24
Package 2 Height	5.906 in (15.000 cm)
Package 2 Width	11.811 in (30.000 cm)
Package 2 Length	15.748 in (40.000 cm)
Package 2 Weight	8.208 lb(US) (3.723 kg)

Contractual warranty

Warranty	18 months

Environmental Data

Schneider Electric aims to achieve Net Zero status by 2050 through supply chain partnerships, lower impact materials, and circularity via our ongoing “Use Better, Use Longer, Use Again” campaign to extend product lifetimes and recyclability.

Environmental Data explained >

How we assess product sustainability >

Environmental footprint

Carbon footprint (kg CO2 eq, Total Life cycle)	13
Environmental Disclosure	Product Environmental Profile

Use Better

Materials and Substances

Packaging made with recycled cardboard	Yes
Packaging without single use plastic	No
EU RoHS Directive	Compliant
SCIP Number	224fb0ea-2bc1-482e-b6b4-c1bdd9779659
REACh Regulation	REACh Declaration
California proposition 65	WARNING: This product can expose you to chemicals including: Antimony oxide & Antimony trioxide, which is known to the State of California to cause cancer. For more information go to www.P65Warnings.ca.gov

Use Again

Repack and remanufacture

Recyclability potential, in %	50
Circularity Profile	End of Life Information
Take-back	No
WEEE Label	The product must be disposed on European Union markets following specific waste collection and never end up in rubbish bins.

Dimensions Drawings

Approximate Dimensions

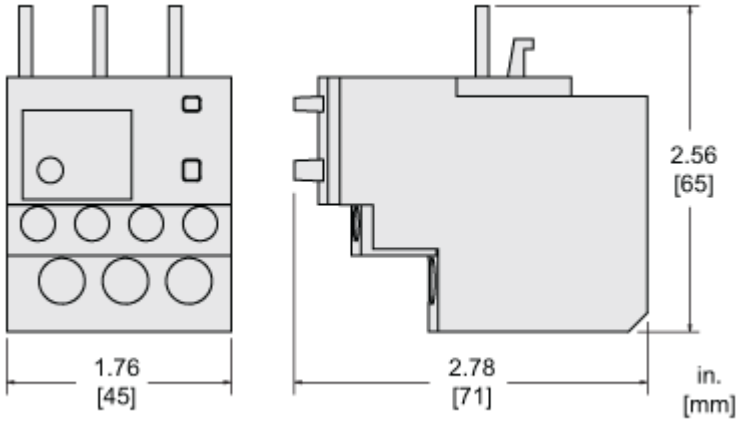

Image of product / Alternate images

Alternative


Schneider Electric
Telemecanique