# Product data sheet

Specifications

## Complete body contact assembly, Harmony XB4, single contact, with fixing collar, metal, 1 NC, compact push in terminals

ZB4BZ1025

**Product availability: Stock - Normally stocked in distribution facility**

## Main

| | |
|---|---|
| **Range of Product** | Harmony XB4 |
| **Product or Component Type** | Complete body/contact assembly |
| **Device short name** | ZB4 |
| **Fixing collar material** | Zamak |
| **Sale per indivisible quantity** | 1 |
| **Head type** | Standard |
| **Contacts type and composition** | 1 NC |
| **Contact operation** | Slow-break |
| **Contact block type** | Single |
| **Device Composition** | Body<br>Fixing collar |
| **Connections - terminals** | Push-in, <= 2 x 1.5 mm² with wire end ferrule IEC 60947-1<br>Push-in, >= 1 x 0.34 mm² without wire end ferrule IEC 60947-1 |

## Complementary

| | |
|---|---|
| **CAD overall width** | 1.8 in (46.2 mm) |
| **CAD overall height** | 1.09 in (27.6 mm) |
| **CAD overall depth** | 1.2 in (30 mm) |
| **Terminals description ISO n°1** | (11-12)NC |
| **Net Weight** | 0.095 lb(US) (0.043 kg) |
| **Contacts usage** | Standard contacts |
| **Positive opening** | With IEC 60947-5-1 appendix K |
| **Operating travel** | 0.048 in (1.217 mm) NC changing electrical state)<br>0.2 in (4.3 mm) total travel) |
| **Operating force** | 2.25 N NC changing electrical state |
| **Mechanical durability** | 10000000 cycles |
| **Contacts material** | Silver alloy (Ag/Ni) |
| **Short-circuit protection** | 10 A cartridge fuse gG IEC 60947-5-1 |
| **[Ith] conventional free air thermal current** | 10 A IEC 60947-5-1 |
| **[Ui] rated insulation voltage** | 300 V 3)IEC 60947-1 |
| **[Uimp] rated impulse withstand voltage** | 4 kV IEC 60947-1 |

Price is “List Price” and may be subject to a trade discount – check with your local distributor or retailer for actual price.

Disclaimer: This documentation is not intended as a substitute for and is not to be used for determining suitability or reliability of these products for specific user applications

| | |
|---|---|
| **[Ie] rated operational current** | 6 A 120 V, AC-15, A300 IEC 60947-5-1<br>3 A 240 V, AC-15, A300 IEC 60947-5-1<br>0.55 A 125 V, DC-13, Q300 IEC 60947-5-1<br>0.27 A 250 V, DC-13, Q300 IEC 60947-5-1 |
| **Device presentation** | Basic sub-assemblies |

## Environment

| | |
|---|---|
| **Protective treatment** | TH |
| **Ambient Air Temperature for Storage** | -40…158 °F (-40…70 °C) |
| **Ambient Air Temperature for Operation** | -40…158 °F (-40…70 °C) |
| **IP degree of protection** | IP20 IEC 60529 |
| **Standards** | IEC 60947-1<br>IEC 60947-5-1<br>IEC 60947-5-4<br>IEC 60947-5-5<br>UL 60947-1<br>UL 60947-5-1<br>UL 60947-5-5<br>UL 1059<br>UL 486E<br>CSA C22.2 No 60947-1<br>CSA C22.2 No 60947-5-1<br>CSA C22.2 No 158<br>CSA C22.2 No 65<br>IACS E10 |
| **Product Certifications** | EAC<br>IECEE CB Scheme<br>CCC<br>UL<br>CSA |
| **Vibration resistance** | 5 gn (f= 10…500 Hz) conforming to IEC 60068-2-6<br>25 mm peak to peak (f= 2…10 Hz) conforming to IEC 60068-2-6 |
| **Shock resistance** | 25 gn 6 ms) 1000 shocks on each axis IEC 60068-2-27<br>30 gn 18 ms) half sine wave acceleration IEC 60068-2-27<br>50 gn 11 ms) half sine wave acceleration IEC 60068-2-27 |

## Ordering and shipping details

| | |
|---|---|
| **Category** | US10CS222469 |
| **Discount Schedule** | 0CS2 |
| **GTIN** | 3389119037693 |
| **Returnability** | Yes |
| **Country of origin** | FR |

## Packing Units

| | |
|---|---|
| **Unit Type of Package 1** | PCE |
| **Nbr. of units in pkg.** | 1 |
| **Package 1 Height** | 1.693 in (4.300 cm) |
| **Package 1 Width** | 1.339 in (3.400 cm) |
| **Package 1 Length** | 2.047 in (5.200 cm) |
| **Package weight(Lbs)** | 1.834 oz (52.000 g) |
| **Unit Type of Package 2** | S03 |
| **Number of Units in Package 2** | 200 |
| **Package 2 Height** | 11.811 in (30.000 cm) |

| | |
|---|---|
| **Package 2 Width** | 11.811 in (30.000 cm) |
| **Package 2 Length** | 15.748 in (40.000 cm) |
| **Package 2 Weight** | 23.977 lb(US) (10.876 kg) |

## Contractual warranty

| | |
|---|---|
| **Warranty (in months)** | 18 |

## Environmental Data

Schneider Electric aims to achieve Net Zero status by 2050 through supply chain partnerships, lower impact materials, and circularity via our ongoing “Use Better, Use Longer, Use Again” campaign to extend product lifetimes and recyclability.

Environmental Data explained >

How we assess product sustainability >

### Environmental footprint

| | |
|---|---|
| Carbon footprint (kg CO2 eq, Total Life cycle) | 1 |
| Environmental Disclosure | Product Environmental Profile |

### Use Better

### Materials and Substances

| | |
|---|---|
| Packaging made with recycled cardboard | Yes |
| Packaging without single use plastic | Yes |
| EU RoHS Directive | Pro-active compliance (Product out of EU RoHS legal scope) |
| REACh Regulation | REACh Declaration |
| California proposition 65 | WARNING: This product can expose you to chemicals including: Di-isodecyl phthalate (DIDP), which is known to the State of California to cause birth defects or other reproductive harm. For more information go to www.P65Warnings.ca.gov |

### Use Longer

### Lifetime extension

| | |
|---|---|
| Repair | No |

### Use Again

### Repack and remanufacture

| | |
|---|---|
| Circularity Profile | End of Life Information |
| Take-back | No |
| WEEE Label | The product must be disposed on European Union markets following specific waste collection and never end up in rubbish bins. |

Dimensions Drawings

## Dimensions

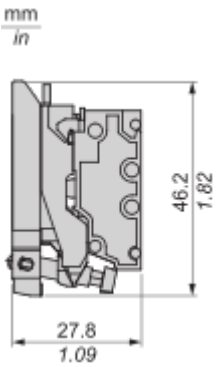

Mounting and Clearance

## Mounting

### Mounting and Unmounting

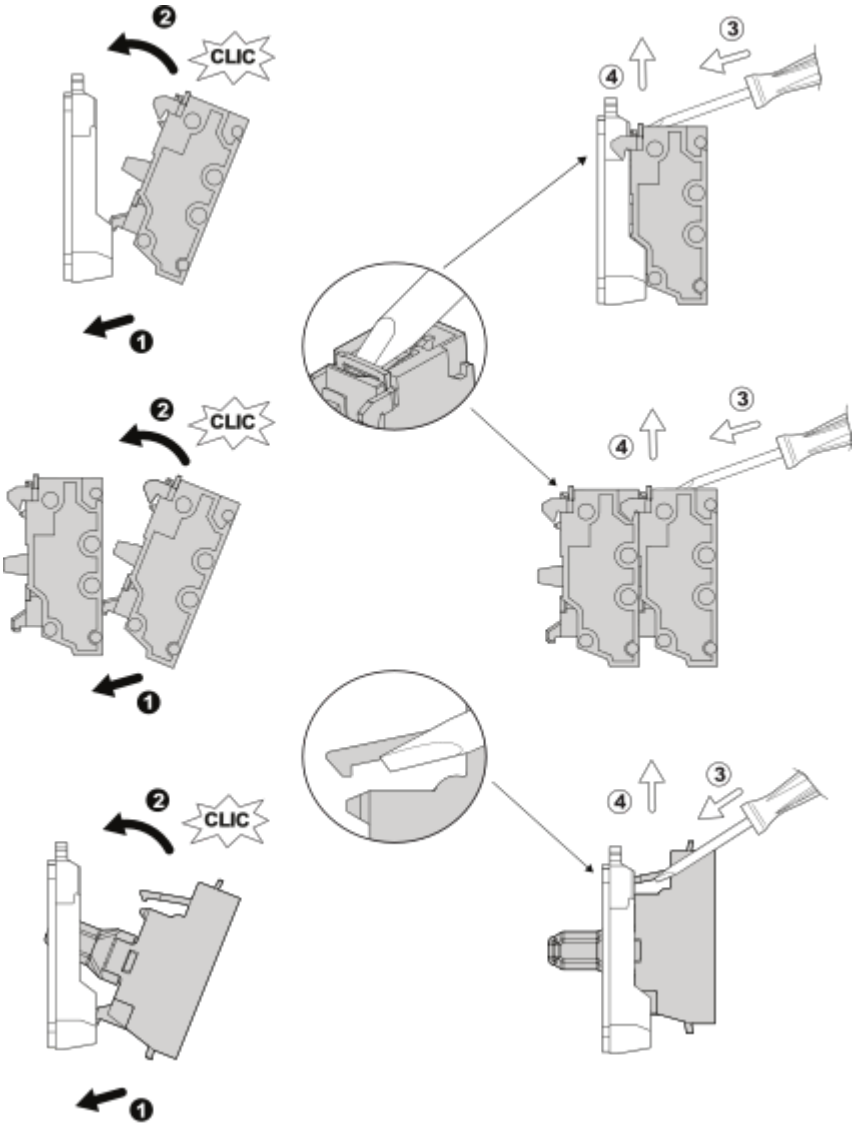


### Panel cut-out Dimension

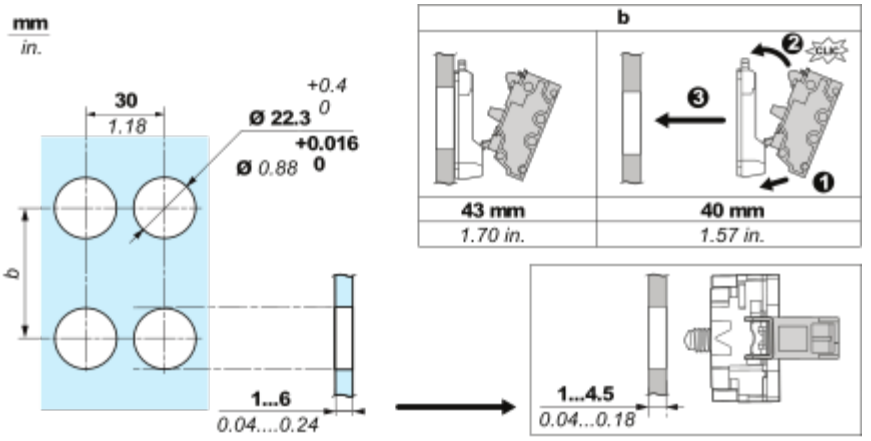
mm
in.
30
1.18
Ø 22.3 +0.4 0
Ø 0.88 +0.016 0
b
1...6
0.04....0.24
b
43 mm
1.70 in.
40 mm
1.57 in.
1...4.5
0.04...0.18

Connections and Schema

## Wiring

### Wiring and Unwiring

| | |
|---|---|
| mm<br>in. | 8<br>0.32 |
| mm²<br>AWG | 0.34...1.5<br>22...16 |

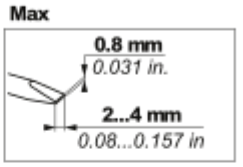


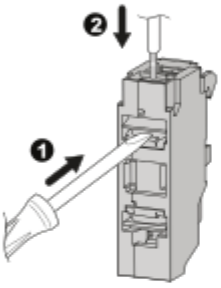


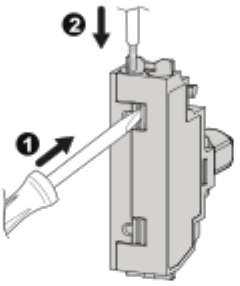


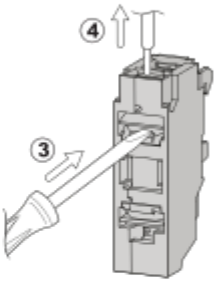


| | | | | |
|---|---|---|---|---|
| mm<br>in. | 8<br>0.32 | 8<br>0.32 (1) | | 8<br>0.32 (1) |
| mm²<br>AWG | 0.34...1.5<br>22...16 | 0.34...1<br>22...18 | 0.34...1.5<br>22...16 | 0.34...1.5<br>22...16 |

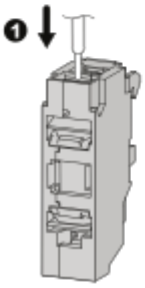


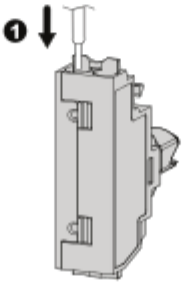


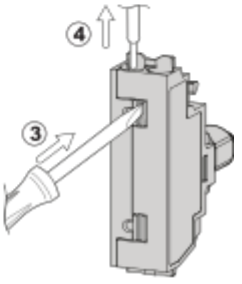

Technical Illustration

**Dimensions**

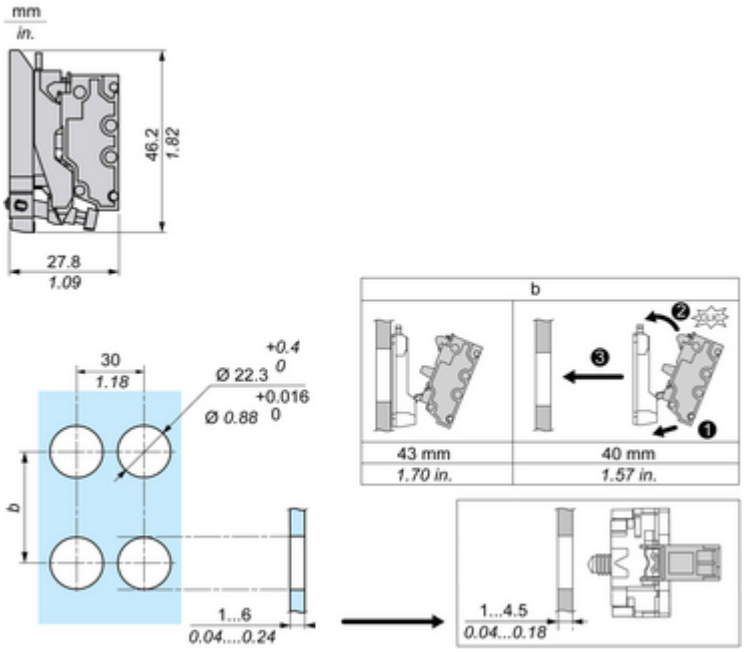

Technical Illustration

**Wiring diagram**

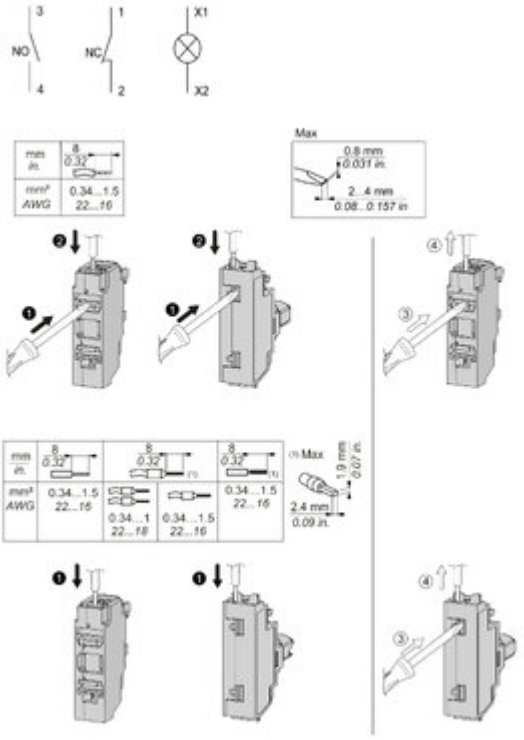

Offer Marketing Illustration

**Product benefits / Features**



Offer Marketing Illustration

**Product benefits / Features**

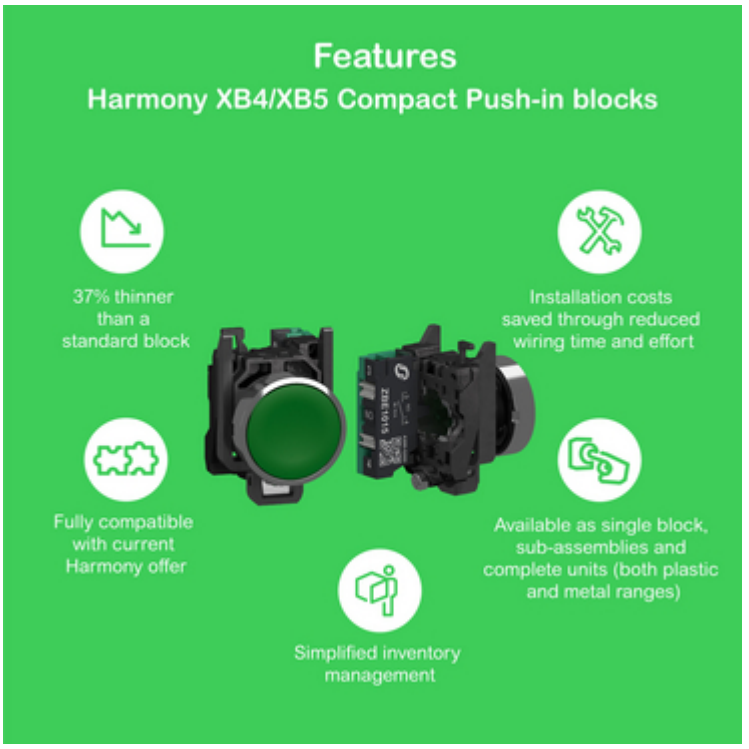

Offer Marketing Illustration

**Product benefits / Features**



Offer Marketing Illustration

**Product benefits / Features**

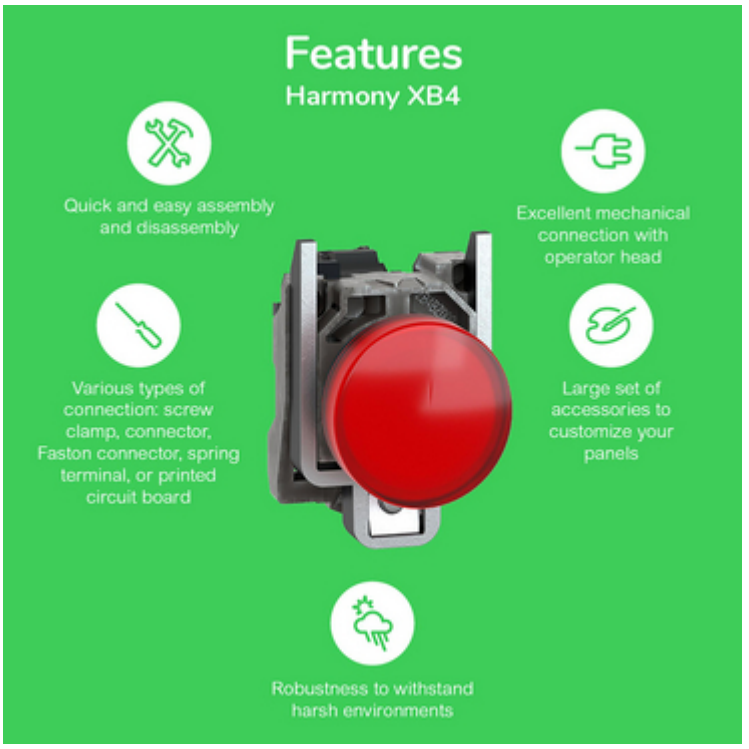

Image of product / Alternate images

**Alternative**







LISTED
4PD7
E-Stop Unit
ZBE1025
NC
.1
.2
Ith 10 A
A300-Q300


1
NC
2