Product data sheet

Specifications



slim interface plug in relay, Harmony Electromechanical Relays, 6A, 1CO, low level, 12V DC

RSL1GB4JD

Product availability: Non-Stock - Not normally stocked in distribution facility

Main

Range of Product	Harmony Electromechanical Relays
Series name	RSL series
Product or Component Type	Plug-in relay
Relay Type	Slim interface relay
Contact operation	Low level
Contacts type and composition	1 C/O
Control Type	Without lockable test button
Status LED	Without
[Uc] control circuit voltage	12 V DC
[Ithe] conventional enclosed thermal current	6 A -40…131 °F (-40…55 °C)

Complementary

[Uimp] rated impulse withstand voltage	6 kV IEC
[Ie] rated operational current	6 A AC-1/DC-1)IEC/UL
minimum switching current	1 mA
Minimum switching voltage	24 V
Minimum switching capacity	24 mW
Rated operational voltage limits	9...16.8 V DC
[Ui] rated insulation voltage	250 V IEC 277 V cUL
Operating time	5 ms reset 12 ms
Maximum switching voltage	277 V
Drop-out voltage threshold	>= 0.05 Uc
Load current	6 A 250 V AC 0.5 mm mounting distance
Maximum switching capacity	1500 VA 50 W
Terminals description ISO n°1	(11-12-14)OC (A1-A2)CO
Average resistance	848 Ohm at 73 °F (23 °C) +/- 10 %
Average coil consumption	0.17 W
Mechanical durability	10000000 cycles
Electrical durability	60000 cycles, 6 A at 250 V, AC-1 C/O

Price is “List Price” and may be subject to a trade discount – check with your local distributor or retailer for actual price.

Disclaimer: This documentation is not intended as a substitute for and is not to be used for determining suitability or reliability of these products for specific user applications

Safety reliability data	B10d = 60000
Operating rate	<= 360 cycles/hour under load <= 18000 cycles/hour no-load
Protection category	RT III
Mounting Support	Socket or PCB
Operating position	Any position
Test levels	Level A group mounting
Device presentation	Complete product
Contacts material	Silver alloy - gold plated (AgSnO2)
Shape of pin	Flat (PCB type)
Width	0.2 in (5 mm)
Height	1.1 in (28 mm)
Depth	0.7 in (18.5 mm)
Net Weight	0.0119 lb(US) (0.0054 kg)

Environment

Dielectric strength	1000 V AC between contacts 4000 V AC between coil and contact
Vibration resistance	+/- 1 mm (f= 10…55 Hz) conforming to IEC 60068-2-6
IP degree of protection	IP40 conforming to IEC 60529
Ambient air temperature for operation	-40…131 °F (-40…55 °C)
Standards	CSA C22.2 No 14 IEC 61810-1 UL 508
Product Certifications	UL CSA EAC
Ambient Air Temperature for Storage	-40…158 °F (-40…70 °C)
Shock resistance	5 gn 11 ms) not operating IEC 60068-2-27 5 gn 11 ms) in operation IEC 60068-2-27

Ordering and shipping details

Category	US10CP221127
Discount Schedule	0CP2
GTIN	3606480077944
Returnability	No
Country of origin	CN

Packing Units

Unit Type of Package 1	PCE
Nbr. of units in pkg.	1
Package 1 Height	0.2 in (0.5 cm)
Package 1 Width	0.6 in (1.5 cm)
Package 1 Length	1.1 in (2.8 cm)
Package weight(Lbs)	0.2 oz (6 g)

Unit Type of Package 2	BB1
Number of Units in Package 2	10
Package 2 Height	0.3 in (0.7 cm)
Package 2 Width	0.9 in (2.4 cm)
Package 2 Length	12.008 in (30.5 cm)
Package 2 Weight	2.4 oz (68 g)
Unit Type of Package 3	S01
Number of Units in Package 3	500
Package 3 Height	5.9 in (15 cm)
Package 3 Width	5.9 in (15 cm)
Package 3 Length	15.7 in (40 cm)
Package 3 Weight	7.992 lb(US) (3.625 kg)

Contractual warranty

Warranty (in months)	18

Environmental Data

Schneider Electric aims to achieve Net Zero status by 2050 through supply chain partnerships, lower impact materials, and circularity via our ongoing “Use Better, Use Longer, Use Again” campaign to extend product lifetimes and recyclability.

Environmental Data explained

How we assess product sustainability

Environmental footprint

Carbon footprint (kg CO2 eq, Total Life cycle)	2
Environmental Disclosure	Product Environmental Profile

Use Better

Materials and Substances

Packaging made with recycled cardboard	Yes
Packaging without single use plastic	No
EU RoHS Directive	Pro-active compliance (Product out of EU RoHS legal scope)
REACh Regulation	REACh Declaration
California proposition 65	WARNING: This product can expose you to chemicals including: Nickel compounds, which is known to the State of California to cause cancer, and Di-isodecyl phthalate (DIDP), which is known to the State of California to cause birth defects or other reproductive harm. For more information go to www.P65Warnings.ca.gov

Use Again

Repack and remanufacture

Circularity Profile	No need of specific recycling operations
Take-back	No

Dimensions Drawings

Dimensions

Relay with Flat Pins (PCB Type)

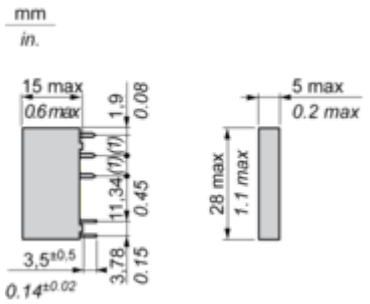

(1): 5.04 mm / 0.19 in.

Connections and Schema

Wiring Diagram

Relay with Flat Pins (PCB Type)

1 C/O contact

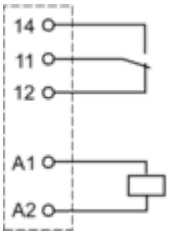

Performance Curves

Curves for Resistive Load

Maximum Switching Capacity on DC Load

Resistive load

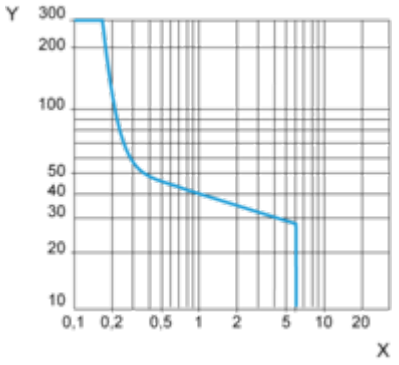

X DC Current
Y DC Voltage

Electrical Durability

Only tested at 6A/250VAC, projection for the rest
250 Vac Resistive load

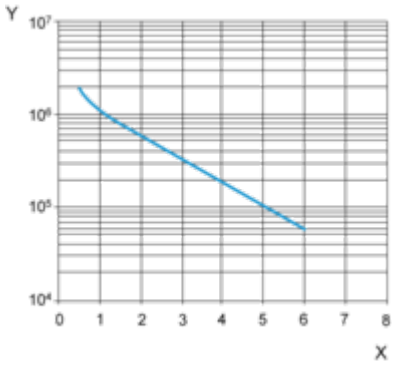

X Switching current (A)
Y Cycles
Note : These are typical curves, actual durability depends on load, environment, duty cycle, etc.

Technical Illustration

Dimensions

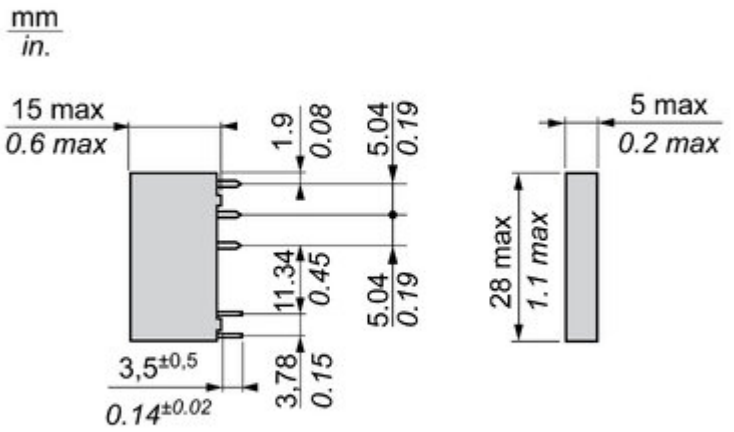

Image of product / Alternate images

Alternative




Schneider
Electric
8A-1423-AL
China


Schneider
Electric
US
8A-1423-AL
China