# Product data sheet

Specifications

## Single contact block, Harmony XB4, Hamony XB5, silver alloy, compact push in terminals, 1 NC

ZBE1025

**Product availability: Stock - Normally stocked in distribution facility**

## Main

| | |
|---|---|
| **Range of Product** | Harmony XB5<br>Harmony XB4 |
| **Product or Component Type** | Contact block |
| **Device short name** | ZBE |
| **Sale per indivisible quantity** | 5 |
| **IP degree of protection** | IP20 IEC 60529 |
| **Contact operation** | Slow-break |
| **Contact block type** | Single |
| **Contacts usage** | Standard contacts |
| **Connections - terminals** | Push-in, <= 2 x 1.5 mm² with wire end ferrule IEC 60947-1<br>Push-in, >= 1 x 0.34 mm² without wire end ferrule IEC 60947-1 |

## Complementary

| | |
|---|---|
| **CAD overall width** | 1.4 in (34.3 mm) |
| **CAD overall height** | 0.6 in (14.8 mm) |
| **CAD overall depth** | 0.4 in (9.8 mm) |
| **Net Weight** | 0.011 lb(US) (0.005 kg) |
| **Contacts type and composition** | 1 NC |
| **Positive opening** | With IEC 60947-5-1 appendix K |
| **Operating travel** | 0.048 in (1.217 mm) NC changing electrical state)<br>0.2 in (4.3 mm) total travel) |
| **Operating force** | 2.25 N NC changing electrical state |
| **Mechanical durability** | 10000000 cycles |
| **Contacts material** | Silver alloy (Ag/Ni) |
| **Short-circuit protection** | 10 A cartridge fuse gG IEC 60947-5-1 |
| **[Ith] conventional free air thermal current** | 10 A IEC 60947-5-1 |
| **[Ui] rated insulation voltage** | 300 V 3)IEC 60947-1 |
| **[Uimp] rated impulse withstand voltage** | 4 kV IEC 60947-1 |
| **[Ie] rated operational current** | 6 A 120 V, AC-15, A300 IEC 60947-5-1<br>3 A 240 V, AC-15, A300 IEC 60947-5-1<br>0.55 A 125 V, DC-13, Q300 IEC 60947-5-1<br>0.27 A 250 V, DC-13, Q300 IEC 60947-5-1 |
| **Mounting of block** | Front mounting |
| **Device presentation** | Basic element |

Price is “List Price” and may be subject to a trade discount – check with your local distributor or retailer for actual price.

Disclaimer: This documentation is not intended as a substitute for and is not to be used for determining suitability or reliability of these products for specific user applications

## Environment

| | |
|---|---|
| **Protective treatment** | TH |
| **Ambient Air Temperature for Storage** | -40…158 °F (-40…70 °C) |
| **Ambient air temperature for operation** | -40…158 °F (-40…70 °C) |
| **Standards** | IEC 60947-1<br>IEC 60947-5-1<br>IEC 60947-5-4<br>IEC 60947-5-5<br>UL 60947-1<br>UL 60947-5-1<br>UL 60947-5-5<br>UL 1059<br>UL 486E<br>CSA C22.2 No 60947-1<br>CSA C22.2 No 60947-5-1<br>CSA C22.2 No 158<br>CSA C22.2 No 65<br>IACS E10 |
| **Product Certifications** | EAC<br>IECEE CB Scheme<br>CCC<br>UL<br>CSA |
| **Vibration resistance** | 5 gn (f= 10…500 Hz) conforming to IEC 60068-2-6<br>25 mm peak to peak (f= 2…10 Hz) conforming to IEC 60068-2-6 |
| **Shock resistance** | 25 gn 6 ms) 1000 shocks on each axis IEC 60068-2-27<br>30 gn 18 ms) half sine wave acceleration IEC 60068-2-27<br>50 gn 11 ms) half sine wave acceleration IEC 60068-2-27 |

## Ordering and shipping details

| | |
|---|---|
| **Category** | US10CS222469 |
| **Discount Schedule** | 0CS2 |
| **GTIN** | 3389119037433 |
| **Returnability** | Yes |
| **Country of origin** | FR |

## Packing Units

| | |
|---|---|
| **Unit Type of Package 1** | PCE |
| **Nbr. of units in pkg.** | 1 |
| **Package 1 Height** | 0.394 in (1.000 cm) |
| **Package 1 Width** | 0.748 in (1.900 cm) |
| **Package 1 Length** | 1.378 in (3.500 cm) |
| **Package weight(Lbs)** | 0.176 oz (5.000 g) |
| **Unit Type of Package 2** | BB1 |
| **Number of Units in Package 2** | 5 |
| **Package 2 Height** | 1.339 in (3.400 cm) |
| **Package 2 Width** | 1.772 in (4.500 cm) |
| **Package 2 Length** | 2.087 in (5.300 cm) |
| **Package 2 Weight** | 1.129 oz (32.000 g) |
| **Unit Type of Package 3** | S02 |
| **Number of Units in Package 3** | 500 |

| | |
|---|---|
| **Package 3 Height** | 5.906 in (15.000 cm) |
| **Package 3 Width** | 11.811 in (30.000 cm) |
| **Package 3 Length** | 15.748 in (40.000 cm) |
| **Package 3 Weight** | 7.509 lb(US) (3.406 kg) |

## Contractual warranty

| | |
|---|---|
| **Warranty (in months)** | 18 |

## Environmental Data

Schneider Electric aims to achieve Net Zero status by 2050 through supply chain partnerships, lower impact materials, and circularity via our ongoing “Use Better, Use Longer, Use Again” campaign to extend product lifetimes and recyclability.

Environmental Data explained >

How we assess product sustainability >

### Environmental footprint

| | |
|---|---|
| Carbon footprint (kg CO2 eq, Total Life cycle) | 1 |
| Environmental Disclosure | Product Environmental Profile |

## Use Better

### Materials and Substances

| | |
|---|---|
| Packaging made with recycled cardboard | Yes |
| Packaging without single use plastic | Yes |
| EU RoHS Directive | Pro-active compliance (Product out of EU RoHS legal scope) |
| REACh Regulation | REACh Declaration |
| California proposition 65 | WARNING: This product can expose you to chemicals including: Di-isodecyl phthalate (DIDP), which is known to the State of California to cause birth defects or other reproductive harm. For more information go to www.P65Warnings.ca.gov |

## Use Again

### Repack and remanufacture

| | |
|---|---|
| Circularity Profile | End of Life Information |
| Take-back | No |
| WEEE Label | The product must be disposed on European Union markets following specific waste collection and never end up in rubbish bins. |

Dimensions Drawings

## Dimensions

### with ZB5AZ009 Fixing Collar

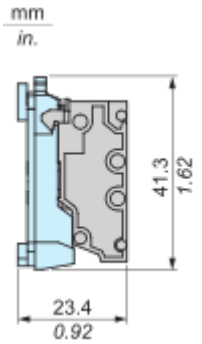


### with ZB4BZ009 Fixing Collar

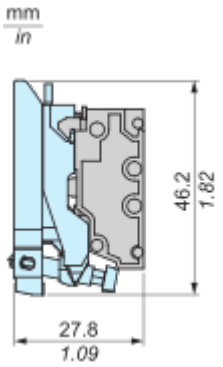

Mounting and Clearance

## Mounting

### Mounting and Unmounting

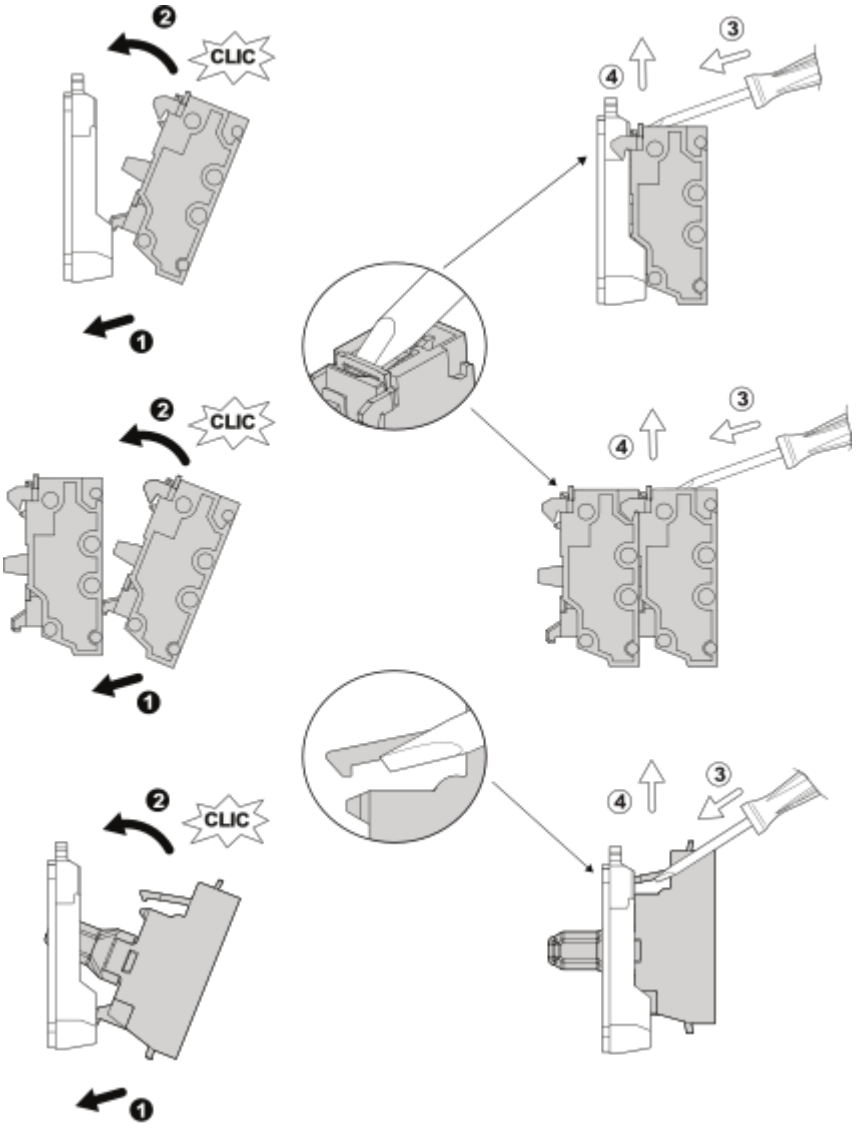


### Panel cut-out Dimension

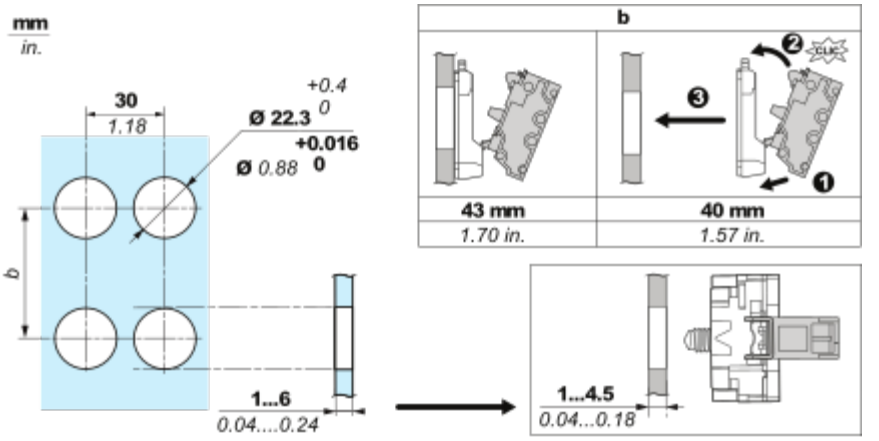
mm
in.
30
1.18
Ø 22.3 +0.4 0
Ø 0.88 +0.016 0
b
1...6
0.04....0.24
b
43 mm
1.70 in.
40 mm
1.57 in.
CLIC
1...4.5
0.04...0.18

Connections and Schema

## Wiring

### Wiring and Unwiring

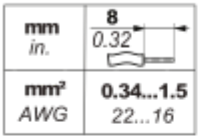


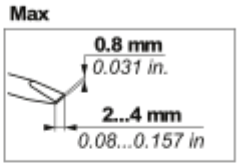


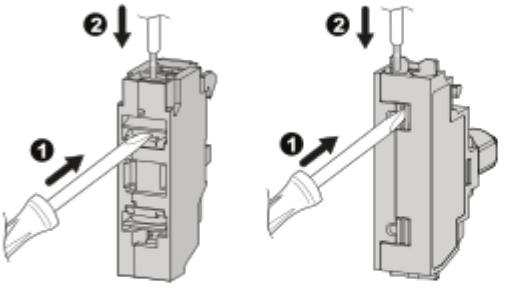


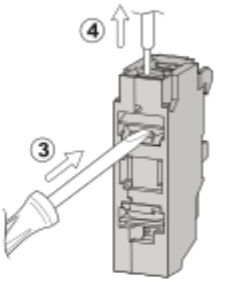


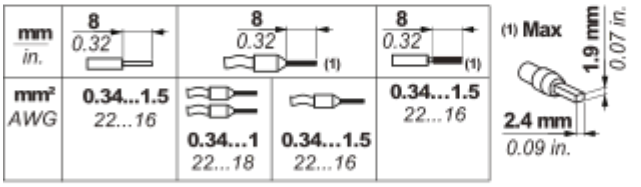


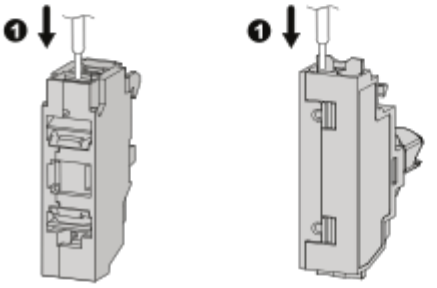


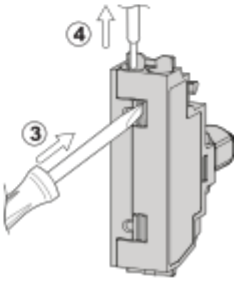

Technical Illustration

## Dimensions

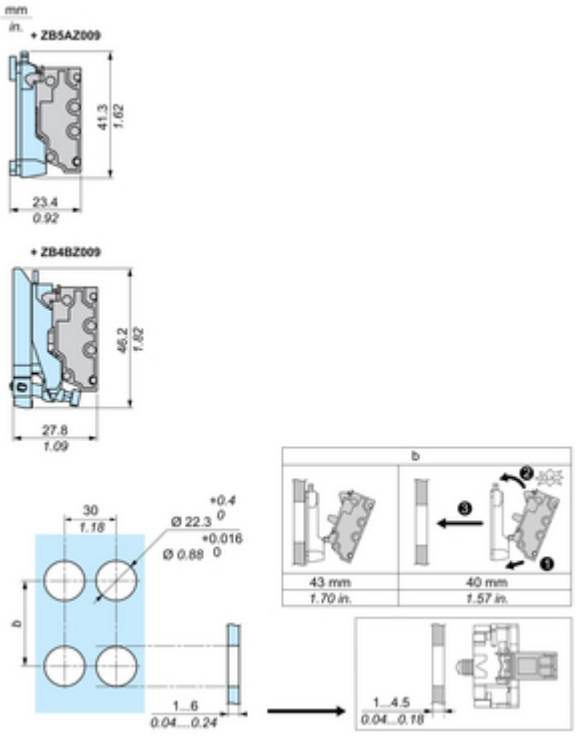

Technical Illustration

## Wiring diagram

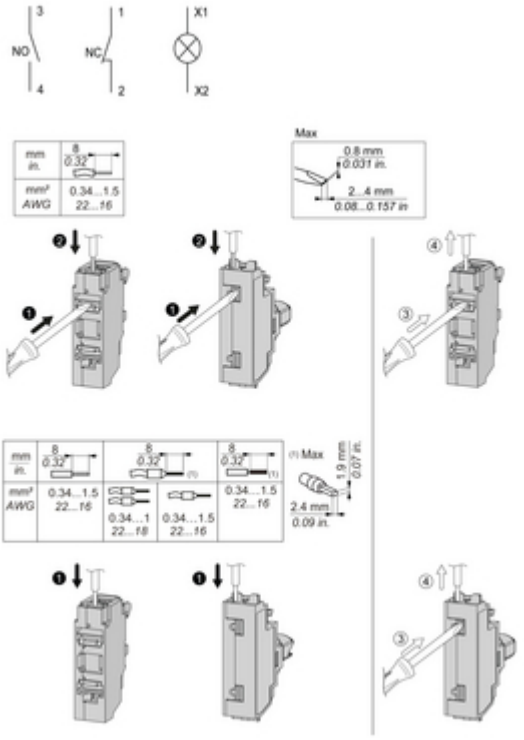

Offer Marketing Illustration

## Product benefits / Features

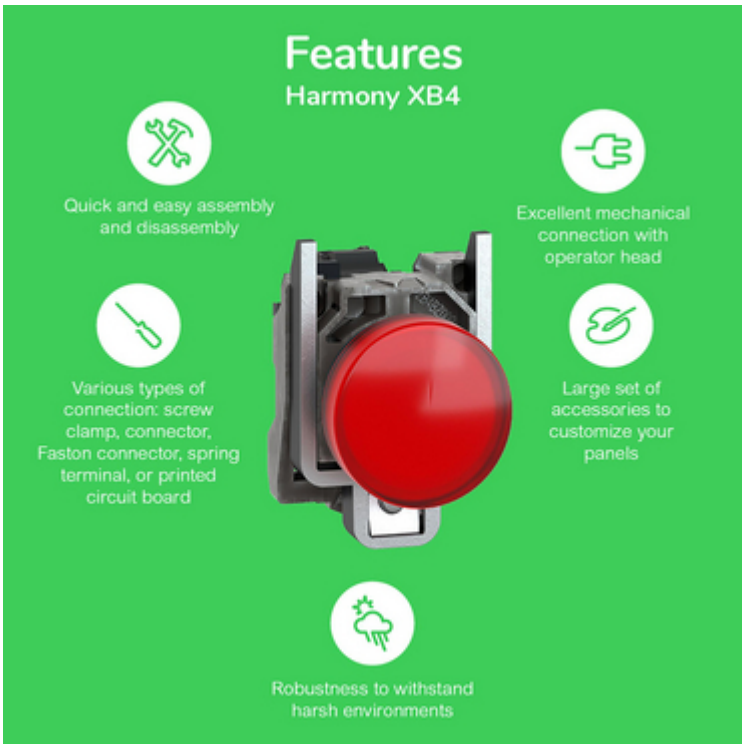

Offer Marketing Illustration

**Product benefits / Features**



Offer Marketing Illustration

## Product benefits / Features

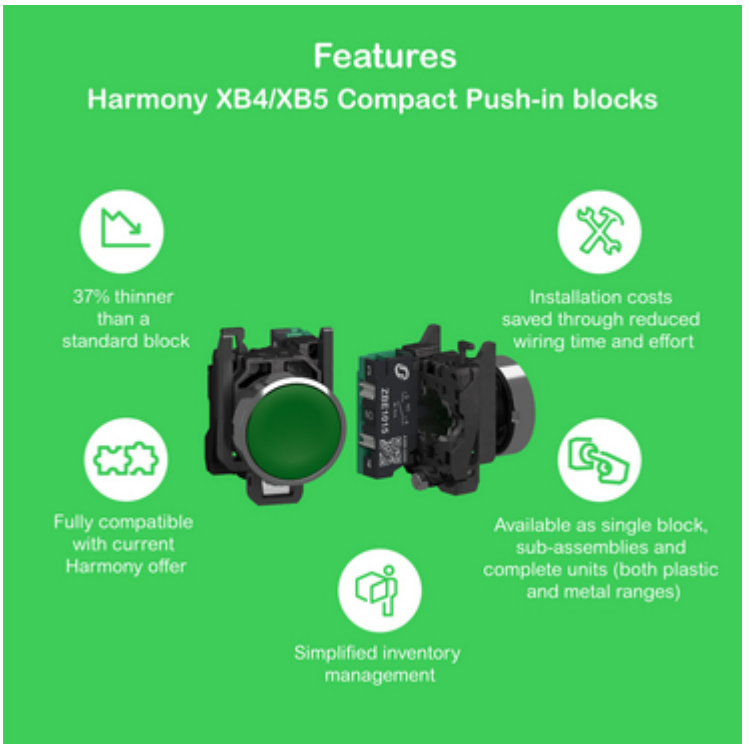

Offer Marketing Illustration

**Product benefits / Features**



Image of product / Alternate images

**Alternative**



1
NC
2


AC15 : 240V 3A
EN / IEC 60947-5-1
Made in France

LISTED
4PD7
E-Stop Unit
ZBE1025
NC
1
2
Ith 10 A
A300-Q300