Product data sheet

Specifications

socket with clamp, Harmony Electromechanical Relays, for RXG1 relays, 10A, screw connec to rs, separate contact

RGZE1S35M

Product availability: Stock - Normally stocked in distribution facility

Main

Range of Product	Harmony Electromechanical Relays
Product or Component Type	Socket
Product compatibility	Plug-in relay RXG 1 C/O
Contacts type and composition	1 C/O
[Ui] Rated Insulation Voltage	250 V

Complementary

[Uimp] rated impulse withstand voltage	6 kV between coil and contact with reinforced insulation 4 kV between terminals and DIN rail with basic insulation
[Ue] rated operational voltage	250 V IEC 300 V UL
Dielectric strength	5 kV between coil and contact with reinforced insulation 3 kV between terminals and DIN rail with basic insulation
Connections - terminals	Screw terminals, 1 x 0.34...2 x 1.5 mm² AWG 22...AWG 14) flexible with cable end Screw terminals, 2 x 0.34...2 x 1 mm² AWG 22...AWG 17) flexible with cable end Screw terminals, 2 x 0.5...2 x 1.5 mm² AWG 20...AWG 16) solid without cable end Screw terminals, 1 x 0.5...1 x 2.5 mm² AWG 20...AWG 14) solid without cable end
Fixing mode	Screw (panel) Clip-on (35 mm symmetrical DIN rail)
Wire stripping length	0.2…0.3 in (6…7 mm)
Contact terminal arrangement	Separate
screw type	M3
Overvoltage category	III
Pollution degree	3

Environment

Standards	UL 508 CSA C22.2 No 14 IEC 61984
Product Certifications	CE EAC UL CSA DNV-GL
Ambient Air Temperature for Storage	-40…185 °F (-40…85 °C)
Ambient air temperature for operation	-40…158 °F (-40…70 °C)
IP Degree of Protection	IP20

Price is “List Price” and may be subject to a trade discount – check with your local distributor or retailer for actual price.

Disclaimer: This documentation is not intended as a substitute for and is not to be used for determining suitability or reliability of these products for specific user applications

Relative humidity	10…85 %

Ordering and shipping details

Category	US10CP221128
Discount Schedule	0CP2
GTIN	3606480689437
Returnability	Yes
Country of origin	CN

Packing Units

Unit Type of Package 1	PCE
Nbr. of units in pkg.	1
Package 1 Height	0.630 in (1.600 cm)
Package 1 Width	2.756 in (7.000 cm)
Package 1 Length	3.110 in (7.900 cm)
Package weight(Lbs)	1.270 oz (36.000 g)
Unit Type of Package 2	BB1
Number of Units in Package 2	10
Package 2 Height	3.386 in (8.600 cm)
Package 2 Width	3.504 in (8.900 cm)
Package 2 Length	6.535 in (16.600 cm)
Package 2 Weight	13.474 oz (382.000 g)
Unit Type of Package 3	S03
Number of Units in Package 3	180
Package 3 Height	11.811 in (30.000 cm)
Package 3 Width	11.811 in (30.000 cm)
Package 3 Length	15.748 in (40.000 cm)
Package 3 Weight	16.204 lb(US) (7.350 kg)

Environmental Data

Schneider Electric aims to achieve Net Zero status by 2050 through supply chain partnerships, lower impact materials, and circularity via our ongoing “Use Better, Use Longer, Use Again” campaign to extend product lifetimes and recyclability.

Environmental Data explained

How we assess product sustainability

Environmental footprint

Carbon footprint (kg CO2 eq, Total Life cycle)	1
Environmental Disclosure	Product Environmental Profile

Use Better

Materials and Substances

Packaging made with recycled cardboard	Yes
Packaging without single use plastic	Yes
EU RoHS Directive	Pro-active compliance (Product out of EU RoHS legal scope)
REACh Regulation	REACh Declaration
California proposition 65	WARNING: This product can expose you to chemicals including: Nickel compounds, which is known to the State of California to cause cancer, and Di-isodecyl phthalate (DIDP), which is known to the State of California to cause birth defects or other reproductive harm. For more information go to www.P65Warnings.ca.gov

Use Again

Repack and remanufacture

Circularity Profile	No need of specific recycling operations
Take-back	No

Dimensions Drawings

Dimensions

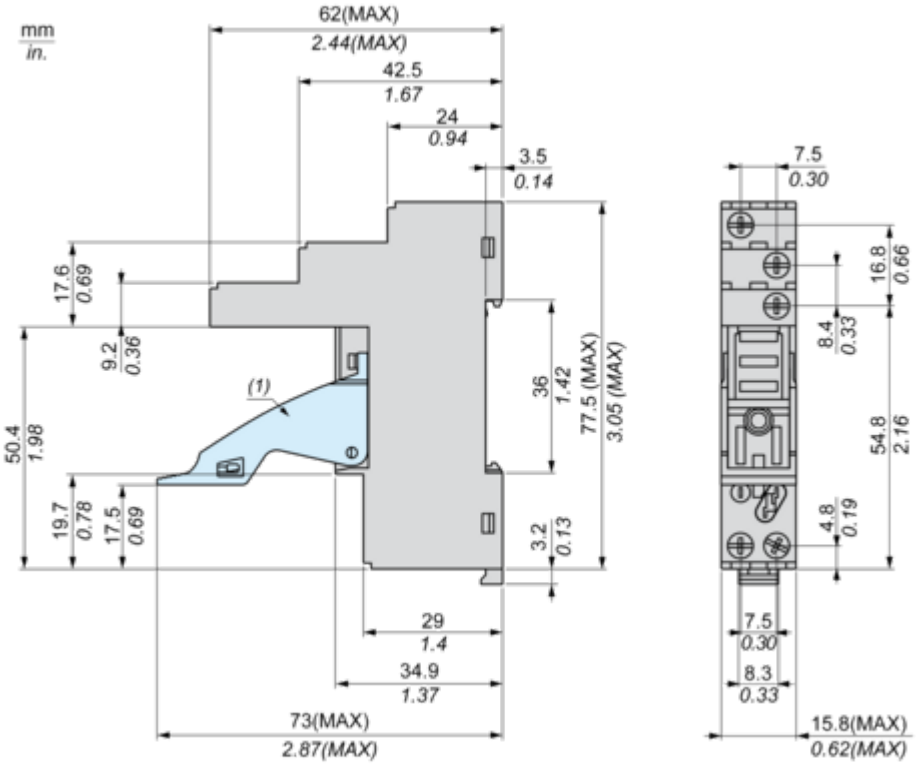

(1) Maintaining clamp

Connections and Schema

Wiring Diagram

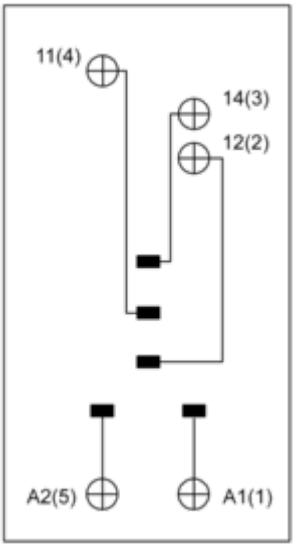

Technical Illustration

Dimensions

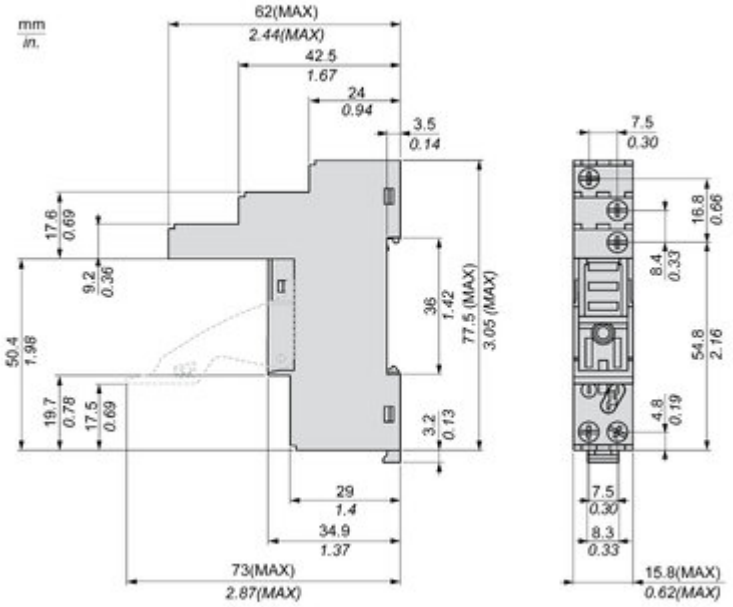

Image of product / Alternate images

Alternative

11
COM
4
NO
14
3
NC
12
2
5
A2
COIL
A1

Image of product in real life situation