Product data sheet

Specifications

Light block, Harmony XB4, Harmony XB5, for head 22mm, universal LED, 110…120V AC, compact push in terminals

ZBVG15

Product availability: Stock - Normally stocked in distribution facility

Main

Range of Product	Harmony XB5 Harmony XB4
Product or Component Type	Light block
Device short name	ZBV
Sale per indivisible quantity	5
Connections - terminals	Push-in, <= 2 x 1.5 mm² with wire end ferrule IEC 60947-1 Push-in, >= 1 x 0.34 mm² without wire end ferrule IEC 60947-1
Signalling type	Steady
Light source	Universal LED
Bulb base	Integral LED
Light block supply	Direct
Light source colour	White
[Us] rated supply voltage	110...120 V AC 50/60 Hz

Complementary

CAD overall width	1.4 in (35.6 mm)
CAD overall height	0.6 in (14.8 mm)
CAD overall depth	0.4 in (9.8 mm)
Net Weight	0.011 lb(US) (0.005 kg)
Supply voltage limits	102…132 V AC
Current Consumption	19 mA
Service life	100000 h at rated voltage and 25 °C
Surge withstand	1 kV IEC 61000-4-5
Mounting of block	Front mounting
Device presentation	Basic element

Environment

Protective treatment	TH
Ambient Air Temperature for Storage	-40…158 °F (-40…70 °C)
Ambient air temperature for operation	-40…158 °F (-40…70 °C)
IP degree of protection	IP20 IEC 60529

Price is “List Price” and may be subject to a trade discount – check with your local distributor or retailer for actual price.

Disclaimer: This documentation is not intended as a substitute for and is not to be used for determining suitability or reliability of these products for specific user applications

Standards	IEC 60947-1 IEC 60947-5-1 IEC 60947-5-4 IEC 60947-5-5 UL 60947-1 UL 60947-5-1 UL 60947-5-5 UL 1059 UL 486E CSA C22.2 No 60947-1 CSA C22.2 No 60947-5-1 CSA C22.2 No 158 CSA C22.2 No 65 IACS E10 GB/T 14048.5
Product Certifications	EAC IECEE CB Scheme CCC UL CSA
Resistance to fast transients	2 kV IEC 61000-4-4
Resistance to electromagnetic fields	9.1 V/m (10 V/m) IEC 61000-4-3
Resistance to electrostatic discharge	4 kV on contact (on metal parts) IEC 61000-4-2 8 kV in free air (in insulating parts) IEC 61000-4-2
Electromagnetic emission	Class B IEC 55011
[Us] rated supply voltage	110...120 V

Ordering and shipping details

Category	US10CS222469
Discount Schedule	0CS2
GTIN	3389119037549
Returnability	Yes
Country of origin	FR

Packing Units

Unit Type of Package 1	PCE
Nbr. of units in pkg.	1
Package 1 Height	2.205 in (5.600 cm)
Package 1 Width	1.732 in (4.400 cm)
Package 1 Length	1.063 in (2.700 cm)
Package weight(Lbs)	0.141 oz (4.000 g)
Unit Type of Package 2	BB1
Number of Units in Package 2	4
Package 2 Height	2.205 in (5.600 cm)
Package 2 Width	1.732 in (4.400 cm)
Package 2 Length	2.126 in (5.400 cm)
Package 2 Weight	1.517 oz (43.000 g)
Unit Type of Package 3	S03
Number of Units in Package 3	640
Package 3 Height	11.811 in (30.000 cm)

Package 3 Width	11.811 in (30.000 cm)
Package 3 Length	15.748 in (40.000 cm)
Package 3 Weight	16.874 lb(US) (7.654 kg)

Contractual warranty

Warranty	18 months

Environmental Data

Schneider Electric aims to achieve Net Zero status by 2050 through supply chain partnerships, lower impact materials, and circularity via our ongoing “Use Better, Use Longer, Use Again” campaign to extend product lifetimes and recyclability.

Environmental Data explained >

How we assess product sustainability >

Environmental footprint

Carbon footprint (kg CO2 eq, Total Life cycle)	19
Environmental Disclosure	Product Environmental Profile

Use Better

Materials and Substances

Packaging made with recycled cardboard	Yes
Packaging without single use plastic	Yes
EU RoHS Directive	Pro-active compliance (Product out of EU RoHS legal scope)
SCIP Number	Dfbb2ec5-eb7a-4ddf-9e47-b08296adc103
REACh Regulation	REACh Declaration
California proposition 65	WARNING: This product can expose you to chemicals including: Lead and lead compounds, which is known to the State of California to cause cancer and birth defects or other reproductive harm. For more information go to www.P65Warnings.ca.gov

Use Again

Repack and remanufacture

Circularity Profile	End of Life Information
Take-back	No
WEEE Label	The product must be disposed on European Union markets following specific waste collection and never end up in rubbish bins.

Dimensions Drawings

Dimensions

with ZB5AZ009 Fixing Collar

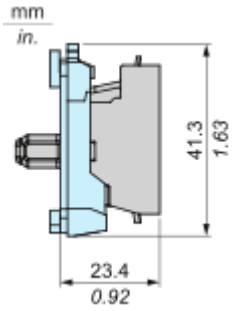

with ZB4BZ009 Fixing Collar

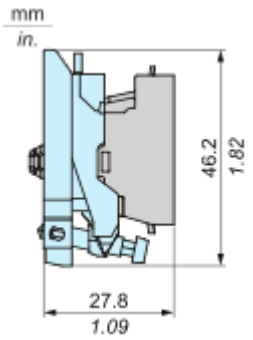

Mounting and Clearance

Mounting

Mounting and Unmounting

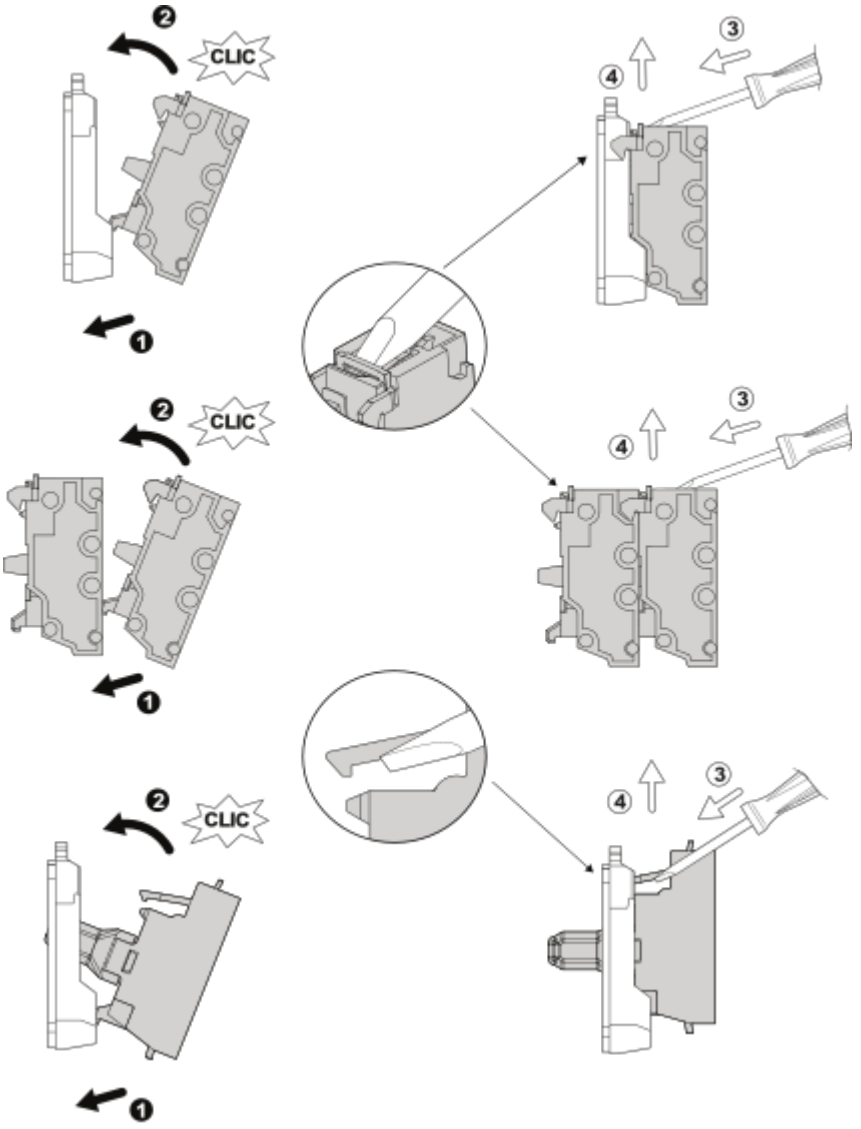

Panel cut-out Dimension

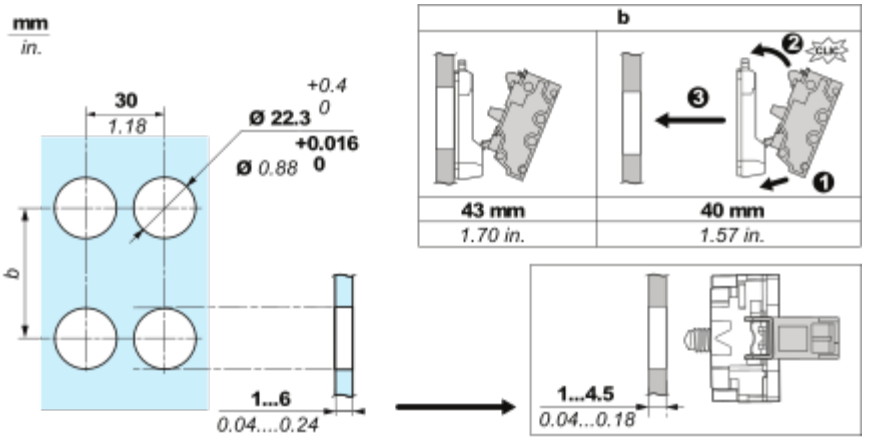
mm
in.
30
1.18
Ø 22.3 +0.4 0
Ø 0.88 +0.016 0
b
1...6
0.04....0.24
b
43 mm
1.70 in.
40 mm
1.57 in.
1...4.5
0.04...0.18

Connections and Schema

Wiring

Wiring and Unwiring

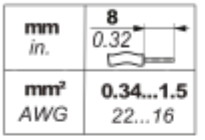

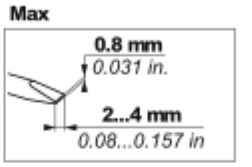

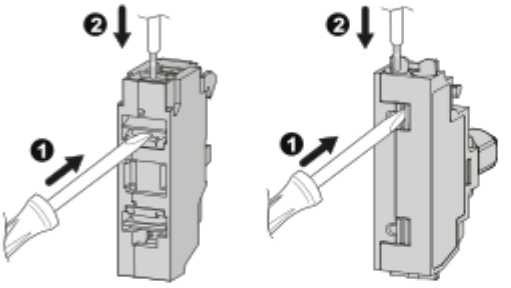

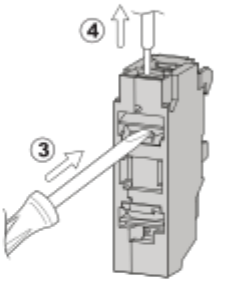

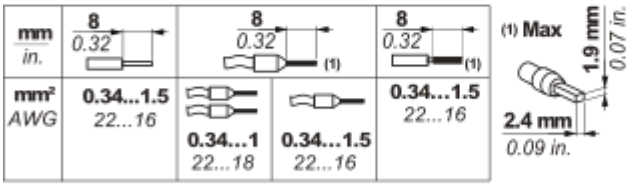

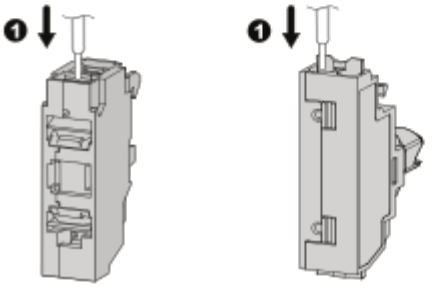

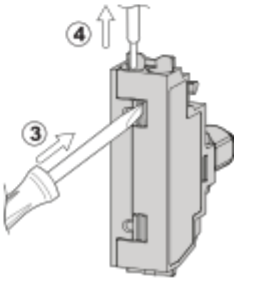

Technical Illustration

Dimensions

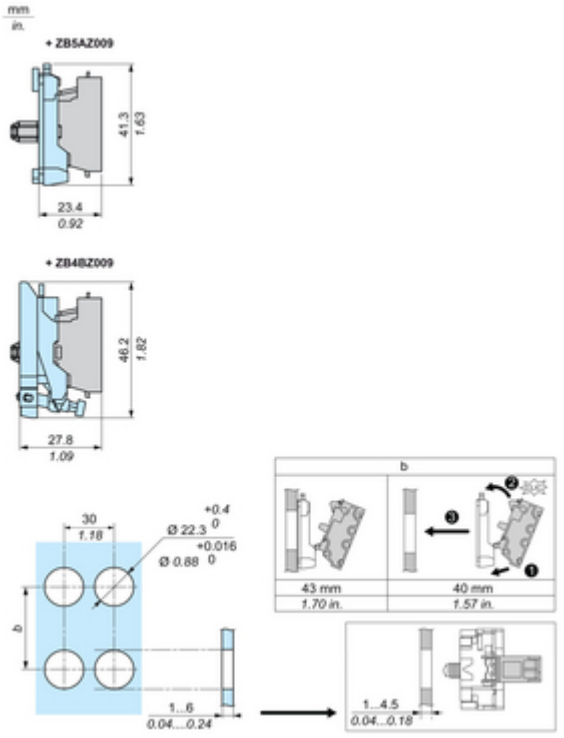

Technical Illustration

Wiring diagram

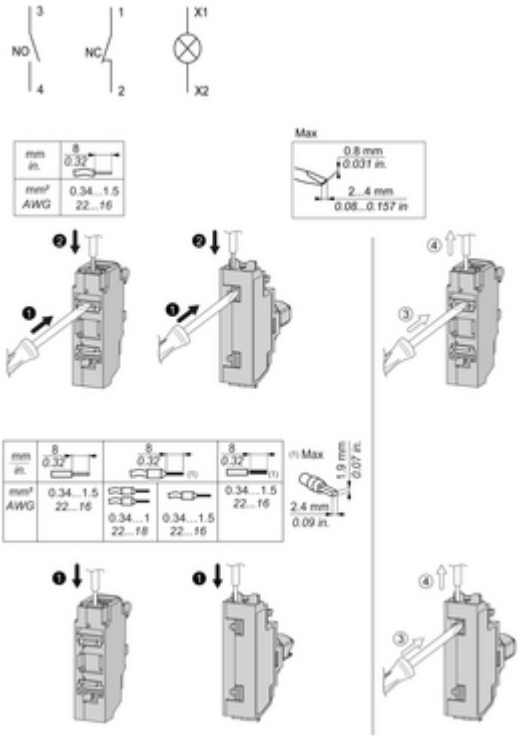

Offer Marketing Illustration

Product benefits / Features



Offer Marketing Illustration

Product benefits / Features

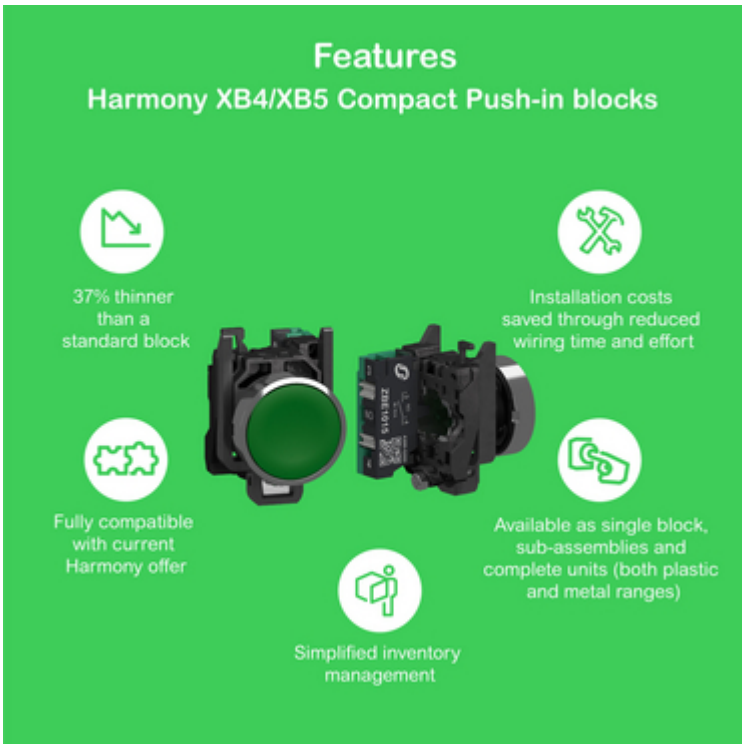

Offer Marketing Illustration

Product benefits / Features



Offer Marketing Illustration

Product benefits / Features

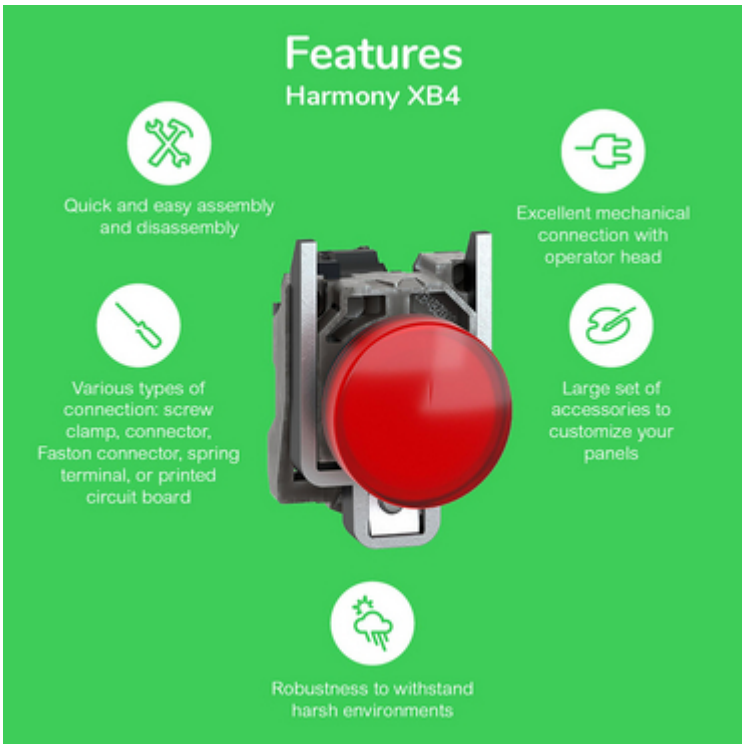

Image of product / Alternate images

Alternative

X1
:V
DEL
19 mA
X2
ZBV-•15

UK
CA
EN / IEC 60947-5-1
Made in France
8

X1
UN
X2