Product data sheet

Specifications

universal plug in relay, Harmony Electromechanical Relays, 10A, 2CO, with LED, lockable test but to n, 24V DC

RUMC22BD

Product availability: Stock - Normally stocked in distribution facility

Main

Range of Product	Harmony Electromechanical Relays
Series name	RUM series
Product or Component Type	Plug-in relay
Relay Type	Universal relay
Contacts type and composition	2 C/O
Status LED	With
Control Type	Lockable test button
[Uc] control circuit voltage	24 V DC
[Ithe] conventional enclosed thermal current	10 A -40…131 °F (-40…55 °C)

Complementary

[Uimp] rated impulse withstand voltage	4 kV 1.2/50 µs)
Minimum switching capacity	170 mW 10 mA, 17 V
Electrical durability	100000 cycles resistive
Operating time	20 ms at nominal voltage
Rated operational voltage limits	19.2...26.4 V DC
[Ui] rated insulation voltage	250 V IEC 300 V CSA 300 V UL
Reset time	20 ms at nominal voltage
Maximum switching voltage	250 V IEC
Drop-out voltage threshold	>= 0.1 Uc DC
[Ie] rated operational current	10 A at 277 V AC conforming to UL 10 A at 30 V DC conforming to UL 10 A at 30 V DC conforming to CSA 5 A at 250 V AC (NC) conforming to IEC 5 A at 28 V DC (NC) conforming to IEC 10 A at 250 V AC (NO) conforming to IEC 10 A at 28 V DC (NO) conforming to IEC 10 A at 277 V AC conforming to CSA
Average resistance	470 Ohm 20 °C +/- 15 %
Maximum switching capacity	2500 VA/280 W
Mechanical durability	5000000 cycles
Safety reliability data	B10d = 100000

Price is “List Price” and may be subject to a trade discount – check with your local distributor or retailer for actual price.

Disclaimer: This documentation is not intended as a substitute for and is not to be used for determining suitability or reliability of these products for specific user applications

Operating rate	<= 18000 cycles/hour no-load <= 1200 cycles/hour under load
Utilisation coefficient	20 %
Compatibility code	RUM
Dielectric strength	1500 V AC between contacts with micro disconnection 2500 V AC between coil and contact with reinforced 2000 V AC between poles with basic
Protection category	RT I
Pollution degree	3
Operating position	Any position
Test levels	Level A group mounting
Device presentation	Complete product
Contacts material	AgNi
Shape of pin	Cylindrical
Net Weight	0.190 lb(US) (0.086 kg)

Environment

Ambient air temperature for operation	-40…131 °F (-40…55 °C)
IP degree of protection	IP40
Standards	CSA C22.2 No 14 UL 508 IEC 61810-1
Product Certifications	EAC UL CSA
Ambient Air Temperature for Storage	-40…185 °F (-40…85 °C)
Vibration resistance	3 gn +/- 1 mm 10…150 Hz)5 cycles in operation 4 gn +/- 1 mm 10…150 Hz)5 cycles not operating
Shock resistance	10 gn 11 ms) in operation IEC 60068-2-27 10 gn 11 ms) not operating IEC 60068-2-27

Ordering and shipping details

Category	US10CP221127
Discount Schedule	0CP2
GTIN	3606480626661
Returnability	Yes
Country of origin	CN

Packing Units

Unit Type of Package 1	PCE
Nbr. of units in pkg.	1
Package 1 Height	1.378 in (3.500 cm)
Package 1 Width	1.378 in (3.500 cm)
Package 1 Length	2.756 in (7.000 cm)
Package weight(Lbs)	3.280 oz (93.000 g)
Unit Type of Package 2	BB1

Number of Units in Package 2	10
Package 2 Height	1.575 in (4.000 cm)
Package 2 Width	5.748 in (14.600 cm)
Package 2 Length	7.874 in (20.000 cm)
Package 2 Weight	34.815 oz (987.000 g)
Unit Type of Package 3	S02
Number of Units in Package 3	60
Package 3 Height	5.906 in (15.000 cm)
Package 3 Width	11.811 in (30.000 cm)
Package 3 Length	15.748 in (40.000 cm)
Package 3 Weight	14.154 lb(US) (6.420 kg)

Environmental Data

Schneider Electric aims to achieve Net Zero status by 2050 through supply chain partnerships, lower impact materials, and circularity via our ongoing “Use Better, Use Longer, Use Again” campaign to extend product lifetimes and recyclability.

Environmental Data explained >

How we assess product sustainability >

Environmental footprint

Carbon footprint (kg CO2 eq, Total Life cycle)	17
Environmental Disclosure	Product Environmental Profile

Use Better

Materials and Substances

Packaging made with recycled cardboard	Yes
Packaging without single use plastic	Yes
EU RoHS Directive	Pro-active compliance (Product out of EU RoHS legal scope)
REACh Regulation	REACh Declaration
California proposition 65	WARNING: This product can expose you to chemicals including: Nickel compounds, which is known to the State of California to cause cancer, and Di-isodecyl phthalate (DIDP), which is known to the State of California to cause birth defects or other reproductive harm. For more information go to www.P65Warnings.ca.gov

Use Again

Repack and remanufacture

Circularity Profile	No need of specific recycling operations
Take-back	No

Dimensions Drawings

Dimensions

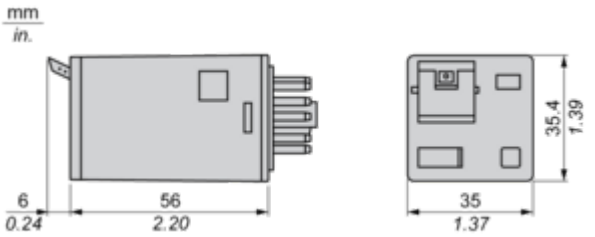

Connections and Schema

Wiring Diagram

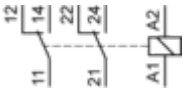

Wiring Diagram

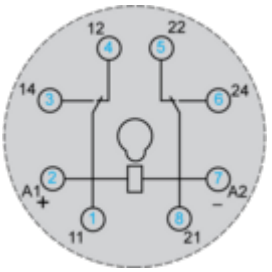

Symbols shown in blue correspond to Nema marking.

Performance Curves

Electrical Durability of Contacts

Durability (inductive load) = durability (resistive load) x reduction coefficient.
Resistive AC load

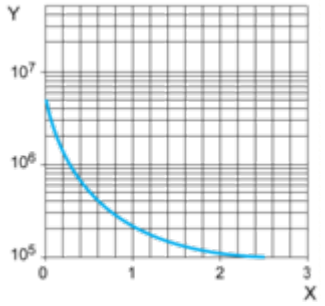

X Switching capacity (kVA)
Y Durability (Number of operating cycles)

Reduction coefficient for inductive AC load (depending on power factor cos ϕ)

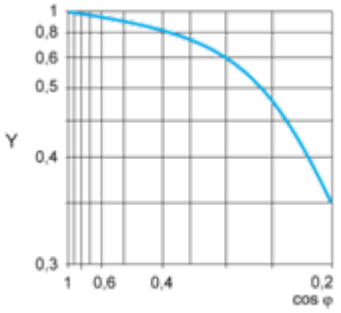

Y Reduction coefficient (A)

Maximum switching capacity on resistive DC load

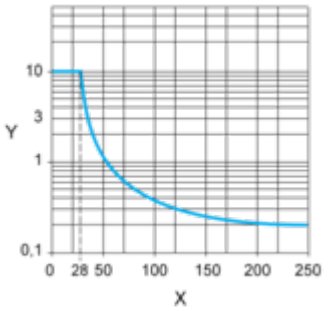

X Voltage DC
Y Current DC
Note : These are typical curves, actual durability depends on load, environment, duty cycle, etc.

Technical Illustration

Dimensions

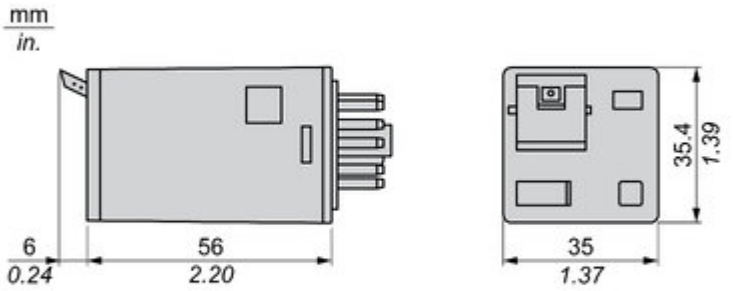

Image of product / Alternate images

Alternative

RUM
Schneider
Electric





Image of product in real life situation