Catalog | October 2025

Harmony XALD, XALK plastic control stations

For Harmony XB5, control and signaling units Ø 22

www.se.com

Life Is On | Schneider Electric

Harmony

Discover Harmony

Advanced operator interface and industrial relays

Harmony operator interface and industrial relays enhance operational efficiency and equipment availability across industrial and building applications. **Harmony** includes intelligent connected products and edge terminals that visualize, gather and process data, enabling informed operator decisions

Explore our offer

- Harmony Push Buttons and Switches
- Harmony HMI Operator Terminals, IPC and EdgeBox
- Harmony Signaling Devices
- Harmony Electrical Relays
- Harmony Safety

Life Is On | Schneider Electric

Quick access to product information

Get technical information about your product



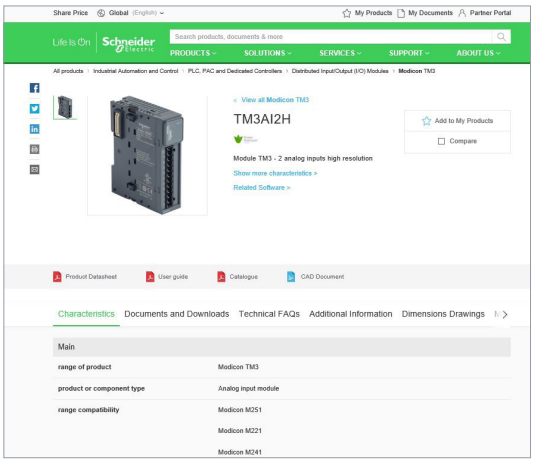

Each commercial reference presented in a catalog contains a hyperlink. Click on it to obtain the technical information of the product:

- Characteristics, Dimensions and drawings, Mounting and clearance, Connections and schemas, Performance curves
- Product image, Instruction sheet, User guide, Product certifications, End of life manual

Find your catalog

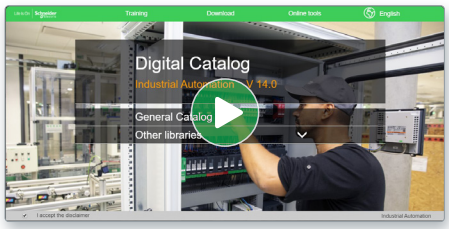

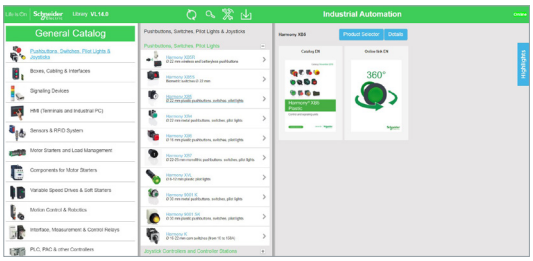

> With just 3 clicks, you can access the Industrial Automation and Control catalogs, in both English and French
> Consult digital automation catalogs at Digi-Cat Online

- Up-to-date catalogs
- Embedded product selectors, 360° pictures
- Optimized search by commercial references

Select your training

> Find the right Training for your needs on our Global website
> Locate the training center with the selector tool, using this link

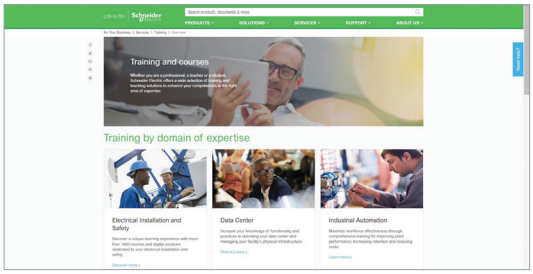

Life Is On | Schneider Electric

General contents

Harmony XALD, XALK plastic control stations

Selection guide . . . . . *page 2*

■ **Presentation**..... *page 6*

■ **References**

□ Complete stations (Screw clamp terminal connections)..... *page 8*

□ Stations for customer assembly: empty enclosures ..... *page 13*

□ Stations for customer assembly: electical blocks ..... *page 14*

□ Stations for customer assembly: heads ..... *page 15*

□ Stations for customer assembly: accessories ..... *page 29*

■ **Product reference index**..... *page 38*

Control stations and enclosures

Type of applications	All applications			
Enclosures	Plastic			Glass-reinforced polyester
	Complete stations and separate components for customer assembly			Empty insulated enclosures
Main feature	Pre-drilled control stations			Pre-drilled or undrilled enclosures
Associated control and signaling units	Harmony XB5 with plastic bezel		Harmony XB7, monolithic, plastic	Harmony XB4 with metal bezel Harmony XB5 with plastic bezel
Number of cut-outs for Ø 22 control and signaling units	1, 2, 3, 4 or 5	1, 2 or 3 (complete stations) 1, 2, 3, 4 or 5 (empty enclosures)	1, 2 or 3	1, 2, 4, 8 or 16
Material	Polycarbonate		ABS	Glass-reinforced polyester
Color	Yellow lid Light gray base	Dark gray lid Light gray base	Light gray or yellow lid Light gray base	Coloured gray throughout
Degree of protection	IP66, IP67, IP69, IP69K		IP54	IP65, IP69, IP69K
Function	Emergency Stop or Emergency switching off	Start or Stop Start-Stop with pilot light Motion control	According to equipment fitted: □ Start or Stop □ Start-Stop with pilot light □ Motion control □ Emergency stop	
Cable entries	Knock-outs (CM12)		Knock-outs (ISO 20)	Undrilled
Type references	XALK	XALD	XALE	XAPA

All applications			Specific applications		
Metal		Metal front plate, insulated protective rear cover	Plastic		Metal
Empty enclosures		Empty, flush mounting enclosures: front plate + rear cover	Control stations for severe environments	Lift inspection stations	Key operated control stations
Pre-drilled enclosures	Pre-drilled or undrilled enclosures	Pre-drilled front plates & rear covers	Pre-drilled empty control stations	Pre-drilled empty enclosures or fitted stations	Fitted stations
Harmony XB4 with metal bezel Harmony XB5 with plastic bezel			Harmony XB5 with plastic bezel	Harmony XB5 or XB7 with plastic bezel	With key lock
8, 16, 24, 30 or 40	1, 2, 3, 4, 5, 6, 8 or 10	1, 2, 3, 4 or 5	1, 2, 3, 4 or 5	1, 2, 3, 4, 5 or 6 with or without power socket	–
Aluminium alloy or sheet steel	Zinc or aluminium alloy	Front plate: brushed aluminium Rear cover:polystyrene	Mineral reinforced polyamide	Polycarbonate	Zinc alloy
Blue lid and base	**XAPD, XAPG:** Grey lid & base **XAPK:** Yellow lid & base **XAPO:** Orange lid & base	Unpainted aluminium	Black lid Black base	Yellow lid Light gray base	Gray
IP54	IP65, IP66, IP69		IP66, IP67, IP69, IP69K	IP44 (with power socket) IP55 or IP66 depending on model	IP54
According to equipment fitted: □ Start or Stop □ Start-Stop with pilot light □ Motion control □ Emergency stop					Start-Stop
□ Tapped entries for cable-glands □ or undrilled	Tapped entries for cable-glands	Knock-outs (with protective rear cover)	Two ISO 20 open entries	□ Knock-outs (CM12) □ or undrilled	Tapped for cable-glands
XB2SL	XAPD, XAPK, XAPG, XAPO	XAPE	XALG	XALF	XAPS

Control stations and enclosures

Plastic control stations XALD and XALK
For Harmony® XB5 control and signaling units Ø 22

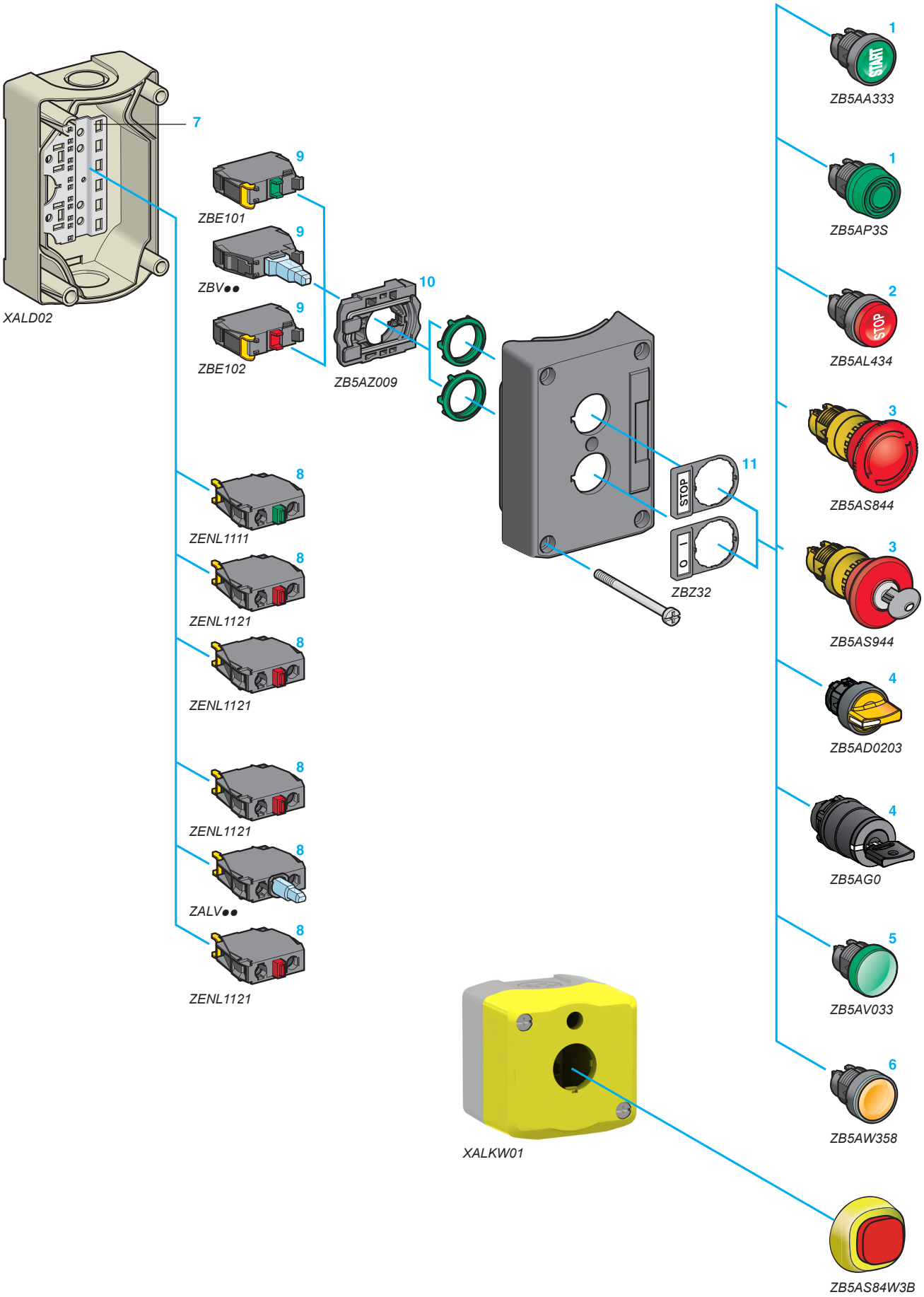

Control stations and enclosures

Plastic control stations XALD and XALK
For Harmony XB5 control and signaling units Ø 22

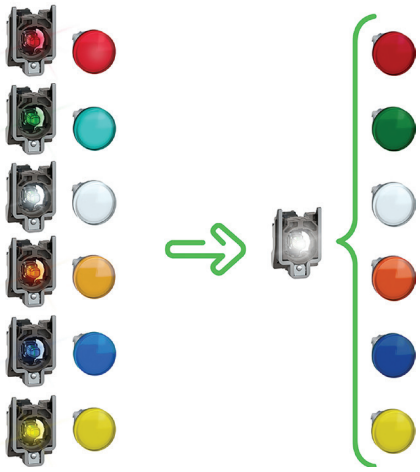

LED rationalization while ensuring the same functionality

Universal LED block for all illuminated functions

Harmony streamline the structure of pilot lights and actuators using LED by moving from 6 colored LEDs to a universal source of luminosity.

A unique technology that leads to the best lighting solution

- Divide by 6 the stocked part numbers (for a given wiring & voltage solution)
- Astonishing intensity and contrast with enhanced color purity
- Reduce conception and installation time
- Simplified maintenance
- Avoid errors on pairing between heads and light blocks, nomenclatures are simplified

The universal light blocks are now identifiable in the catalog with the below logo as well as physically on the product with the two letters ‘‘UN’’.



UN
Universal
for all color heads

Control stations and enclosures

Plastic control stations XALD and XALK
For Harmony XB5 control and signaling units Ø 22

Presentation

Harmony® XALD and XALK control stations are available in two forms:
- Complete
- For customer assembly

These control stations use the plastic bezel pushbuttons, switches and pilot lights of the Harmony XB5 range, which offers a wide choice of circular heads.

Complete pre-assembled stations

These are complete, ready to install, stations fitted with 1 to 3 buttons to cater for the most commonly encountered functions:

- **Start or Stop,** with:
  - 1 flush spring return pushbutton,
  - 1 red, spring return, mushroom head pushbutton.

- **Emergency stop or Emergency switching off,** with:
  - 1 red, latching, mushroom head pushbutton 3, either push-pull or turn to release, with or without key.

- **Start-Stop,** with:
  - 2 flush spring return pushbuttons,
  - 1 flush spring return pushbutton 1 + 1 projecting spring return pushbutton 2,
  - 1 2-position selector switch 4 + 1 pilot light with Universal LED, if required.

- **Two functions,** with:
  - 2 flush spring return pushbuttons 1.

- **Three functions,** with:
  - 3 flush spring return pushbuttons 1,
  - 2 flush spring return pushbuttons 1 + 1 projecting spring return pushbutton 2,
  - 2 flush spring return pushbuttons 1 + 1 red, latching, mushroom head pushbutton 3.

These pushbuttons, switches and pilot lights comprise plastic heads from the Harmony XB5 range and electrical blocks (contact or light) 8 that are mounted in the back of the enclosure.

Stations for customer assemblies

These stations are for assembly by the user and offer a choice of 2 assembly methods:

- **Box method**

Identical to the pre-assembled versions. The electrical blocks 8 are mounted on a metal mounting plate in the back of the enclosure 7.

- **Station method**

The electrical blocks 9 are mounted directly beneath the heads using a body/fixing collar 10.

It is possible to assemble stations with 1 to 5 heads, each of which can be combined with 3 electrical blocks 8 or 9 (contact or light).
The XAL range offers a wide choice of head types for:
- Spring return pushbuttons 1 or 2, either marked or unmarked
- Spring return mushroom head pushbuttons
- Latching mushroom head pushbuttons 3
- Selector switches with standard or long handle and key switches 4
- Toggle switches
- Pilot lights 5
- Illuminated spring return pushbuttons 6
- Illuminated selector switches with standard handle 4

Accessories for heads

Markings can be customized by using legend holders 11 which can either be fitted with pre-marked legends or legends engraved by the user. Alternatively, paper legends or peel-off legends (supplied on sheet for marking by laser printer) can be used.

XALD-K_CP19045

Customized products

Presentation *(Continued)*

Customization

- Markings on pushbutton, illuminated pushbuttons, and pilot lights caps
- Markings on accessories, like legend plates and legend panels
- Color plated bezel pushbuttons
- Marking on control station

Material and colors

- **Start-Stop** control stations (**XALD**):
light gray base “RAL 7035”, dark gray lid “RAL 7016”
- Control stations with **Emergency stop** or **Emergency switching off** functions (**XALK**): light gray “RAL 7035” base, yellow “RAL 7021” lid
- Lid fixing screws and nut material: stainless steel type A4, AISI 316.

Environment

- Protection degree: IP66, IP69 (EN/IEC 60529) and IP69K (ISO20653) and UL/CSA Enclosure type 4, 4X and 13
- Mechanical shock protection level: IK08 (EN50102/IEC60068-2-75)
- High pressure cleaning resistance: 70 x 10^5 Pa (70 bars), distance 0.1 m (temp. 55° C)
- Ambiant air temperature for operation: - 40 to + 70° C
- Conformity to standards :
  - EN/IEC 60947-5-1, 60947-5-4 for **Start-Stop** control stations,
  - EN/IEC 60204-1 and EN/ISO 13850 for control stations with **Emergency stop** function,
  - IEC 60364-5-53 for control stations with **Emergency switching off** function
- Product certifications : UL Listed, CSA, GOST

Connection

- Knock-out entries for cable-gland (CM 12, Pg 13.5 and tapped ISO 20).
- Knock-outs for cable entry through rear.

Control stations and enclosures

Plastic control stations XALD and XALK
For Harmony XB5 control and signaling units Ø 22
Complete stations (screw clamp terminal connections)

XALD102

XALD101

XALD164

Start or Stop function

■ Light gray “RAL 7035” base, dark gray “RAL 7016” lid

Description	Type of push	Dimensions *(1)* w x h x d mm/*in.*	Type of contact NO	Type of contact NC	Marking	Reference	Weight kg/*lb*
Marking on pushbutton							
1 spring return pushbutton	Flush, green	68 x 68 x 62/ *2.68 x 2.68 x 2.44*	1	–	I	**XALD102** *(2)*	0.135/*0.298*
					Marche	**XALD104** *(2)*	0.156/*0.344*
					Start	**XALD103** *(2)*	0.156/*0.344*
			1	1	I	**XALD102E**	0.165/*0.364*
	Flush, red	68 x 68 x 62/ *2.68 x 2.68 x 2.44*	–	1	O	**XALD112**	0.156/*0.344*
					Stop	**XALD114** *(2)*	0.165/*0.364*
			1	1	O	**XALD112E**	0.165/*0.364*
Marking on legend holder and legend below head							
1 spring return pushbutton	Flush, green	68 x 68 x 62/ *2.68 x 2.68 x 2.44*	1	–	Marche	**XALD101** *(2)*	0.157/*0.346*
					Start	**XALD101H29** *(2)*	0.157/*0.346*
1 mushroom head pushbutton, Ø 40 mm/*1.57 in.*, spring return	Red	68 x 68 x 86/ *2.68 x 2.68 x 3.39*	–	1	Arrêt	**XALD164** *(2)*	0.182/*0.401*
					Stop	**XALD164H29H7**	0.182/*0.401*

(1) Please see our website www.schneider-electric.com for more precised information about dimensions of components.
(2) Please add H7 for UL/CSA conformity, example: XALK102H7.

General:
page 4

Control stations and enclosures

Plastic control stations XALD and XALK
For Harmony XB5 control and signaling units Ø 22
Complete stations (screw clamp terminal connections)

Emergency stop and Emergency switching off functions conforming to EN/IEC 60204-1, 60364-5-53, EN/ISO 13850, and Machinery Directive 2006/42/EC
Emergency stop function: Mushroom head Emergency stop trigger action and mechanical latching pushbuttons conform to standards EN/IEC 60204-1 and EN/ISO 13850, to Machinery Directive 2006/42/EC and to standard EN/IEC 60947-5-5.
Emergency switching off function: Mushroom head switching off mechanical latching pushbuttons conform to standards IEC 60364-5-53 and EN/IEC 60947-5-5.
Please consult our Customer Care Centre for a full explanation of these standards and directives.

Emergency stop and Emergency switching off functions with trigger action and mechanical latching

- Light gray "RAL 7035" base, yellow "RAL 1021" lid
- Conformity to standards EN/IEC 60204-1, EN/ISO 13850 *(1)*, EN/IEC 60947-5-5 and to Machinery directive 2006/42/CE *(2)*

815196
XALK178●

815197
XALK188●

815195
XALK198

Description	Dimensions *(3)* w x h x d mm/*in.*	Type of contact NO	NC	NC MC(6)	Marking	Reference	Weight kg/*lb*
Unmarked							
1 mushroom head pushbutton, Ø 40 mm/*1.57 in.*, red Turn to release	68 x 68 x 92.5/ *2.68 x 2.68 x 3.64*	–	1	–	–	**XALK178** *(4)*	0.194/*0.428*
		–	2	–	–	**XALK178F** *(4)*	0.194/*0.428*
		–	–	1	–	**XALK1786** *(4) (6)*	0.197/*0.434*
		1	1	–	–	**XALK178E** *(4)*	0.194/*0.428*
		1	2	–	–	**XALK178G** *(4)*	0.194/*0.428*
1 mushroom head pushbutton, Ø 40 mm/*1.57 in.*, red Key release (key 455)	68 x 68 x 114.5/ *2.68 x 2.68 x 4.51*	–	1	–	–	**XALK188** *(4)*	0.188/*0.414*
		–	2	–	–	**XALK188F**	0.188/*0.414*
		1	1	–	–	**XALK188E** *(4)*	0.188/*0.414*
		1	2	–	–	**XALK188G**	0.188/*0.414*
1 mushroom head pushbutton, Ø 40 mm/*1.57 in.*, red Push-pull	68 x 68 x 91.5/ *2.68 x 2.68 x 3.60*	–	1	–	–	**XALK198** *(4)*	0.193/*0.425*
Marked							
1 mushroom head pushbutton, Ø 40 mm/1.57 in., red Turn to release	68 x 68 x 92.5/ *2.68 x 2.68 x 3.64*	–	2	–	EMERGENCY STOP	**XALK178FH29**	0.194/*0.428*
		–	2	–	NODSTOPP	**XALK178FH49**	0.194/*0.428*
		1	2	–	ARRET D'URGENCE	**XALK178GTHFR** *(5)*	0.197/*0.434*
		1	2	–	NODSTOP	**XALK178GTH26** *(5)*	0.197/*0.434*
		1	2	–	EMERGENCY STOP	**XALK178GTH29** *(5)*	0.197/*0.434*
		–	2	–	NODSTOP	**XALK188GTH26** *(5)*	0.188/*0.414*

(1) Our Customer Care Centre may provide a control station type XALK1●8 with marking of the Emergency stop function and of the logo in conformity with the requests of EN/ISO 13850 standard, paragraph 4.4.6.
(2) Please consult our Customer Care Centre for full details of these standards and directives.
(3) Please see our website www.schneider-electric.com for more precised information about dimensions of components.
(4) Please add H7 for UL/CSA conformity, example: XALK178H7.
(5) T for direct head mounting on cover with ZB5AZ009 fixing base.
(6) NC contact block with monitoring dedicated for Emergency stop head only.

Control stations and enclosures

Plastic control stations XALD and XALK
For Harmony XB5 control and signaling units Ø 22
Complete stations (screw clamp terminal connections)

Emergency stop and Emergency switching off functions conforming to EN/IEC 60204-1, 60364-5-53, EN/ISO 13850, and Machinery Directive 2006/42/EC
Emergency stop function: Mushroom head Emergency stop trigger action and mechanical latching pushbuttons conform to standards EN/IEC 60204-1 and EN/ISO 13850, to Machinery Directive 2006/42/EC and to standard EN/IEC 60947-5-5.
Emergency switching off function: Mushroom head switching off mechanical latching pushbuttons conform to standards IEC 60364-5-53 and EN/IEC 60947-5-5.
Please consult our Customer Care Centre for a full explanation of these standards and directives.

Illuminated Emergency stop and Emergency switching off pushbuttons with trigger action and mechanical latching

- Light gray “RAL 7035” base, yellow “RAL 1021” lid
- Conformity to standards EN/IEC 60204-1, EN/ISO 13850 *(1)*, EN/IEC 60947-5-5 and to Machinery directive 2006/42/CE *(2)*


XALD-K_660_CPMFS18037B

XALK84W3BE

XB5_CP19062

XALK178W3B140E

Description	Type of reset	Signalling type	Type of contact NO	Type of contact NC	Supply voltage	Reference	Weight kg/*lb*
Complete control station for Ø 22 mm/ 0.866 in. XB5 Emergency stop and Emergency switching off pushbuttons	Turn to release	Fixed white + fixed red, bi-color	1	1	24 V ⎓	**XALK84W3BE**	0.182/*0.401*
			1	2	24 V ⎓	**XALK84W3BG**	0.182/*0.401*
		Fixed, red	1	1	230 V ∿	**XALK84W2ME**	0.182/*0.401*
			1	2	230 V ∿	**XALK84W2MG**	0.182/*0.401*
		Fixed white + fixed red, bi-color	1	1	24V ⎓	**XALK178W3B140E**	0.180/*0.397*
			1	2	24V ⎓	**XALK178W3B140G**	0.180/*0.397*

(1) For compliance with EN/ISO 13850 standard, paragraph 4.4.6 Emergency Stop function logo has been added.
(2) Please consult our Customer Care Centre for full details of these standards and directives.

Control stations and enclosures

Plastic control stations XALD and XALK
For Harmony XB5 control and signaling units Ø 22
Complete stations (screw clamp terminal connections)

815203

XALD224

815202

XALD211H29

106613

XALD134

106614

XALD144

815199

XALD363B

Start-Stop function

■ Light gray "RAL 7035" base, yellow "RAL 1021" lid

Description	Dimensions (3) w x h x d mm/*in.*	Type of contact NO	Type of contact NC	Marking	Reference	Weight kg/*lb*
Marking on pushbutton *(2)*						
2 spring return pushbuttons: **- 1 flush, green** **- 1 flush, red**	68 x 106 x 62/ *2.68 x 4.17 x 2.44*	1 –	– 1	I O	**XALD213** *(3)*	0.233/*0.514*
				Marche Arrêt	**XALD224** *(3)*	0.233/*0.514*
				Start Stop	**XALD215** *(3)*	0.233/*0.514*
		1 1	1 1	I O	**XALD213E**	0.252/*0.556*
2 spring return pushbuttons: **- 1 flush, green** **- 1 projecting, red**	68 x 106 x 66.5/ *2.68 x 4.17 x 2.62*	1 –	– 1	I O	**XALD214**	0.234/*0.516*
				Start Stop	**XALD225** *(3)*	0.234/*0.516*
Marking on legend holder and legend below head						
2 spring return pushbuttons: **- 1 flush, green** **- 1 projecting, red**	68 x 106 x 62/ *2.68 x 4.17 x 2.44*	1 –	– 1	Marche Arrêt	**XALD211** *(3)*	0.233/*0.514*
				Start Stop	**XALD211H29** *(3)*	0.233/*0.514*
2 spring return pushbuttons, **- 1 flush, green** **- 1 flush, red**	68 x 106 x 62/ *2.68 x 4.17 x 2.44*	1 1	– –	Ouverture Fermeture	**XALD241**	0.233/*0.514*
1 selector switch with standard handle **2-position stay put**	68 x 106 x 80/ *2.68 x 4.17 x 3.15*	1	–	O-I	**XALD134** *(3)*	0.163/*0.359*
		1	–	Arrêt-Marche	**XALD132** *(3)*	0.163/*0.359*
1 key switch (key 455), key withdrawal from left-hand position	68 x 106 x 105.5/ *2.68 x 4.17 x 4.15*	1	–	O-I	**XALD144** *(3)*	0.187/*0.412*
				Arrêt-Marche	**XALD142**	0.196/*0.432*
		1	1	O-I	**XALD144E** *(3)*	0.196/*0.432*

Description	Dimensions (3) w x h x d mm/*in.*	Type of contact NO	Type of contact NC	Marking	Pilot light supply V	Reference	Weight kg/*lb*
With pilot light and marking on pushbutton *(2)*							
2 spring return pushbuttons and 1 red pilot light with Universal LED	68 x 136 x 64.5/ *2.68 x 5.35 x .54*	1 –	– 1	I O	24 ⎓	**XALD363B**	0.261/*0.575*
					120 ∼	**XALD363G** *(3)*	0.261/*0.575*
					230 ∼	**XALD363M**	0.261/*0.575*
With pilot light and marking on legend holder and legend below head							
2 spring return pushbuttons and 1 red pilot light with Universal LED	68 x 136 x 64.5/ *2.68 x 5.35 x .54*	1 –	– 1	Marche Arrêt	24 ⎓	**XALD361B**	0.261/*0.575*
					230 ∼	**XALD361M** *(3)*	0.261/*0.575*

(1) Please see our website www.schneider-electric.com for more precised information about dimensions of components.
(2) Push supplied with cap not clipped-in, allowing orientation through 90° in 360° steps.
(3) Please add H7 for UL/CSA conformity, example: XALD213H7.

General:
page 4

Control stations and enclosures

Plastic control stations XALD and XALK
For Harmony XB5 control and signaling units Ø 22
Complete stations (screw clamp terminal connections)

815206

XALD222

Two function

■ Light gray "RAL 7035" base, yellow "RAL 1021" lid

Description	Dimensions *(1)* w x h x d mm/*in.*	Type of contact NO	Type of contact NC	Marking	Reference	Weight kg/*lb*
Marking on pushbutton *(2)*						
2 spring return pushbuttons: **- 1flush, white** **- 1 flush, black**	68 x 106 x 62/ *2.68 x 4.17 x 2.44*	1 1	– –	⬆ ⇩	**XALD222** *(4)*	0.233/*0.514*
				➡ ⇦	**XALD223**	0.233/*0.514*
		1 1	1 1	⬆ ⇩	**XALD222E**	0.233/*0.514*

Three function

■ Light gray "RAL 7035" base, yellow "RAL 1021" lid

Description	Dimensions *(1)* w x h x d mm/*in.*	Type of contact NO	Type of contact NC	Marking	Reference	Weight kg/*lb*
Marking on pushbutton *(2)*						
3 spring return pushbuttons: **- 1 flush, green** **- 1 flush, red** **- 1 flush, green**	68 x 136 x 62/ *2.68 x .35 x 2.44*	1 – 1	– 1 –	I O II	**XALD339** *(4)*	0.298/*0.657*
3 spring return pushbuttons: **- 1 flush, white** **- 1 flush, red** **- 1 flush, black**	68 x 136 x 62/ *2.68 x .35 x 2.44*	1 – 1	– 1 –	⬆ O ⇩	**XALD324** *(4)*	0.298/*0.657*
				⬆ Stop ⇩	**XALD326** *(4)*	0.298/*0.657*
				➡ O ⇦	**XALD334** *(4)*	0.298/*0.657*
		1 1 1	1 1 1	⬆ O ⇩	**XALD324E**	0.317/*0.699*
3 spring return pushbuttons: **- 1 flush, white** **- 1 projecting, red** **- 1 flush, black**	68 x 136 x 62/ *2.68 x .35 x 2.44*	1 – 1	– 1 –	⬆ O ⇩	**XALD325**	0.299/*0.659*
2 spring return + 1 mushroom head pushbuttons: **- 1 flush, white** **- 1 mushroom head, red** *(3)* **- 1 flush, black**	68 x 136 x 87.5/ *2.68 x .35 x 3.44*	1 – 1	– 1 –	⬆ O ⇩	**XALD328** *(4)*	0.317/*0.699*
Marking on legend holder and legend below head *(2)*						
3 spring return pushbuttons: **- 1 flush, green** **- 1 flush, red** **- 1 flush, green**	68 x 136 x 62/ *2.68 x .35 x 2.44*	1 – 1	– 1 –	Avant Arrêt Arrière	**XALD311** *(4)*	0.299/*0.659*
				FORWARD STOP REVERSE	**XALD311H29H7**	0.299/*0.659*
				Montée Arrêt Descente	**XALD321**	0.299/*0.659*
				UP STOP DOWN	**XALD321H29H7**	0.299/*0.659*

815209

XALD339

815208

XALD334

(1) Please see our website www.schneider-electric.com for more precised information about dimensions of components.
(2) Push supplied with cap not clipped-in, allowing orientation through 90° in 360° steps.
(3) Standard turn to release, latching, Ø 30 mm/1.181 in.
(4) Please add H7 for UL/CSA conformity, example: XALD22H7.

Control stations and enclosures

Plastic control stations XALD and XALK
For Harmony XB5 control and signaling units Ø 22
Stations for customer assembly: empty enclosures

815211

XALD02

PF540623

XALK01H29

Empty control stations with metal mounting plate in the back of enclosure

Description	Text and logo	Dimensions *(1)* w x h x d mm/*in.*	Number of cut-outs	Reference	Weight kg/*lb*
Light gray "RAL 7035" base Dark gray "RAL 7016" lid	Without	68 x 68 x 53/ *2.68 x 2.68 x 2.09*	1	**XALD01** *(6)*	0.136/*0.300*
		68 x 106 x 53/ *2.68 x 4.17 x 2.09*	2	**XALD02** *(6)*	0.193/*0.425*
		68 x 136 x 53/ *2.68 x 5.35 x 2.09*	3	**XALD03** *(6)*	0.238/*0.525*
		68 x 166 x 53/ *2.68 x 6.54 x 2.09*	4	**XALD04** *(6)*	0.278/*0.613*
		68 x 196 x 53/ *2.68 x 7.72 x 2.09*	5	**XALD05** *(6)*	0.322/*0.710*
Light gray "RAL 7035" base Yellow "RAL 1021" lid For Emergency stop function *(7)*	Without	68 x 68 x 53/ *2.68 x 2.68 x 2.09*	1	**XALK01** *(5) (6)*	0.136/*0.300*
		68 x 106 x 53/ *2.68 x 4.17 x 2.09*	2	**XALK02**	0.193/*0.425*
		68 x 136 x 53/ *2.68 x 5.35 x 2.09*	3	**XALK03** *(5)*	0.238/*0.525*
		68 x 166 x 53/ *2.68 x 6.54 x 2.09*	4	**XALK04**	0.278/*0.613*
		68 x 196 x 53/ *2.68 x 7.72 x 2.09*	5	**XALK05**	0.322/*0.710*
	With text "ARRET D'URGENCE" *(2)* and logo *(3)*	68 x 68 x 53/ *2.68 x 2.68 x 2.09*	1	**XALK01HFR**	0.136/*0.300*
	With text "EMERGENCY STOP" *(2)* and logo *(3)*	68 x 68 x 53/ *2.68 x 2.68 x 2.09*	1	**XALK01H29**	0.136/*0.300*
CSA + UL certified *(4)*					
Light gray "RAL 7035"base Dark gray "RAL 7016" lid	Without	68 x 68 x 53/ *2.68 x 2.68 x 2.09*	1	**XALD01H7**	0.136/*0.300*
		68 x 106 x 53/ *2.68 x 4.17 x 2.09*	2	**XALD02H7**	0.205/*0.425*
		68 x 136 x 53/ *2.68 x 5.35 x 2.09*	3	**XALD03H7**	0.238/*0.525*
		68 x 136 x 53/ *2.68 x 5.35 x 2.09*	3	**XALD04H7**	0.238/*0.525*
		68 x 136 x 53/ *2.68 x 5.35 x 2.09*	3	**XALD05H7**	0.238/*0.525*

Empty control stations with direct head mounting on cover with ZB5AZ009 fixing base

Light gray "RAL 7035" base Yellow "RAL 1021" lid For Emergency stop function	With text "NODSTOP" *(2)* and logo *(3)*	68 x 68 x 53/ *2.68 x 2.68 x 2.09*	1	**XALK01TH26**	0.136/*0.300*

(1) Please see our website www.schneider-electric.com for more precised information about dimensions of components.
(2) For supply of the text in an other language, please consult our Customer Care Centre.
(3) For complying with ISO 13850 standard, paragraph 4.4.6., Emergency Stop function logo has been added.
(4) Volt-free commoning/earth terminal included.
(5) Please add H7 for UL/CSA conformity, example: XALD01H7.
(6) To add customized markings on these references through web customization tool, see page 7.
(7) Red color pushbutton must be used only for Emergency stop function with XALK yellow background.

Control stations and enclosures

Plastic control stations XALD and XALK
For Harmony XB5 control and signaling units Ø 22
Stations for customer assembly: electrical blocks

XALD-K_660_CPODA2016039

ZENL1121

815217

ZALV●1

815215

ZBV●1

815220

ZBZV●

815216

ZB5AZ009

Electrical blocks and accessories for mounting in back of enclosure

Description	Supply Voltage	Type of contact	Sold in lots of	Unit reference	Weight kg/*lb*
Electrical blocks with screw clamp terminal connections					
Standard contact blocks *(1)*	–	NO contact	5	**ZENL1111**	0.015/*0.033*
	–	NC contact	5	**ZENL1121**	0.015/*0.033*
Universal LED light block *(1)*	24 V ⎓	–	5	**ZALVB1**	0.015/*0.033*
	110…120 V ∼	–	5	**ZALVG1**	0.015/*0.033*
	230…240 V ∼	–	5	**ZALVM1**	0.015/*0.033*

UN Universal for all color heads

Electrical blocks and accessories for mounting on cover with ZB5AZ009 fixing base

Description	Supply Voltage	Type of contact	Sold in lots of	Unit reference	Weight kg/*lb*
Electrical blocks with screw clamp terminal connections					
Standard contact blocks *(1)*	–	NO contact	5	**ZBE101**	0.016/*0.035*
	–	NC contact	5	**ZBE102**	0.016/*0.035*
Universal LED light block *(1)*	24 V ⎓	–	5	**ZBVB1**	0.016/*0.035*
	110…120 V ∼	–	5	**ZBVG1**	0.016/*0.035*
	230…240 V ∼	–	5	**ZBVM1**	0.016/*0.035*

UN Universal for all color heads

Description	For use with	Supply voltage V	Level of protection	Sold in lots of	Unit reference	Weight kg/*lb*
Electrical blocks with screw clamp terminal connections						
Body/fixing collar Sold in lots of 10	Electrical blocks (contact or light)	–	–	10	**ZB5AZ009**	0.006/*0.013*

(1) A maximum of 3 electrical blocks can be fitted per associated head, in which only middle position can be for light block.

Control stations and enclosures

Plastic control stations XALD and XALK
For Harmony XB5 control and signaling units Ø 22
Stations for customer assembly: heads

XB5KS2B4

Annunciators (IP66, IP67, and IP69)				
Characteristics	**Supply voltage V**	**Color**	**Reference**	**Weight kg/*lb***
Continuous or intermittent non-illuminated buzzer - 90dB, 6.8kHz	24 ⎓ - 50 or 60 Hz	-	**XB5KSB**	0.024/*0.053*
	110…120 V ⎓ - 50 or 60 Hz	-	**XB5KSG**	0.024/*0.053*
	230…240 ∿ - 50 or 60 Hz	-	**XB5KSM**	0.024/*0.053*
Continuous or intermittent illuminated buzzer - 90dB, 6.8kHz	24 ⎓ - 50 or 60 Hz	Red	**XB5KS2B4**	0.024/*0.053*
	110…120 V ⎓ - 50 or 60 Hz	Red	**XB5KS2G4**	0.024/*0.053*
	230…240 ∿ - 50 or 60 Hz	Red	**XB5KS2M4**	0.024/*0.053*
	24 ⎓ - 50 or 60 Hz	Yellow	**XB5KS2B8**	0.024/*0.053*
	110…120 V ⎓ - 50 or 60 Hz	Yellow	**XB5KS2G8**	0.024/*0.053*
	230…240 ∿ - 50 or 60 Hz	Yellow	**XB5KS2M8**	0.024/*0.053*

(1) To add customized markings on these references using web customization tool, see page 7.

Control stations and enclosures

Plastic control stations XALD and XALK
For Harmony XB5 control and signaling units Ø 22
Stations for customer assembly: heads

815224

ZB5AA0

815224

ZB5AA5

103545_2

ZB5AP2S

815226

ZB5AL3

Heads for spring return pushbuttons - unmarked

Shape of head	Type of push	Color of cap	Reference: For black bezel	Reference: For gray bezel *(4)*	Weight kg/*lb*
	Without cap *(1)*	–	ZB5AA0	–	0.022/*0.049*
	Flush, with set of 6 colored caps	6 colors *(2)*	ZB5AA9	–	0.027/*0.060*
	Flush	White	ZB5AA1	ZB5AA1C0	0.018/*0.040*
		Black	ZB5AA2	ZB5AA2C0	0.018/*0.040*
		Green	ZB5AA3	ZB5AA3C0	0.018/*0.040*
		Red	ZB5AA4	ZB5AA4C0	0.018/*0.040*
		Yellow	ZB5AA5	ZB5AA5C0	0.018/*0.040*
		Blue	ZB5AA6	ZB5AA6C0	0.018/*0.040*
		Gray	ZB5AA8	ZB5AA8C0	0.018/*0.040*
	Flush with transparent cap, for insertion of legend *(3)*	White	ZB5AA18	ZB5AA18C0	0.018/*0.040*
		Green	ZB5AA38	ZB5AA38C0	0.018/*0.040*
		Red	ZB5AA48	ZB5AA48C0	0.018/*0.040*
		Yellow	ZB5AA58	ZB5AA58C0	0.018/*0.040*
		Blue	ZB5AA68	ZB5AA68C0	0.018/*0.040*
	Booted (colored silicone) Can be replaced without dismantling the head	White	ZB5AP1S	–	0.014/*0.031*
		Black	ZB5AP2S	–	0.014/*0.031*
		Green	ZB5AP3S	–	0.014/*0.031*
		Red	ZB5AP4S	–	0.014/*0.031*
		Yellow	ZB5AP5S	–	0.014/*0.031*
		Blue	ZB5AP6S	–	0.014/*0.031*
	Projecting	White	ZB5AL1	ZB5AL1C0	0.019/*0.042*
		Black	ZB5AL2	ZB5AL2C0	0.019/*0.042*
		Green	ZB5AL3	ZB5AL3C0	0.019/*0.042*
		Red	ZB5AL4	ZB5AL4C0	0.019/*0.042*
		Yellow	ZB5AL5	ZB5AL5C0	0.019/*0.042*
		Blue	ZB5AL6	ZB5AL6C0	0.019/*0.042*
	Recessed (high guard)	White	ZB5AA16	ZB5AA16C0	0.019/*0.042*
		Black	ZB5AA26	ZB5AA26C0	0.019/*0.042*
		Green	ZB5AA36	ZB5AA36C0	0.019/*0.042*
		Red	ZB5AA46	ZB5AA46C0	0.019/*0.042*
		Yellow	ZB5AA56	ZB5AA56C0	0.019/*0.042*
		Blue	ZB5AA66	ZB5AA66C0	0.019/*0.042*

(1) Cap to be ordered separately, see page 36.
(2) Head supplied with 6 different colored caps (white, black, green, red, yellow, blue).
(3) For legend ordering information, see page 32.
(4) To add customized markings on these references using the web customization tool, see page 7.

Control stations and enclosures

Plastic control stations XALD and XALK
For Harmony XB5 control and signaling units Ø 22
Stations for customer assembly: heads

815233
ZB5AA331

815234
ZB5AA432

815235
ZB5AL232

Heads for spring return pushbuttons - marked

Shape of head	Type of push	Marking Text	Marking Color	Color of cap	Reference For black bezel	Reference For gray bezel (2)	Weight kg/*lb*
	Flush *(1)*	I	White	Green	ZB5AA331	ZB5AA331C0	0.018/*0.040*
			Black	White	ZB5AA131	ZB5AA131C0	0.018/*0.040*
		II	White	Green	ZB5AA336	–	0.018/*0.040*
		START	White	Green	ZB5AA333	ZB5AA333C0	0.018/*0.040*
		ON	White	Green	ZB5AA341	–	0.018/*0.040*
		MARCHE	White	Green	ZB5AA342	–	0.018/*0.040*
			White	Black	ZB5AA245	–	0.018/*0.040*
			Black	White	ZB5AA145	–	0.018/*0.040*
		O	White	Red	ZB5AA432	ZB5AA432C0	0.018/*0.040*
				Black	ZB5AA232	–	0.018/*0.040*
		ARRET	White	Red	ZB5AA433	–	0.018/*0.040*
		STOP	White	Red	ZB5AA434	ZB5AA434C0	0.018/*0.040*
				Black	ZB5AA234	–	0.018/*0.040*
		OFF	White	Red	ZB5AA435	–	0.018/*0.040*
		UP	Black	White	ZB5AA343	–	0.018/*0.040*
		DOWN	White	Black	ZB5AA344	–	0.018/*0.040*
		↑	White	Black	ZB5AA335	ZB5AA334C0	0.018/*0.040*
			Black	White	ZB5AA334	ZB5AA335C0	0.018/*0.040*
	Projecting *(1)*	O	White	Red	ZB5AL432	ZB5AL432C0	0.019/*0.042*
				Black	ZB5AL232	–	0.019/*0.042*
		STOP	White	Red	ZB5AL434	–	0.019/*0.042*

815236
ZB5AC24

815237
ZB5AC2

Mushroom heads for spring return pushbuttons

Shape of head Type of push	Diameter of push mm/in.	Color of push	Reference	Weight kg/*lb*
	30/*1.181*	Black	ZB5AC24	0.027/*0.060*
		Green	ZB5AC34	0.027/*0.060*
		Red	ZB5AC44	0.027/*0.060*
		Yellow	ZB5AC54	0.027/*0.060*
		Blue	ZB5AC64	0.027/*0.060*
	40/*1.575*	Black	ZB5AC2	0.046/*0.101*
		Green	ZB5AC3	0.046/*0.101*
		Red	ZB5AC4	0.046/*0.101*
		Yellow	ZB5AC5	0.046/*0.101*
		Blue	ZB5AC6	0.046/*0.101*

(1) Push supplied with cap not clipped-in, allowing orientation through 90° in 360° steps.
(2) To add customized markings on these references using the web customization tool, see page 7.

Control stations and enclosures

Plastic control stations XALD and XALK
For Harmony XB5 control and signaling units Ø 22
Stations for customer assembly: heads

110354

ZB5AT2

53558

ZB5AS62

110363

ZB5AS72

110340

ZB5AW733

Mushroom head pushbuttons *(1)*

Shape of head	Type of reset	Push Diameter Ø mm/*in.*	Color	Reference	Weight kg/*lb*
Heads only					
	Push-pull	30/*1.181*	Black	**ZB5AT24**	0.044/*0.097*
		40/*1.575*	Black	**ZB5AT2**	0.049/*0.108*
		60/*2.362*	Black	**ZB5AX2**	0.067/*0.148*
	Turn to release	30/*1.181*	Black	**ZB5AS42**	0.040/*0.088*
		40/*1.575*	Black	**ZB5AS52**	0.044/*0.097*
		40/*1.575*	Yellow	**ZB5AS55**	0.044/*0.097*
		60/*2.362*	Black	**ZB5AS62**	0.064/*0.141*
	Key release (key 455) (2 keys included with head) *(2) (3)*	30/*1.181*	Black	**ZB5AS72**	0.040/*0.088*
		40/*1.575*	Black	**ZB5AS12**	0.044/*0.097*

Illuminated mushroom head pushbuttons

Shape of head	Type of reset	Push Diameter Ø mm/*in.*	Color	Reference	Weight kg/*lb*
	Turn to release	40/*1.575*	White	**ZB5AW713**	0.022/*0.049*
			Green	**ZB5AW733**	0.022/*0.049*
			Orange	**ZB5AW753**	0.022/*0.049*
			Blue	**ZB5AW763**	0.022/*0.049*

(1) These pushbuttons and heads cannot be used for an Emergency stop function. Therefore, it is recommended that a legend with a black or white background is used.
(2) For specific keys, please contact our Customer Care Center.
(3) The symbol indicates key withdrawal position(s).

Control stations and enclosures

Plastic control stations XALD and XALK
For Harmony XB5 control and signaling units Ø 22
Emergency stop and Emergency switching off heads and circular yellow legends

Emergency stop and Emergency switching off functions conforming to EN/IEC 60204-1, 60364-5-53, EN/ISO 13850, and Machinery Directive 2006/42/EC

Emergency stop function: Mushroom head Emergency stop trigger action and mechanical latching pushbuttons conform to standards EN/IEC 60204-1 and EN/ISO 13850, Machinery Directive 2006/42/EC, and standard EN/IEC 60947-5-5.
Emergency switching off function: Mushroom head switching off mechanical latching pushbuttons conform to standards IEC 60364-5-53 and EN/IEC 60947-5-5.
Please contact our Customer Care Center for an explanation of these standards and directives.


PF513664
ZB5AT84


PF513666
ZB5AS844


PF513665
ZB5AS834

PF513663
ZB5AS934

Emergency stop and switching off pushbuttons with trigger action and mechanical latching *(1)*

Screw clamp terminal connections (Schneider Electric anti-loosening system)

Shape of head	Type of reset	Push: Diameter Ø mm/*in.*	Push: Color	Reference	Weight kg/*lb*
Heads only					
	Push-pull	30/*1.181*	Red	**ZB5AT844**	0.049/*0.108*
		40/*1.575*	Red	**ZB5AT84**	0.049/*0.108*
		60/*2.362*	Red	**ZB5AX84**	0.067/*0.148*
	Turn to release	30/*1.181*	Red	**ZB5AS834**	0.042/*0.002*
		40/*1.575*	Red	**ZB5AS844**	0.046/*0.002*
	Key release (key 455) (2 keys included with head) *(2)(3)*	30/*1.181*	Red	**ZB5AS934**	0.068/*0.003*
		40/*1.575*	Red	**ZB5AS944**	0.071/*0.003*
		60/*2.362*	Red	**ZB5AS964**	0.092/*0.004*
	Key release (key 4A185) *(2)(3)*	40/*1.575*	Red	**ZB5AS944D**	0.071/*0.003*


PF131618A
ZBY9121

PF131622A
ZBY9420

XB4_632_CPMFS18026A
ZBY9W2B330

Circular yellow legends for Emergency stop *(4)*

Description	Marking	Color	Sold in lots of	Reference	Weight kg/*lb*
Ø 60 mm/*2.362 in.* legend for Emergency stop function	–	Yellow	5	**ZBY9121**	0.007/*0.015*
	EMERGENCY STOP	Yellow	5	**ZBY9320**	0.007/*0.015*
	ARRET D'URGENCE	Yellow	5	**ZBY9120**	0.007/*0.015*
	NOT HALT	Yellow	5	**ZBY9220**	0.007/*0.015*
	PARADA DE EMERGENCIA	Yellow	5	**ZBY9420**	0.007/*0.015*
	ARRESTO DI EMERGENZA	Yellow	5	**ZBY9620**	0.007/*0.015*

Illuminated rings for Emergency stop *(4) (5)*

Description	Marking	Marking Signaling	Color	Sold in lots of	Reference	Weight kg/*lb*
Ø 60 mm/*2.362 in.* illuminated ring for Emergency stop	EMERGENCY STOP	Fixed, red 24 V ≂	Yellow	1	**ZBY9W2B330**	0.031/*0.068*
	ARRET D'URGENCE	Fixed, red 24 V ≂	Yellow	1	**ZBY9W2B130**	0.031/*0.068*
	NOT HALT	Fixed, red 24 V ≂	Yellow	1	**ZBY9W2B230**	0.031/*0.068*

(1) It is recommended that a legend or yellow background is used.
(2) The symbol indicates key withdrawal position(s).
(3) For specific keys, please contact our Customer Care Center.
(4) For compliance with standard EN/ISO 13850, paragraph 4.4.6, the Emergency Stop function logo has been added.
(5) For additional references, see *page 33*.

Control stations and enclosures

Plastic control stations XALD and XALK
For Harmony XB5 control and signaling units Ø 22
Emergency stop and Emergency switching off heads and circular yellow legends

Emergency stop and Emergency switching off functions conforming to EN/IEC 60204-1, 60364-5-53, EN/ISO 13850, and Machinery Directive 2006/42/EC

Emergency stop function: Mushroom head Emergency stop trigger action and mechanical latching pushbuttons conform to standards EN/IEC 60204-1 and EN/ISO 13850, Machinery Directive 2006/42/EC, and standard EN/IEC 60947-5-5.
Emergency switching off function: Mushroom head switching off mechanical latching pushbuttons conform to standards IEC 60364-5-53 and EN/IEC 60947-5-5.
Please contact our Customer Care Center for an explanation of these standards and directives.

XB5_633_CPFJR18128A

ZB5AS84W2B

Illuminated and non illuminated Emergency stop and Emergency switching off pushbuttons with trigger action and mechanical latching

Shape of head	Type of reset	Signaling type	Type of contact	Supply voltage V	Diameter Ø mm/*in.*	Color of the push	Reference	Weight kg/*lb*
Heads only								
	Turn to release	–		–	60/*2.362*	Red	**ZB5AS84W00**	0.055/*0.121*
		Fixed, red		24 ⎓	60/*2.362*	Red	**ZB5AS84W2B**	0.055/*0.121*
		Fixed, red		120 ∿	60/*2.362*	Red	**ZB5AS84W2G**	0.055/*0.121*
		Fixed, red		230 ∿	60/*2.362*	Red	**ZB5AS84W2M**	0.055/*0.121*
		Fixed white + fixed red, bi-color		24 ⎓	60/*2.362*	Red	**ZB5AS84W3B**	0.055/*0.121*

XALD-K_660_CPMFS18039B



XALKW01

Empty control stations with metal mounting plate in the back of enclosure *(1)*

Description	Dimensions *(4)* w x h x d mm/in.	Number of cut-outs	Reference	Weight kg/*lb*
Light gray "RAL 7035" base Yellow "RAL 1021" lid For Emergency stop function *(2)(3)*	68 x 68 x 53/ *2.68 x 2.68 x 2.09*	1	**XALKW01**	0.116/*0.56*

(1) For compliance with standard EN/ISO 13850, paragraph 4.4.6, the Emergency Stop function logo has been added.
(2) Compatible only with illuminated Emergency stop pushbuttons ZB5AS84W●● and illuminated rings ZBY9W●●.
(3) Red color pushbutton must be used only for Emergency stop function with XALK yellow background.
(4) Please see our website www.schneider-electric.com for more precised information about dimensions of components.

Control stations and enclosures

Plastic control stations XALD and XALK
For Harmony XB5 control and signaling units Ø 22
Emergency stop and Emergency switching off heads and circular yellow legends

Emergency stop and Emergency switching off functions conforming to EN/IEC 60204-1, 60364-5-53, EN/ISO 13850, and Machinery Directive 2006/42/EC

Emergency stop function: Mushroom head Emergency stop trigger action and mechanical latching pushbuttons conform to standards EN/IEC 60204-1 and EN/ISO 13850, Machinery Directive 2006/42/EC, and standard EN/IEC 60947-5-5.
Emergency switching off function: Mushroom head switching off mechanical latching pushbuttons conform to standards IEC 60364-5-53 and EN/IEC 60947-5-5.
Please contact our Customer Care Center for an explanation of these standards and directives.

PF150018A

ZB5AT8643M

Illuminated Emergency stop and Emergency switching off functions, mechanical latching pushbuttons with mechanical state indicator
For elevator inspection box applications

Shape of head	Type of reset	Push Diameter Ø mm/*in.*	Push Color	Unit reference	Weight kg/*lb*
Heads only *(1)*					
	Push-pull *(2)* For Emergency stop and Emergency switching off function	40/*1.575*	Red	ZB5AT8643M	0.034/*0.075*

PF150018

ZB5AT8643M330

Description	Conforming to standards	Marking on yellow background	Sold in lots of	Reference	Weight kg/*lb*
Illuminated Emergency stop function ZB5AT8643M with Ø 60mm / *2.362 in.* legend plate	EN/IEC 60204-1 and EN/ISO 13850	-	10	ZB5AT8643M140	0.034/*0.075*
		ARRET D'URGENCE	10	ZB5AT8643M130	0.034/*0.075*
		EMERGENCY STOP	10	ZB5AT8643M330	0.034/*0.075*
		NOT HALT	10	ZB5AT8643M230	0.034/*0.075*
		PARADA DE EMERGENCIA	10	ZB5AT8643M430	0.034/*0.075*
		ARRESTO DI EMERGENZA	10	ZB5AT8643M630	0.034/*0.075*

XB5_633_CPODA2016037

ZB5AW743

Illuminated Emergency switching off function only, mechanical latching pushbuttons
Screw clamp terminal connections (Schneider Electric anti-loosening system)

Shape of head	Type of reset	Push Diameter Ø mm/*in.*	Push Color	Reference	Weight kg/*lb*
	Turn to release	40/*1.575*	Red	ZB5AW743	0.022/*0.049*

XB4_632_CPFJR18301

ZBY9360

Circular yellow legends for ZB5AW743

Diameter mm/*in.*	Conforming to standards	Marking on yellow background	Sold in lots of	Reference	Weight kg/*lb*
Used for "Emergency switching off" function					
60/*2.362*	EN/IEC 60204-1	–	10	ZBY9101	0.004/*0.009*
		COUPURE D'URGENCE	10	ZBY9160	0.004/*0.009*
		EMERGENCY SWITCHING OFF	10	ZBY9360	0.004/*0.009*
		NOT-AUS	10	ZBY9260	0.004/*0.009*

(1) Only for use with bodies comprising a light source with universal LED.
(2) Cannot be used with metal guards ZBZ160●.

Control stations and enclosures

Plastic control stations XALD and XALK
For Harmony XB5 control and signaling units Ø 22
General safe stops

General safe stops

General safe stops are used to stop the operation of a machine in a safe manner. These devices cannot be used as an Emergency stop and must not be associated with a yellow background. General safe stops comprise a yellow bezel and black head.

PF131624A

ZB5AS842Y

Shape of head	Type of reset	Push		Reference	Weight kg/*lb*
		Diameter Ø mm/*in.*	Color		
	Turn to release	40/*1.575*	Black	**ZB5AS842Y**	0.046/*0.101*

Bellows for harsh environments *(1)*

107366

ZBZ58

Description	Material	For use with	Color	Sold in lots of	Unit reference	Weight kg/*lb*
For use in environments subject to humidity, dust, high pressure cleaning, etc.	Silicone	Other functions	Black	2	**ZBZ28**	0.009/*0.020*
		Emergency stop/switching off function	Yellow	2	**ZBZ58**	0.009/*0.020*

(1) Not compatible with Ø 30 mm/1.181 in. pushbuttons.

Control stations and enclosures

Plastic control stations XALD and XALK
For Harmony XB5 control and signaling units Ø 22
Stations for customer assembly: heads

106215

ZB5AD2

IOP107728_rouge

ZB5AD204

Heads for selector switches *(1)*

Shape of head	Type of operator	Number and type of positions	Reference: For black bezel	Reference: For gray bezel *(2)*	Weight kg/*lb*
	Standard handle, black	2 - stay put	ZB5AD2	ZB5AD2C0	0.017/*0.037*
		2 - spring return from right to left	ZB5AD4	ZB5AD4C0	0.020/*0.044*
		3 - stay put	ZB5AD3	ZB5AD3C0	0.017/*0.037*
		3 - spring return to centre	ZB5AD5	ZB5AD5C0	0.017/*0.037*
		3 - spring return from left to centre	ZB5AD7	ZB5AD7C0	0.017/*0.037*
		3 - spring return from right to centre	ZB5AD8	ZB5AD8C0	0.017/*0.037*
	Standard handle, white	2 - stay put	ZB5AD201	ZB5AD201C0	0.017/*0.037*
		2 - spring return from right to left	–	ZB5AD401C0	0.020/*0.044*
		3 - stay put	ZB5AD301	ZB5AD301C0	0.017/*0.037*
		3 - spring return to centre	ZB5AD501	ZB5AD501C0	0.017/*0.037*
		3 - spring return from left to centre	–	ZB5AD701C0	0.017/*0.037*
		3 - spring return from right to centre	–	ZB5AD801C0	0.017/*0.037*
	Standard handle, green	2 - stay put	ZB5AD203	ZB5AD203C0	0.017/*0.037*
		2 - spring return from right to left	–	ZB5AD403C0	0.020/*0.044*
		3 - stay put	ZB5AD303	ZB5AD303C0	0.017/*0.037*
		3 - spring return to centre	ZB5AD503	ZB5AD503C0	0.017/*0.037*
		3 - spring return from left to centre	–	ZB5AD703C0	0.017/*0.037*
		3 - spring return from right to centre	–	ZB5AD803C0	0.017/*0.037*

(1) Can only be used for actuation of end of row (side) mounted contacts.
(2) To add customized markings on these references using the web customization tool, see *page 7*.

Control stations and enclosures

Plastic control stations XALD and XALK
For Harmony XB5 control and signaling units Ø 22
Stations for customer assembly: heads

106215

ZB5AD204

Heads for selector switches *(1) (continued)*

Shape of head	Type of operator	Number and type of positions	Reference: For black bezel	Reference: For gray bezel *(2)*	Weight kg/*lb*
	Standard handle, red	2 - stay put	ZB5AD204	ZB5AD204C0	0.017/*0.037*
		2 - spring return from right to left	–	ZB5AD404C0	0.020/*0.044*
		3 - stay put	ZB5AD304	ZB5AD304C0	0.017/*0.037*
		3 - spring return to centre	–	ZB5AD504C0	0.017/*0.037*
		3 - spring return from left to centre	–	ZB5AD704C0	0.017/*0.037*
		3 - spring return from right to centre	–	ZB5AD804C0	0.017/*0.037*
	Standard handle, yellow	2 - stay put	ZB5AD205	ZB5AD205C0	0.017/*0.037*
		2 - spring return from right to left	–	ZB5AD405C0	0.020/*0.044*
		3 - stay put	ZB5AD305	ZB5AD305	0.017/*0.037*
		3 - spring return to centre	–	ZB5AD505	0.017/*0.037*
		3 - spring return from left to centre	–	ZB5AD705	0.017/*0.037*
		3 - spring return from right to centre	–	ZB5AD805	0.017/*0.037*
	Standard handle, blue	2 - stay put	ZB5AD206	ZB5AD206	0.017/*0.037*
		2 - spring return from right to left	–	ZB5AD406	0.020/*0.044*
		3 - stay put	ZB5AD306	ZB5AD306	0.017/*0.037*
		3 - spring return to centre	ZB5AD506	ZB5AD506	0.017/*0.037*
		3 - spring return from left to centre	–	ZB5AD706	0.017/*0.037*
		3 - spring return from right to centre	ZB5AD806	ZB5AD806	0.017/*0.037*
	Long handle, black	2 - stay put	ZB5AJ2	ZB5AJ2C0	0.017/*0.037*
		2 - spring return from right to left	ZB5AJ4	ZB5AJ4C0	0.020/*0.044*
		3 - stay put	ZB5AJ3	ZB5AJ3C0	0.017/*0.037*
		3 - spring return to centre	ZB5AJ5	ZB5AJ5C0	0.017/*0.037*
		3 - spring return from left to centre	ZB5AJ7	ZB5AJ7C0	0.017/*0.037*
		3 - spring return from right to centre	ZB5AJ8	ZB5AJ8C0	0.017/*0.037*

106219

ZB5AJ●

(1) Can only be used for actuation of end of row (side) mounted contacts.
(2) To add customized markings on these references using the web customization tool, see page 7.

Control stations and enclosures

Plastic control stations XALD and XALK
For Harmony XB5 control and signaling units Ø 22
Stations for customer assembly: heads

106221

ZB5AD39

106224



ZB5AG2

106223

ZB5AG3

Heads for selector switches *(1) (continued)*

Shape of head	Type of operator	Number and type of positions *(2)*		Reference: For black bezel	Reference: For gray bezel *(4)*	Weight kg/*lb*
	Knurled knob, black *(3)*	2 - stay put		ZB5AD29	ZB5AD29C0	0.020/*0.044*
		2 - spring return from right to left		–	ZB5AD49C0	0.024/*0.053*
		3 - stay put		ZB5AD39	ZB5AD39C0	0.020/*0.044*
		3 - spring return to centre		ZB5AD59	ZB5AD59C0	0.020/*0.044*
		3 - spring return from left to centre		–	ZB5AD79C0	0.020/*0.044*
		3 - spring return from right to centre		–	ZB5AD89C0	0.020/*0.044*
	Key switch with key 455 *(3)*	2 - stay put		ZB5AG2	ZB5AG2C0	0.057/*0.126*
				ZB5AG02	–	0.057/*0.126*
				ZB5AG4	ZB5AG4C0	0.057/*0.126*
		2 - spring return from right to left		ZB5AG6	ZB5AG6C0	0.061/*0.134*
		3 - stay put		ZB5AG0	ZB5AG0C0	0.057/*0.126*
				ZB5AG3	ZB5AG3C0	0.057/*0.126*
				ZB5AG5	–	0.057/*0.126*
				ZB5AG9	ZB5AG9C0	0.057/*0.126*
				ZB5AG09	–	0.057/*0.126*
		3 - spring return from left to centre		ZB5AG1	–	0.057/*0.126*
		3 - spring return to centre		ZB5AG7	ZB5AG7C0	0.057/*0.126*
		3 - spring return from right to centre		ZB5AG8	–	0.057/*0.126*
				ZB5AG05	ZB5AG05C0	0.057/*0.126*
				ZB5AG08	ZB5AG08C0	0.057/*0.126*

(1) Can only be used for actuation of end of row (side) mounted contacts.
(2) The symbol "⚷" indicates key withdrawal position(s).
(3) For specific keys, please contact our Customer Care Center.
(4) To add customized markings on these references using the web customization tool, see page 7.

Control stations and enclosures

Plastic control stations XALD and XALK
For Harmony XB5 control and signaling units Ø 22
Stations for customer assembly: heads

XB5_633_CPMFS18296

ZB5AG2DC0

106224



ZB5AG●●

Heads for selector switches *(1) (continued)*

Shape of head	Type of operator	Number and type of positions *(2)*		Reference: For black bezel	Reference: For gray bezel *(3)*	Weight kg/*lb*
	Key switch with key 8D1	2 - stay put		**ZB5AG2D**	**ZB5AG2DC0**	0.057/*0.126*
				ZB5AG02D	–	0.057/*0.126*
				ZB5AG4D	**ZB5AG4DC0**	0.057/*0.126*
		2 - spring return from right to left		**ZB5AG6D**	–	0.061/*0.134*
		3 - stay put		**ZB5AG0D**	–	0.057/*0.126*
				ZB5AG3D	–	0.057/*0.126*
				ZB5AG03D	–	0.057/*0.126*
		3 - spring return from left to centre to centre		**ZB5AG07D**	–	0.057/*0.126*
		3 - spring return to centre		**ZB5AG7D**	–	0.057/*0.126*

815307

ZB5AD28

XB5_633_CPMFS18281

ZB5AD2804C0

Heads for toggle switches

Shape of head	Description	Lever	Type of position		Reference: For black bezel	Reference: For gray bezel *(3)*	Weight kg/*lb*
	2-position	Black	Stay put		**ZB5AD28**	**ZB5AD28C0**	0.023/*0.051*
			Spring return		–	**ZB5AD48C0**	0.023/*0.051*
		White	Stay put		**ZB5AD2801**	**ZB5AD2801C0**	0.023/*0.051*
		Red	Stay put		**ZB5AD2804**	**ZB5AD2804C0**	0.023/*0.051*
		Blue	Stay put		–	**ZB5AD2806C0**	0.023/*0.051*

(1) Can only be used for actuation of end of row (side) mounted contacts.
(2) The symbol "⚷" indicates key withdrawal position(s).
(3) To add customized markings on these references using the web customization tool, see page 7.

Control stations and enclosures

Plastic control stations XALD and XALK
For Harmony XB5 control and signaling units Ø 22
Stations for customer assembly: heads

815314
ZB5AV053

Heads for pilot lights

Shape of head	For use with body comprising light source type	Color of lens	Reference	Weight kg/*lb*
With plain lens				
	With Universal LED	White	ZB5AV013	0.017/*0.037*
		Green	ZB5AV033	0.017/*0.037*
		Red	ZB5AV043	0.017/*0.037*
		Orange	ZB5AV053	0.017/*0.037*
		Yellow	ZB5AV083	0.017/*0.037*
		Blue	ZB5AV063	0.017/*0.037*
With plain lens, for insertion of legend *(1)*				
	With Universal LED	White	ZB5AV013E	0.017/*0.037*
		Green	ZB5AV033E	0.017/*0.037*
		Red	ZB5AV043E	0.017/*0.037*
		Orange	ZB5AV053E	0.017/*0.037*
		Yellow	ZB5AV083E	0.017/*0.037*
		Blue	ZB5AV063E	0.017/*0.037*
With grooved lens *(2)*				
	With Universal LED	White	ZB5AV013S	0.017/*0.037*
		Green	ZB5AV033S	0.017/*0.037*
		Red	ZB5AV043S	0.017/*0.037*
		Orange	ZB5AV053S	0.017/*0.037*
		Yellow	ZB5AV083S	0.017/*0.037*
		Blue	ZB5AV063S	0.017/*0.037*

815315
ZB5AW313

815316
ZB5AW363

XB5_633_CPMFS18306
ZB5AW383C0

815317
ZB5AW143

Heads for spring return illuminated pushbuttons

Shape of head	Type of push	Color	Reference: For black bezel	Reference: For gray bezel *(3)*	Weight kg/*lb*
Only for use with bodies comprising a light source with Universal LED					
	Flush, plain lens	White	ZB5AW313	ZB5AW313C0	0.017/*0.037*
		Green	ZB5AW333	ZB5AW333C0	0.017/*0.037*
		Red	ZB5AW343	ZB5AW343C0	0.017/*0.037*
		Orange	ZB5AW353	ZB5AW353C0	0.017/*0.037*
		Yellow	ZB5AW383	ZB5AW383C0	0.017/*0.037*
		Blue	ZB5AW363	ZB5AW363C0	0.017/*0.037*
	Flush, grooved lens *(2)*	White	ZB5AW313S	ZB5AW313SC0	0.016/*0.035*
		Green	ZB5AW333S	ZB5AW333SC0	0.016/*0.035*
		Red	ZB5AW343S	ZB5AW343SC0	0.016/*0.035*
		Orange	ZB5AW353S	ZB5AW353SC0	0.016/*0.035*
		Yellow	ZB5AW383S	ZB5AW383SC0	0.016/*0.035*
		Blue	ZB5AW363S	ZB5AW363SC0	0.016/*0.035*
	Flush for insertion of legend *(1)*	White	ZB5AA18	ZB5AA18C0	0.018/*0.040*
		Green	ZB5AA38	ZB5AA38C0	0.018/*0.040*
		Red	ZB5AA48	ZB5AA48C0	0.018/*0.040*
		Orange	ZB5AA58	ZB5AA58C0	0.018/*0.040*
		Yellow	ZB5AA88	ZB5AA88C0	0.018/*0.040*
		Blue	ZB5AA68	ZB5AA68C0	0.018/*0.040*
	Projecting	White	ZB5AW113	ZB5AW113C0	0.018/*0.040*
		Green	ZB5AW133	ZB5AW133C0	0.018/*0.040*
		Red	ZB5AW143	ZB5AW143C0	0.018/*0.040*
		Orange	ZB5AW153	ZB5AW153C0	0.018/*0.040*
		Yellow	ZB5AW183	ZB5AW153C0	0.018/*0.040*
		Blue	ZB5AW163	ZB5AW163C0	0.018/*0.040*

Other versions Heads for flush pushbuttons with illuminated ring. Please consult our Customer Care Centre.

(1) For legend ordering information: see page 32.
(2) For use in bright ambient light conditions (for example, outdoors in sunlight).
(3) To add customized markings on these references using the web customization tool, see page 7.

Control stations and enclosures

Plastic control stations XALD and XALK
For Harmony XB5 control and signaling units Ø 22
Stations for customer assembly: heads

ZB5AK1263

ZB5AK1313

ZB5AK1783

Heads for illuminated selector switches with standard handle

Only for use with bodies comprising a light source with Universal LED

Shape of head	Number and type of positions	Color of handle	Reference: For black bezel	Reference: For gray bezel (1)	Weight kg/*lb*
	2 - stay put	White	ZB5AK1213	ZB5AK1213C0	0.016/*0.035*
		Green	ZB5AK1233	ZB5AK1233C0	0.016/*0.035*
		Red	ZB5AK1243	ZB5AK1243C0	0.016/*0.035*
		Orange	ZB5AK1253	ZB5AK1253C0	0.016/*0.035*
		Yellow	ZB5AK1283	ZB5AK1283C0	0.016/*0.035*
		Blue	ZB5AK1263	ZB5AK1263C0	0.016/*0.035*
	2 - spring return from right to left	White	ZB5AK1413	ZB5AK1413C0	0.017/*0.037*
		Green	ZB5AK1433	ZB5AK1433C0	0.017/*0.037*
		Red	ZB5AK1443	ZB5AK1443C0	0.017/*0.037*
		Orange	ZB5AK1453	ZB5AK1453C0	0.017/*0.037*
		Yellow	ZB5AK1483	ZB5AK1483C0	0.017/*0.037*
		Blue	ZB5AK1463	ZB5AK1463C0	0.017/*0.037*
	3 - stay put	White	ZB5AK1313	ZB5AK1313C0	0.016/*0.035*
		Green	ZB5AK1333	ZB5AK1333C0	0.016/*0.035*
		Red	ZB5AK1343	ZB5AK1343C0	0.016/*0.035*
		Orange	ZB5AK1353	ZB5AK1353C0	0.016/*0.035*
		Yellow	ZB5AK1383	ZB5AK1383C0	0.016/*0.035*
		Blue	ZB5AK1363	ZB5AK1363C0	0.016/*0.035*
	3 - spring return to centre	White	ZB5AK1513	ZB5AK1513C0	0.016/*0.035*
		Green	ZB5AK1533	ZB5AK1533C0	0.016/*0.035*
		Red	ZB5AK1543	ZB5AK1543C0	0.016/*0.035*
		Orange	ZB5AK1553	ZB5AK1553C0	0.016/*0.035*
		Yellow	ZB5AK1583	ZB5AK1583C0	0.016/*0.035*
		Blue	ZB5AK1563	ZB5AK1563C0	0.016/*0.035*
	3 - spring return from right to centre	White	ZB5AK1813	ZB5AK1813C0	0.016/*0.035*
		Green	ZB5AK1833	ZB5AK1833C0	0.016/*0.035*
		Red	ZB5AK1843	ZB5AK1843C0	0.016/*0.035*
		Orange	ZB5AK1853	ZB5AK1853C0	0.016/*0.035*
		Yellow	ZB5AK1883	ZB5AK1883C0	0.016/*0.035*
		Blue	ZB5AK1863	ZB5AK1863C0	0.016/*0.035*
	3 - spring return from left to centre	White	ZB5AK1713	ZB5AK1713C0	0.016/*0.035*
		Green	ZB5AK1733	ZB5AK1733C0	0.016/*0.035*
		Red	ZB5AK1743	ZB5AK1743C0	0.016/*0.035*
		Orange	ZB5AK1753	ZB5AK1753C0	0.016/*0.035*
		Yellow	ZB5AK1783	ZB5AK1783C0	0.016/*0.035*
		Blue	ZB5AK1763	ZB5AK1763C0	0.016/*0.035*

(1) To add customized markings on these references using the web customization tool, see page 7.

Control stations and enclosures

Plastic control stations XALD and XALK
For Harmony XB5 control and signaling units Ø 22
Stations for customer assembly: accessories

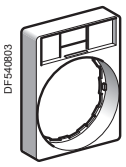

ZBZ34

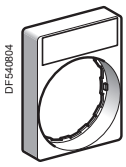

ZBY●H101

30 x 40 mm legend holders (flush mounting with bezel) for 8 x 27 mm legends *(1)*

Description	Legend Background color	Sold in lots of	Unit reference		Weight kg/*lb*
Without legend	–	10	ZBZ34	–	0.003/*0.007*
With blank legend	Black or red	10	ZBY2H101	–	0.004/*0.009*
	White or yellow	10	ZBY4H101	–	0.004/*0.009*
With blank legend for square heads		10	ZBCZ34	–	0.002/*0.004*

ZBZ32

ZBY2101

ZBY2104C0

ZBY2107

Standard 30 x 40 mm legend holders for 8 x 27 mm legends *(1)*

Description	Legend Color	Marking	Sold in lots of	Unit reference For black bezel	For gray bezel *(4)*	Weight kg/*lb*
Without legend	–	–	10	ZBZ32	ZBZ32C0	0.001/*0.002*
With blank legend (for engraving)	Black or red	–	10	ZBY2101	ZBY2101C0	0.002/*0.004*
	White or yellow	–	10	ZBY4101	ZBY4101C0	0.002/*0.004*
With 8 x 27 mm/ 0.315 x 1.063 in. legend (with international marking)	Black or red *(2)*	I	10	ZBY2147	–	0.002/*0.004*
		O-I	10	ZBY2178	ZBY2178C0	0.002/*0.004*
		I-II	10	ZBY2179	–	0.002/*0.004*
		I-O-II	10	ZBY2186	ZBY2186C0	0.002/*0.004*
		STOP	10	ZBY2304	ZBY2304C0	0.002/*0.004*
With 8 x 27 mm/ *0.315 x 1.063 in.* legend (with French language marking)	Black or red *(2)*	ARRET (red background)	10	ZBY2104	ZBY2104C0	0.002/*0.004*
		ARRET-MARCHE	10	ZBY2166	ZBY2166C0	0.002/*0.004*
		AUTO-MAIN	10	ZBY2164	–	0.002/*0.004*
		AUTO-O-MAIN	10	ZBY2185	–	0.002/*0.004*
		DEFAUT (Black background)	10	ZBY2134	–	0.002/*0.004*
		DEFAUT (Red background)	10	ZBY2135	–	0.002/*0.004*
		DEPART CYCLE	10	ZBY2195	–	0.002/*0.004*
		DESCENTE	10	ZBY2108	–	0.002/*0.004*
		EN SERVICE	10	ZBY2111	–	0.002/*0.004*
		FERMETURE	10	ZBY2114	–	0.002/*0.004*
		MARCHE	10	ZBY2103	ZBY2103C0	0.002/*0.004*
		MONTEE	10	ZBY2107	–	0.002/*0.004*
		OUVERTURE	10	ZBY2113	–	0.002/*0.004*
		REARMEMENT (red background)	10	ZBY2123	–	0.002/*0.004*
		REARMEMENT (black background)	10	ZBY0123	–	0.002/*0.004*
		SOUS TENSION	10	ZBY2126	–	0.002/*0.004*
	Red	ARRET D'URGENCE	10	ZBY2130 *(3)*	–	0.002/*0.004*

(1) For legends, see page 31.
(2) "Start" functions: white letters on black background. "Stop" functions: white letters on red background (unless otherwise specified above).
(3) For compliance with standard EN/ISO 13850, paragraph 4.4.6, the Emergency Stop function logo has been added.
(4) To add customized markings on these references using the web customization tool, see page 7.

Control stations and enclosures

Plastic control stations XALD and XALK
For Harmony XB5 control and signaling units Ø 22
Stations for customer assembly: accessories

ZBY2303

ZBY2364

Standard 30 x 40 mm legend holders with 8 x 27 mm legends (continued)

Description	Legend		Sold in lots of	Reference		Weight kg/*lb*
	Color	Marking		For black bezel	For gray bezel *(3)*	
With legend (with English language marking)	Black or red background *(1)*	AUTO-HAND	10	**ZBY2364**	–	0.002/*0.004*
		AUTO-O-HAND	10	**ZBY2385**	–	0.002/*0.004*
		CLOSE	10	**ZBY2314**	–	0.002/*0.004*
		FORWARD	10	**ZBY2305**	–	0.002/*0.004*
		OFF	10	**ZBY2312**	–	0.002/*0.004*
		OFF-ON	10	**ZBY2367**	**ZBY2367C0**	0.002/*0.004*
		ON	10	**ZBY2311**	–	0.002/*0.004*
		OPEN	10	**ZBY2313**	–	0.002/*0.004*
		POWER ON	10	**ZBY2326**	–	0.002/*0.004*
		RESET (red background)	10	**ZBY2323**	–	0.002/*0.004*
		RESET (black background)	10	**ZBY2322**	–	0.002/*0.004*
		REVERSE	10	**ZBY2306**	–	0.002/*0.004*
		RUN	10	**ZBY2334**	–	0.002/*0.004*
		START	10	**ZBY2303**	**ZBY2303C0**	0.002/*0.004*
		STOP-START	10	**ZBY2366**	–	0.002/*0.004*
	Red background	EMERGENCY STOP	10	**ZBY2330** *(2)*	–	0.002/*0.004*
With legend (with German language marking)	Black or red background *(1)*	AUTO-HAND	10	**ZBY2364**	–	0.002/*0.004*
		AUTO-O-HAND	10	**ZBY2385**	–	0.002/*0.004*

(1) "Start" functions: white letters on black background. "Stop" functions: white letters on red background (unless otherwise specified above).
(2) For compliance with standard EN/ISO 13850, paragraph 4.4.6, the Emergency Stop function logo has been added.
(3) To add customized markings on these references using the web customization tool, see page 7.

Control stations and enclosures

Plastic control stations XALD and XALK
For Harmony XB5 control and signaling units Ø 22
Stations for customer assembly: accessories

Legends (8 x 27 mm) for engraving

For use with	Color of background	Sold in lots of	Unit reference	Weight kg/*lb*
30 x 40 mm/*1.181 x 1.575 in.* legend holder	Black or red	10	**ZBY0101**	0.001/*0.002*
	White or yellow	10	**ZBY0102**	0.001/*0.002*

Sheets of 76 (8 x 27 mm) peel-off legends

For use with	Supplied with	Sold in lots of	Unit reference	Weight kg/*lb*
30 x 40 mm/*1.181 x 1.575 in.* legend holders **ZBZ32** and **ZBZ34**	Backing board and protective transparent cover	10	**ZBY4100**	0.043/*0.095*

8 x 27 mm marked legends (for 30 x 40 mm legend holders ZBZ32 and ZBZ34)

Language	Color of background	Marking	Reference	Weight kg/*lb*
International	Black or red *(2)*	O-I	**ZBY02178**	0.001/*0.002*
		STOP	**ZBY02304**	0.001/*0.002*
French	Black or red *(2)*	AUTO-O-MAIN	**ZBY02185**	0.001/*0.002*
		MARCHE	**ZBY02103**	0.001/*0.002*
		SOUS TENSION	**ZBY02126**	0.001/*0.002*

ZBY02178

(1) For compliance with standard EN/ISO 13850, paragraph 4.4.6, the Emergency Stop function logo has been added.
(2) "Start" functions: white characters on black background. "Stop" functions: white characters on red background (unless otherwise stated above).

Control stations and enclosures

Plastic control stations XALD and XALK
For Harmony XB5 control and signaling units Ø 22
Stations for customer assembly: accessories

815344

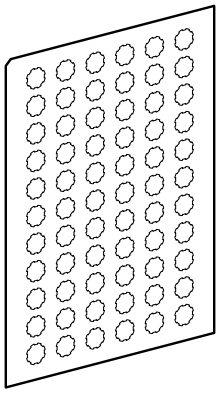

ZBY1●●●

Legends for pushbuttons, switches and pilot lights XB5A

Description	Marking	Text	Sold in lots of	Unit reference	Weight kg/*lb*
Sheets of 66 circular peel-off transparent self-adhesive legends	Without		10	ZBY1101	0.017/*0.037*
	International	I	10	ZBY1147	0.017/*0.037*

XB4_632_CPFJR18300

ZBY9160

Circular yellow legends for mushroom head pushbuttons

Used for "Emergency stop" function *(1)*

Diameter mm/in.	Conforming to standards	Marking on yellow background	Unit reference	Weight kg/*lb*
60/*2.362* *(2)*	EN/IEC 60204-1 and EN/ISO 13850	–	ZBY9121	0.004/*0.009*
		ARRET D'URGENCE	ZBY9120	0.004/*0.009*
		EMERGENCY STOP	ZBY9320	0.004/*0.009*
		NOT-HALT	ZBY9220	0.004/*0.009*
		PARADA DI EMERGENCIA	ZBY9420	0.004/*0.009*
		ARRESTO DE EMERGENZA	ZBY9620	0.004/*0.009*

Used for "Emergency switching off" function

60/*2.362*	EN/IEC 60204-1	–	ZBY9101	0.004/*0.009*
		COUPURE D'URGENCE	ZBY9160	0.004/*0.009*
		EMERGENCY SWITCHING OFF	ZBY9360	0.004/*0.009*
		NOT-AUS	ZBY9260	0.004/*0.009*

(1) For compliance with standard EN/ISO 13850, paragraph 4.4.6, the Emergency Stop function logo has been added.

Control stations and enclosures

Plastic control stations XALD and XALK
For Harmony XB5 control and signaling units Ø 22
Stations for customer assembly: accessories

XB4_632_CPMFS18026A

ZBY9W2B330

XB4_632_CPMFS18026A

ZBY9W3B140

Illuminated rings for Emergency stop *(1)(2)*

Description	Marking	Signaling	Supply voltage	Color	Sold in lots of	Reference	Weight kg/*lb*
Ø 60 mm/*2.362 in.* illuminated ring for Emergency stop	EMERGENCY STOP	Fixed, red	24 V ⎓	Yellow	1	ZBY9W2B330	0.031/*0.068*
	ARRET D'URGENCE	Fixed, red	24 V ⎓	Yellow	1	ZBY9W2B130	0.031/*0.068*
	NOT HALT	Fixed, red	24 V ⎓	Yellow	1	ZBY9W2B230	0.031/*0.068*
	PARADA DE EMERGENCIA	Fixed, red	24 V ⎓	Yellow	1	ZBY9W2B430	0.031/*0.068*
	ARRESTO DI EMERGENZA	Fixed, red	24 V ⎓	Yellow	1	ZBY9W2B630	0.031/*0.068*
	-	Fixed, red	24 V ⎓	Yellow	1	ZBY9W2B140	0.031/*0.068*
	EMERGENCY STOP	Fixed, red	120 V ∿	Yellow	1	ZBY9W2G330	0.031/*0.068*
	ARRET D'URGENCE	Fixed, red	120 V ∿	Yellow	1	ZBY9W2G130	0.031/*0.068*
	NOT HALT	Fixed, red	120 V ∿	Yellow	1	ZBY9W2G230	0.031/*0.068*
	PARADA DE EMERGENCIA	Fixed, red	120 V ∿	Yellow	1	ZBY9W2G430	0.031/*0.068*
	ARRESTO DI EMERGENZA	Fixed, red	120 V ∿	Yellow	1	ZBY9W2G630	0.031/*0.068*
	-	Fixed, red	120 V ∿	Yellow	1	ZBY9W2G140	0.031/*0.068*
	EMERGENCY STOP	Fixed, red	230 V ∿	Yellow	1	ZBY9W2M330	0.031/*0.068*
	ARRET D'URGENCE	Fixed, red	230 V ∿	Yellow	1	ZBY9W2M130	0.031/*0.068*
	NOT HALT	Fixed, red	230 V ∿	Yellow	1	ZBY9W2M230	0.031/*0.068*
	PARADA DE EMERGENCIA	Fixed, red	230 V ∿	Yellow	1	ZBY9W2M430	0.031/*0.068*
	ARRESTO DI EMERGENZA	Fixed, red	230 V ∿	Yellow	1	ZBY9W2M630	0.031/*0.068*
	-	Fixed, red	230 V ∿	Yellow	1	ZBY9W2M140	0.031/*0.068*
	EMERGENCY STOP	Fixed, red + white	24 V ⎓	Yellow	1	ZBY9W3B330	0.031/*0.068*
	ARRET D'URGENCE	Fixed, red + white	24 V ⎓	Yellow	1	ZBY9W3B130	0.031/*0.068*
	NOT HALT	Fixed, red + white	24 V ⎓	Yellow	1	ZBY9W3B230	0.031/*0.068*
	PARADA DE EMERGENCIA	Fixed, red + white	24 V ⎓	Yellow	1	ZBY9W3B430	0.031/*0.068*
	ARRESTO DI EMERGENZA	Fixed, red + white	24 V ⎓	Yellow	1	ZBY9W3B630	0.031/*0.068*
	-	Fixed, red + white	24 V ⎓	Yellow	1	ZBY9W3B140	0.031/*0.068*

(1) For compliance with standard EN/ISO 13850, paragraph 4.4.6, the Emergency Stop function logo ⓥ has been added.
(2) Compatible only with XALKW01.

Control and signaling units

Harmony XB5, plastic

Accessories for pushbuttons

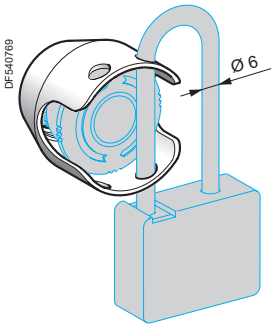

ZBZ160●

ZBZ1605

Accessories for mushroom head pushbuttons (continued)

Description	Exclusive use with the following Ø 40 mm/*1.575 in.* trigger action pushbuttons	Color	Reference	Weight kg/*lb*
Metal guards for Emergency stop function, padlockable *(1)*	XB5AT8● XB5AS8● XB5AS9● ZB5AT8● ZB5AS8● ZB5AS9●	Chromium plated	ZBZ1600	0.046/*0.101*
		Black	ZBZ1602	0.046/*0.101*
		Red	ZBZ1604	0.046/*0.101*
		Yellow	ZBZ1605	0.046/*0.101*
		Blue	ZBZ1606	0.046/*0.101*

Circular yellow legends for metal guard ZBZ16●● *(2)*

Description	Marking	Color	Sold in lots of	Reference	Weight kg/*lb*
For Emergency stop function					
Ø 60 mm/*2.362 in.* legend for metal guard ZBZ16●●	Without	Yellow	10	ZBY9140M	0.004/*0.009*
	ARRET D'URGENCE	Yellow	10	ZBY9130M	0.004/*0.009*
	EMERGENCY STOP	Yellow	10	ZBY9330M	0.004/*0.009*
	NOT-HALT	Yellow	10	ZBY9230M	0.004/*0.009*
	PARADA DE EMERGENZA	Yellow	10	ZBY9430M	0.004/*0.009*
	NOODSTOP	Yellow	10	ZBY9530M	0.004/*0.009*
	ARRESTO DI EMERGENZA	Yellow	10	ZBY9630M	0.004/*0.009*
	NODSTOPP	Yellow	10	ZBY9730M	0.004/*0.009*
	NODSTOP	Yellow	10	ZBY9830M	0.004/*0.009*
For Emergency switching off function					
Ø 60 mm/*2.362 in.* legend for metal guard ZBZ16●●	Without	Yellow	10	ZBY9101M	0.004/*0.009*
	COUPURE D'URGENCE	Yellow	10	ZBY9160M	0.004/*0.009*
	EMERGENCY SWITCHING OFF	Yellow	10	ZBY9360M	0.004/*0.009*
	NOT-AUS	Yellow	10	ZBY9260M	0.004/*0.009*
	DESCONEXION DE EMERGENCIA	Yellow	10	ZBY9460M	0.004/*0.009*

ZBY9330M

ZBY9360M

(1) No isolation function is possible when this guard is fitted.
(2) To add customized markings on these references through web customization tool, see page 7.

Control stations and enclosures

Plastic control stations XALD and XALK
For Harmony XB5 control and signaling units Ø 22
Stations for customer assembly: accessories

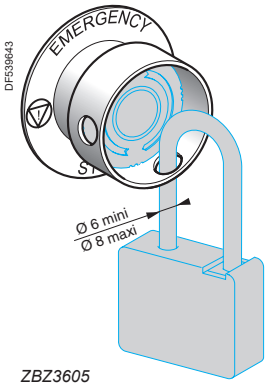

ZBZ3605

Accessories for mushroom head pushbuttons *(5)*

Description	Exclusive use with the following Ø 40 mm/*1.575 in.* trigger action pushbuttons	Color	Reference	Weight kg/*lb*
Padlocking kit *(1) (2)* for Emergency stop *(3)* and Emergency switching off function *(4)*, (padlockable)	XB5AS844● XB5AS944● ZB5AS844 ZB5AS944●	Yellow	**ZBZ3605**	0.045/*0.099*



ZBY9330T

Description	Marking	Color	Reference	Weight kg/*lb*
Ø 60 mm/*2.363 in.* legend for padlocking device ZBZ3605 for Emergency stop function *(3)*	-	Yellow	**ZBY9140T**	0.004/*0.009*
	ARRET D'URGENCE	Yellow	**ZBY9130T**	0.004/*0.009*
	EMERGENCY STOP	Yellow	**ZBY9330T**	0.004/*0.009*
	NOT-HALT	Yellow	**ZBY9230T**	0.004/*0.009*

(1) Standard circular legends are not compatible with this product. Use special legends ZBY9●●●T.
(2) No isolation function is possible when this guard is fitted.
(3) For conformity with standards EN/IEC 60204-1 and EN/ISO 13850.
(4) For conformity with standard EN/IEC 60204-1.
(5) To add customized markings on these references using the web customization tool, see *page 7*.

Control stations and enclosures

Plastic control stations XALD and XALK
For Harmony XB5 control and signaling units Ø 22
Stations for customer assembly: accessories

PG113408

ZBA3

PG113548

ZBL4

XB5_633_CPMFS17157

ZBA333

Pushbutton caps - unmarked *(1)*

For use with	Cap Type	Cap Color	Sold in lots of	Unit reference	Weight kg/*lb*
Circular pushbutton heads ZB5AA supplied without cap	Flush	White	10	ZBA1	0.001/*0.002*
		Black	10	ZBA2	0.001/*0.002*
		Green	10	ZBA3	0.001/*0.002*
		Red	10	ZBA4	0.001/*0.002*
		Yellow	10	ZBA5	0.001/*0.002*
		Blue	10	ZBA6	0.001/*0.002*

Pushbutton caps - marked (sold in lots of 10)

For use with	Type of push	Marking Text	Marking Color	Color of cap	Unit reference	Weight kg/*lb*
Circular pushbutton heads ZB5AA supplied without cap	Flush	I	White	Green	ZBA331	0.001/*0.002*
			Black	White	ZBA131	0.001/*0.002*
		II	White	Green	ZBA336	0.001/*0.002*
		START	White	Green	ZBA333	0.001/*0.002*
		T	White	Black	ZBA245	0.001/*0.002*
			Black	White	ZBA145	0.001/*0.002*
		UP	Black	White	ZBA343	0.001/*0.002*
		DOWN	White	Black	ZBA344	0.001/*0.002*
		↑	White	Black	ZBA335	0.001/*0.002*
			Black	White	ZBA334	0.001/*0.002*
		O	White	Red	ZBA432	0.001/*0.002*
				Black	ZBA232	0.001/*0.002*
		STOP	White	Red	ZBA434	0.001/*0.002*
				Black	ZBA234	0.001/*0.002*
		OFF	White	Red	ZBA435	0.001/*0.002*
		◇	White	Green	ZBA346	0.001/*0.002*
		R	White	Blue	ZBA639	0.001/*0.002*
		+	White	Black	ZBA2934	0.001/*0.002*
		-	White	Black	ZBA2935	0.001/*0.002*

(1) To add customized markings on these references using the web customization tool, see page 7.

Control stations and enclosures

Plastic control stations XALD and XALK
For Harmony XB5 control and signaling units Ø 22
Stations for customer assembly: accessories

XB4_632_CPODA2016031
ZBV0133

Lens caps

Circular lens caps for light sources with Universal LED				
Pilot lights	White	10	**ZBV0113**	0.002/*0.004*
	Green	10	**ZBV0133**	0.002/*0.004*
	Red	10	**ZBV0143**	0.002/*0.004*
	Orange	10	**ZBV0153**	0.002/*0.004*
	Blue	10	**ZBV0163**	0.002/*0.004*

DF540815
ZB5AZ905

DF540770
ZB5SZ3

DF540008
ZBZ58

Miscellaneous accessories

Description	For use with	Sold in lots of	Color	Unit reference	Weight kg/*lb*
Bezel tool	ZB5AZ901 head	10	–	**ZB5AZ905**	0.016/*0.035*
Nut	Fixing ZB5A head	10	Green	**ZB5AZ903**	0.002/*0.004*
Plastic blanking plugs (with fixing nut)	Square shape for Ø 22/*0.866* in. units *(1)*	10	Black	**ZB5SZ5**	0.009/*0.020*
	Circular shape for Ø 22/*0.866 in.* units	10	Black	**ZB5SZ3** ***(4)***	0.009/*0.020*
Terminal branch	XALD and XALK control stations	10		**XALZ09**	0.003/*0.007*
Bellow seals (IP69K) *(2)*	Control station with 1 cut-out, installed in harsh environment + Emergency Stop pushbutton type ZB5 (see 15)	2	Black	**ZBZ28**	0.009/*0.020*
			Yellow	**ZBZ58**	0.009/*0.020*

PF100885
ZBG455

Replacement keys for Emergency stop key release heads and key switches

Description	Key number	Reference	Weight kg/*lb*
Set of 2 keys *(3)*	455	**ZBG455**	0.013/*0.029*
	421E	**ZBG421E**	0.014/*0.031*
	458A	**ZBG458A**	0.014/*0.031*
	520E	**ZBG520E**	0.014/*0.031*
	3131A	**ZBG3131A**	0.014/*0.031*

(1) Body/fixing collar ZB5AZ009 necessary for fixation, to be ordered separately.
(2) Not compatible with Ø 30 mm/1.181 in. Emergency Stop heads.
(3) Other key numbers are available.
(4) To add customized markings on these references using the web customization tool, see *page 7*.

Product reference index

X

XALD01 13
XALD01H7 13
XALD02 13
XALD02H7 13
XALD03 13
XALD03H7 13
XALD04 13
XALD04H7 13
XALD05 13
XALD05H7 13
XALD101 8
XALD101H29 8
XALD102 8
XALD102E 8
XALD103 8
XALD104 8
XALD112 8
XALD112E 8
XALD114 8
XALD132 11
XALD134 11
XALD142 11
XALD144 11
XALD144E 11
XALD164 8
XALD164H29H7 8
XALD211 11
XALD211H29 11
XALD213 11
XALD213E 11
XALD214 11
XALD215 11
XALD222 12
XALD222E 12
XALD223 12
XALD224 11
XALD225 11
XALD241 11
XALD311 12
XALD311H29H7 12
XALD321 12
XALD321H29H7 12
XALD324 12
XALD324E 12
XALD325 12
XALD326 12
XALD328 12
XALD334 12
XALD339 12
XALD361B 11
XALD361M 11
XALD363B 11
XALD363G 11
XALD363M 11
XALK01 13
XALK01H29 13
XALK01HFR 13
XALK01TH26 13
XALK02 13
XALK03 13
XALK04 13
XALK05 13
XALK84W2ME 10
XALK84W2MG 10
XALK84W3BE 10
XALK84W3BG 10
XALK178 9
XALK178E 9
XALK178F 9
XALK178FH29 9
XALK178FH49 9
XALK178G 9
XALK178GTH26 9
XALK178GTH29 9
XALK178GTHFR 9
XALK178W3B140E 10
XALK178W3B140G 10
XALK188 9
XALK188E 9
XALK188F 9
XALK188G 9
XALK188GTH26 9
XALK198 9
XALK1786 9
XALKW01 20
XALZ09 37
XB5KS2B4 15
XB5KS2B8 15
XB5KS2G4 15
XB5KS2G8 15
XB5KS2M4 15
XB5KS2M8 15
XB5KSB 15
XB5KSG 15
XB5KSM 15

Z

ZALVB1 14
ZALVG1 14
ZALVM1 14
ZB5AA0 16
ZB5AA1 16
ZB5AA1C0 16
ZB5AA2 16
ZB5AA2C0 16
ZB5AA3 16
ZB5AA3C0 16
ZB5AA4 16
ZB5AA4C0 16
ZB5AA5 16
ZB5AA5C0 16
ZB5AA6 16
ZB5AA6C0 16
ZB5AA8 16
ZB5AA8C0 16
ZB5AA9 16
ZB5AA16 16
ZB5AA16C0 16
ZB5AA18 16, 27
ZB5AA18C0 16, 27
ZB5AA26 16
ZB5AA26C0 16
ZB5AA36 16
ZB5AA36C0 16
ZB5AA38 16, 27
ZB5AA38C0 16, 27
ZB5AA46 16
ZB5AA46C0 16
ZB5AA48 16, 27
ZB5AA48C0 16, 27
ZB5AA56 16
ZB5AA56C0 16
ZB5AA58 16, 27
ZB5AA58C0 16, 27
ZB5AA66 16
ZB5AA66C0 16
ZB5AA68 16, 27
ZB5AA68C0 16, 27
ZB5AA88 27
ZB5AA88C0 27
ZB5AA131 17
ZB5AA131C0 17
ZB5AA145 17
ZB5AA232 17
ZB5AA234 17
ZB5AA245 17
ZB5AA331 17
ZB5AA331C0 17
ZB5AA333 17
ZB5AA333C0 17
ZB5AA334 17
ZB5AA334C0 17
ZB5AA335 17
ZB5AA335C0 17
ZB5AA336 17
ZB5AA341 17
ZB5AA342 17
ZB5AA343 17
ZB5AA344 17
ZB5AA432 17
ZB5AA432C0 17
ZB5AA433 17
ZB5AA434 17
ZB5AA434C0 17
ZB5AA435 17
ZB5AC2 17
ZB5AC3 17
ZB5AC4 17
ZB5AC5 17
ZB5AC6 17
ZB5AC24 17
ZB5AC34 17
ZB5AC44 17
ZB5AC54 17
ZB5AC64 17
ZB5AD2 23
ZB5AD2C0 23
ZB5AD3 23
ZB5AD3C0 23
ZB5AD4 23
ZB5AD4C0 23
ZB5AD5 23
ZB5AD5C0 23
ZB5AD7 23
ZB5AD7C0 23
ZB5AD8 23
ZB5AD8C0 23
ZB5AD28 26
ZB5AD28C0 26
ZB5AD29 25
ZB5AD29C0 25
ZB5AD39 25
ZB5AD39C0 25
ZB5AD48C0 26
ZB5AD49C0 25
ZB5AD59 25
ZB5AD59C0 25
ZB5AD79C0 25
ZB5AD89C0 25
ZB5AD201 23
ZB5AD201C0 23
ZB5AD203 23
ZB5AD203C0 23
ZB5AD204 24
ZB5AD204C0 24
ZB5AD205 24
ZB5AD205C0 24
ZB5AD206 24
ZB5AD301 23
ZB5AD301C0 23
ZB5AD303 23
ZB5AD303C0 23
ZB5AD304 24
ZB5AD304C0 24
ZB5AD305 24
ZB5AD306 24
ZB5AD401C0 23
ZB5AD403C0 23
ZB5AD404C0 24
ZB5AD405C0 24
ZB5AD406 24
ZB5AD501 23
ZB5AD501C0 23
ZB5AD503 23
ZB5AD503C0 23
ZB5AD504C0 24
ZB5AD505 24
ZB5AD506 24
ZB5AD701C0 23
ZB5AD703C0 23
ZB5AD704C0 24
ZB5AD705 24
ZB5AD706 24
ZB5AD801C0 23
ZB5AD803C0 23
ZB5AD804C0 24
ZB5AD805 24
ZB5AD806 24
ZB5AD2801 26
ZB5AD2801C0 26
ZB5AD2804 26
ZB5AD2804C0 26
ZB5AD2806C0 26
ZB5AG0C0 25
ZB5AG0D 26
ZB5AG2C0 25
ZB5AG2D 26
ZB5AG02D 26
ZB5AG2DC0 26
ZB5AG3 25
ZB5AG3C0 25
ZB5AG3D 26
ZB5AG03D 26
ZB5AG4C0 25
ZB5AG4D 26
ZB5AG4DC0 26
ZB5AG05C0 25
ZB5AG6C0 25
ZB5AG6D 26
ZB5AG7C0 25
ZB5AG07D 26
ZB5AG7D 26
ZB5AG08C0 25
ZB5AG9C0 25
ZB5AJ2 24
ZB5AJ2C0 24
ZB5AJ3 24
ZB5AJ3C0 24
ZB5AJ4 24
ZB5AJ4C0 24
ZB5AJ5 24
ZB5AJ5C0 24
ZB5AJ7 24
ZB5AJ7C0 24
ZB5AJ8 24
ZB5AJ8C0 24
ZB5AK1213 28
ZB5AK1213C0 28
ZB5AK1233 28
ZB5AK1233C0 28
ZB5AK1243 28
ZB5AK1243C0 28
ZB5AK1253 28
ZB5AK1253C0 28
ZB5AK1263 28
ZB5AK1263C0 28
ZB5AK1283 28
ZB5AK1283C0 28
ZB5AK1313 28
ZB5AK1313C0 28
ZB5AK1333 28
ZB5AK1333C0 28
ZB5AK1343 28
ZB5AK1343C0 28
ZB5AK1353 28
ZB5AK1353C0 28
ZB5AK1363 28
ZB5AK1363C0 28
ZB5AK1383 28
ZB5AK1383C0 28
ZB5AK1413 28
ZB5AK1413C0 28
ZB5AK1433 28
ZB5AK1433C0 28
ZB5AK1443 28
ZB5AK1443C0 28
ZB5AK1453 28

Product reference index

ZB5AK1453C0 28
ZB5AK1463 28
ZB5AK1463C0 28
ZB5AK1483 28
ZB5AK1483C0 28
ZB5AK1513 28
ZB5AK1513C0 28
ZB5AK1533 28
ZB5AK1533C0 28
ZB5AK1543 28
ZB5AK1543C0 28
ZB5AK1553 28
ZB5AK1553C0 28
ZB5AK1563 28
ZB5AK1563C0 28
ZB5AK1583 28
ZB5AK1583C0 28
ZB5AK1713 28
ZB5AK1713C0 28
ZB5AK1733 28
ZB5AK1733C0 28
ZB5AK1743 28
ZB5AK1743C0 28
ZB5AK1753 28
ZB5AK1753C0 28
ZB5AK1763 28
ZB5AK1763C0 28
ZB5AK1783 28
ZB5AK1783C0 28
ZB5AK1813 28
ZB5AK1813C0 28
ZB5AK1833 28
ZB5AK1833C0 28
ZB5AK1843 28
ZB5AK1843C0 28
ZB5AK1853 28
ZB5AK1853C0 28
ZB5AK1863 28
ZB5AK1863C0 28
ZB5AK1883 28
ZB5AK1883C0 28
ZB5AL1 16
ZB5AL1C0 16
ZB5AL2 16
ZB5AL2C0 16
ZB5AL3 16
ZB5AL3C0 16
ZB5AL4 16
ZB5AL4C0 16
ZB5AL5 16
ZB5AL5C0 16
ZB5AL6 16
ZB5AL6C0 16
ZB5AL232 17
ZB5AL432 17
ZB5AL432C0 17
ZB5AL434 17
ZB5AP1S 16
ZB5AP2S 16
ZB5AP3S 16
ZB5AP4S 16
ZB5AP5S 16
ZB5AP6S 16
ZB5AS12 18
ZB5AS42 18
ZB5AS52 18
ZB5AS55 18
ZB5AS62 18
ZB5AS72 18
ZB5AS84W00 20
ZB5AS84W2B 20
ZB5AS84W2G 20
ZB5AS84W2M 20
ZB5AS84W3B 20
ZB5AS834 19
ZB5AS842Y 22
ZB5AS844 19
ZB5AS934 19
ZB5AS944 19
ZB5AS944D 19
ZB5AS964 19
ZB5AT2 18
ZB5AT24 18
ZB5AT84 19
ZB5AT844 19
ZB5AT8643M 21
ZB5AT8643M130 21
ZB5AT8643M140 21
ZB5AT8643M230 21
ZB5AT8643M330 21
ZB5AT8643M430 21
ZB5AT8643M630 21
ZB5AV013 27
ZB5AV013E 27
ZB5AV013S 27
ZB5AV033 27
ZB5AV033E 27
ZB5AV033S 27
ZB5AV043 27
ZB5AV043E 27
ZB5AV043S 27
ZB5AV053 27
ZB5AV053E 27
ZB5AV053S 27
ZB5AV063 27
ZB5AV063E 27
ZB5AV063S 27
ZB5AV083 27
ZB5AV083E 27
ZB5AV083S 27
ZB5AW113 27
ZB5AW113C0 27
ZB5AW133 27
ZB5AW133C0 27
ZB5AW143 27
ZB5AW143C0 27
ZB5AW153 27
ZB5AW153C0 27
ZB5AW163 27
ZB5AW163C0 27
ZB5AW183 27
ZB5AW313 27
ZB5AW313C0 27
ZB5AW313S 27
ZB5AW313SC0 27
ZB5AW333 27
ZB5AW333C0 27
ZB5AW333S 27
ZB5AW333SC0 27
ZB5AW343 27
ZB5AW343C0 27
ZB5AW343S 27
ZB5AW343SC0 27
ZB5AW353 27
ZB5AW353C0 27
ZB5AW353S 27
ZB5AW353SC0 27
ZB5AW363 27
ZB5AW363C0 27
ZB5AW363S 27
ZB5AW363SC0 27
ZB5AW383 27
ZB5AW383C0 27
ZB5AW383S 27
ZB5AW383SC0 27
ZB5AW713 18
ZB5AW733 18
ZB5AW743 21
ZB5AW753 18
ZB5AW763 18
ZB5AX2 18
ZB5AX84 19
ZB5AZ009 14
ZB5AZ903 37
ZB5AZ905 37
ZB5SZ3 37
ZB5SZ5 37
ZBA1 36
ZBA2 36
ZBA3 36
ZBA4 36
ZBA5 36
ZBA6 36
ZBA131 36
ZBA145 36
ZBA232 36
ZBA234 36
ZBA245 36
ZBA331 36
ZBA333 36
ZBA334 36
ZBA335 36
ZBA336 36
ZBA343 36
ZBA344 36
ZBA346 36
ZBA432 36
ZBA434 36
ZBA435 36
ZBA639 36
ZBA2934 36
ZBA2935 36
ZBCZ34 29
ZBE101 14
ZBE102 14
ZBG421E 37
ZBG455 37
ZBG458A 37
ZBG520E 37
ZBG3131A 37
ZBV0113 37
ZBV0133 37
ZBV0143 37
ZBV0153 37
ZBV0163 37
ZBVB1 14
ZBVG1 14
ZBVM1 14
ZBY2H101 29
ZBY4H101 29
ZBY9W2B130 19, 33
ZBY9W2B140 33
ZBY9W2B230 19, 33
ZBY9W2B330 19, 33
ZBY9W2B430 33
ZBY9W2B630 33
ZBY9W2G130 33
ZBY9W2G140 33
ZBY9W2G230 33
ZBY9W2G330 33
ZBY9W2G430 33
ZBY9W2G630 33
ZBY9W2M130 33
ZBY9W2M140 33
ZBY9W2M230 33
ZBY9W2M330 33
ZBY9W2M430 33
ZBY9W2M630 33
ZBY9W3B130 33
ZBY9W3B140 33
ZBY9W3B230 33
ZBY9W3B330 33
ZBY9W3B430 33
ZBY9W3B630 33
ZBY0101 31
ZBY0102 31
ZBY0123 29
ZBY1101 32
ZBY1147 32
ZBY2101 29
ZBY2101C0 29
ZBY2103 29
ZBY02103 31
ZBY2103C0 29
ZBY2104 29
ZBY2104C0 29
ZBY2107 29
ZBY2108 29
ZBY2111 29
ZBY2113 29
ZBY2114 29
ZBY2123 29
ZBY2126 29
ZBY02126 31
ZBY2130 29
ZBY2134 29
ZBY2135 29
ZBY2147 29
ZBY2164 29
ZBY2166 29
ZBY2166C0 29
ZBY2178 29
ZBY02178 31
ZBY2178C0 29
ZBY2179 29
ZBY2185 29
ZBY02185 31
ZBY2186 29
ZBY2186C0 29
ZBY2195 29
ZBY2303 30
ZBY2303C0 30
ZBY2304 29
ZBY02304 31
ZBY2304C0 29
ZBY2305 30
ZBY2306 30
ZBY2311 30
ZBY2312 30
ZBY2313 30
ZBY2314 30
ZBY2322 30
ZBY2323 30
ZBY2326 30
ZBY2330 30
ZBY2334 30
ZBY2364 30
ZBY2366 30
ZBY2367 30
ZBY2367C0 30
ZBY2385 30
ZBY4100 31
ZBY4101 29
ZBY4101C0 29
ZBY9101 21, 32
ZBY9101M 34
ZBY9120 19, 32
ZBY9121 19, 32
ZBY9130M 34
ZBY9130T 35
ZBY9140M 34
ZBY9140T 35
ZBY9160 21, 32
ZBY9160M 34
ZBY9220 19, 32
ZBY9230M 34
ZBY9230T 35
ZBY9260 21, 32
ZBY9260M 34
ZBY9320 19, 32
ZBY9330M 34
ZBY9330T 35
ZBY9360 21, 32
ZBY9360M 34
ZBY9420 19, 32
ZBY9430M 34

Product reference index

ZBY9460M	*34*
ZBY9530M	*34*
ZBY9620	*19* *22* *32*
ZBY9630M	*34*
ZBY9730M	*34*
ZBY9830M	*34*
ZBZ28	*37*
ZBZ32	*29*
ZBZ32C0	*29*
ZBZ34	*29*
ZBZ58	*22* *37*
ZBZ1600	*34*
ZBZ1602	*34*
ZBZ1604	*34*
ZBZ1605	*34*
ZBZ1606	*34*
ZBZ3605	*35*
ZENL1111	*14*
ZENL1121	*14*
ZB5AG2	*25*
ZB5AG02	*25*
ZB5AG4	*25*
ZB5AG6	*25*
ZB5AG0	*25*
ZB5AG3	*25*
ZB5AG5	*25*
ZB5AG9	*25*
ZB5AG09	*25*
ZB5AG1	*25*
ZB5AG7	*25*
ZB5AG8	*25*
ZB5AG05	*25*
ZB5AG08	*25*

mySchneider, your personalized digital experience

Access an all-in-one customized online experience and benefit from tailored business services, resources, and tools to efficiently support your business operations.

- **Efficiency:** In just a few clicks, find all the information and support you need to get the job done.
- **Simplicity:** Use a single login to access all business services, in one place, available 24/7. You no longer need to log in to multiple platforms.
- **Personalization:** Benefit from content, tools, and business services tailored to your activity, and customize your landing page based on your preferences.

Watch the How-to Videos

Order management

> Select Products and Add to Cart

> Check for Products' Price and Availability

> Order Products with Generic Commercial References

Product information

> Find a Product Data Sheet and Related Documents

> Select Products and Add to Cart

> Stay Up to Date on the Status of My Products

Support

> Get Quicker Answers Thanks to Online Support

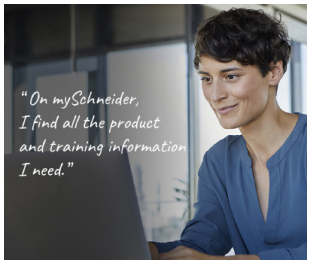

Training

> Access Trainings Dedicated to My Activity

Create your account

Life Is On | Schneider Electric

Legal information

The information provided in this Catalog contains description of Schneider Electric products, solutions and services ("Offer") with technical specifications and technical characteristics of the performance of the corresponding Offer.

The content of this document is subject to revision at any time without notice due to continued progress in methodology, design and manufacturing.

To the extent permitted by applicable law, no responsibility or liability is assumed by Schneider Electric and its subsidiaries for any type of damages arising out of or in connection with (i) informational content of this Catalog not conforming with or exceeding the technical specifications, or (ii) any error contained in this Catalog, or (iii) any use, decision, act or omission made or taken on basis of or in reliance on any information contained or referred to in this Catalog.

SCHNEIDER ELECTRIC MAKES NO WARRANTY OR REPRESENTATION OF ANY KIND, WHETHER EXPRESS OR IMPLIED, AS TO WHETHER THIS CATALOG OR ANY INFORMATION CONTAINED THEREIN SUCH AS PRODUCTS AND SERVICES WILL MEET REQUIREMENTS, EXPECTATIONS OR PURPOSE OF ANY PERSON MAKING USE THEREOF.

Schneider Electric brand and any trademarks of Schneider Electric and its subsidiaries referred to in this Catalog are property of Schneider Electric or its subsidiaries. All other brands are trademarks of their respective owners.

This Catalog and its content are protected under applicable copyright laws and provided for informative use only. No part of this Catalog may be reproduced or transmitted in any form or by any means (electronic, mechanical, photocopying, recording, or otherwise), for any purpose, without the prior written permission of Schneider Electric.

Copyright, intellectual, and all other proprietary rights in the content of this Catalog (including but not limited to software, audio, video, text, and photographs) rests with Schneider Electric or its licensors. All rights in such content not expressly granted herein are reserved. No rights of any kind are licensed or assigned or shall otherwise pass to persons accessing this information.

Life Is On | Schneider Electric

Life Is On | Schneider Electric

Learn more about our products at
www.se.com

The information provided in this documentation contains general descriptions and/or technical characteristics of the performance of the products contained herein. This documentation is not intended as a substitute for and is not to be used for determining suitability or reliability of these products for specific user applications. It is the duty of any such user or integrator to perform the appropriate and complete risk analysis, evaluation and testing of the products with respect to the relevant specific application or use thereof. Neither Schneider Electric nor any of its affiliates or subsidiaries shall be responsible or liable for misuse of the information contained herein.

Design: Schneider Electric
Photos: Schneider Electric

Schneider Electric Industries SAS
Head Office
35, rue Joseph Monier - CS 30323
F-92500 Rueil-Malmaison Cedex
France

DIA5ED2130508EN
October 2025 - V5.0