Product data sheet

Specifications

Cam switch body, Harmony K1, K2, 22mm, plastic, 1 pole, position 0, 45degrees, 12A

K1A001A

Product availability: Non-Stock - Not normally stocked in distribution facility

Main

Range of Product	Harmony K
Product or Component Type	Cam switch body
Component name	K1
[Ith] conventional free air thermal current	12 A
Sub-assembly composition	Contact blocks + fixing plate
Cam switch function	OFF-ON switch
Off position	With Off position
Poles description	1P
Switching positions	Right: 0° - 45°
Product mounting	Front mounting
Fixing Mode	Ø 22 mm hole
Bezel material	Plastic

Complementary

Switching angle	45 °
[Ui] rated insulation voltage	690 V 3)IEC 60947-1
[Ithe] conventional enclosed thermal current	10 A
Rated operational power in W	10500 W AC-21, 500 - 660 V 3 phase IEC 947-3 1100 W AC-3, 230 V 3 phase IEC 947-3 1500 W AC-23A, 230 V 3 phase IEC 947-3 1500 W AC-3, 400 V 1 phase IEC 947-3 1500 W AC-3, 400 V 3 phase IEC 947-3 1500 W AC-3, 500 V 3 phase IEC 947-3 1500 W AC-3, 690 V 3 phase IEC 947-3 2200 W AC-23A, 400 V 3 phase IEC 947-3 2200 W AC-23A, 500 V 3 phase IEC 947-3 2200 W AC-23A, 690 V 3 phase IEC 947-3 4800 W AC-21, 230 V 3 phase IEC 947-3 600 W AC-3, 230 V 1 phase IEC 947-3 8300 W AC-21, 400 V 3 phase IEC 947-3
[Ie] rated operational current AC	1 A 500 V AC-15 IEC 947-5-1 2 A 400 V AC-15 IEC 947-5-1 3 A 230 V AC-15 IEC 947-5-1 1.8 A 690 V AC-3 3 phase IEC 947-3 2.8 A 500 V AC-3 3 phase IEC 947-3 2.8 A 690 V AC-23A 3 phase IEC 947-3 3.3 A 400 V AC-3 3 phase IEC 947-3 3.8 A 500 V AC-23A 3 phase IEC 947-3 4.6 A 230 V AC-3 3 phase IEC 947-3 4.8 A 400 V AC-23A 3 phase IEC 947-3 5.6 A 230 V AC-23A 3 phase IEC 947-3

Price is “List Price” and may be subject to a trade discount – check with your local distributor or retailer for actual price.

Disclaimer: This documentation is not intended as a substitute for and is not to be used for determining suitability or reliability of these products for specific user applications

Electrical durability	1000000 cycles AC-15 1000000 cycles AC-21 500000 cycles AC-23 500000 cycles AC-3
Maximum operating rate	8333 cyc/mn AC-15 2.5 cyc/mn AC-21 2.5 cyc/mn AC-23 2.5 cyc/mn AC-3
Short-circuit current	10000 A
Short-circuit protection	16 A cartridge fuse gG
[Uimp] rated impulse withstand voltage	4 kV in isolating function 6 kV IEC 947-1
Contact operation	Slow-break
positive opening	With
Electrical connection	Captive screw clamp terminals flexible 2 x 1.5 mm² Captive screw clamp terminals solid 1 x 2.5 mm²
Mechanical durability	1000000 cycles
Net Weight	0.165 lb(US) (0.075 kg)

Environment

Standards	CENELEC EN 50013 EN/IEC 60947-3 power circuit EN/IEC 60947-5-1 control circuit
Product certifications	CSA 240 V 1 hp 1 phase CSA 240 V 3 hp 3 phase 2 UL 240 V 1 hp 3 phase UL 240 V 0.33 hp 1 phase 2
Protective treatment	TC
Ambient air temperature for operation	-13…131 °F (-25…55 °C)
Ambient Air Temperature for Storage	-40…158 °F (-40…70 °C)
Shock resistance	30 gn IEC 68-2-27
Vibration resistance	5 gn 10…150 Hz)IEC 68-2-6
Electrical shock protection class	Class II conforming to IEC 536 Class II conforming to NF C 20-030

Ordering and shipping details

Category	US10CS218406
Discount Schedule	0CS2
GTIN	3389110442922
Returnability	Yes
Country of origin	CZ

Packing Units

Unit Type of Package 1	PCE
Nbr. of units in pkg.	1
Package 1 Height	2.6 in (6.5 cm)
Package 1 Width	2.6 in (6.7 cm)
Package 1 Length	3.07 in (7.8 cm)

Package weight(Lbs)	3.2 oz (90.0 g)
Unit Type of Package 2	S01
Number of Units in Package 2	16
Package 2 Height	5.9 in (15.0 cm)
Package 2 Width	5.9 in (15.0 cm)
Package 2 Length	15.7 in (40.0 cm)
Package 2 Weight	3.715 lb(US) (1.685 kg)

Contractual warranty

Warranty	18 months

Environmental Data

Schneider Electric aims to achieve Net Zero status by 2050 through supply chain partnerships, lower impact materials, and circularity via our ongoing “Use Better, Use Longer, Use Again” campaign to extend product lifetimes and recyclability.

Environmental Data explained >

How we assess product sustainability >

Use Better

Materials and Substances

Packaging made with recycled cardboard	**No**
Packaging without single use plastic	**No**
EU RoHS Directive	**Pro-active compliance (Product out of EU RoHS legal scope)**
REACh Regulation	**REACh Declaration**
California proposition 65	**WARNING: This product can expose you to chemicals including: Nickel compounds, which is known to the State of California to cause cancer, and Di-isodecyl phthalate (DIDP), which is known to the State of California to cause birth defects or other reproductive harm. For more information go to www.P65Warnings.ca.gov**

Use Again

Repack and remanufacture

Circularity Profile	**No need of specific recycling operations**
Take-back	**No**
WEEE Label	**The product must be disposed on European Union markets following specific waste collection and never end up in rubbish bins.**

Dimensions Drawings

Body with Plastic Base

Front Mounting by Ø 22 mm/0.87 in. Hole

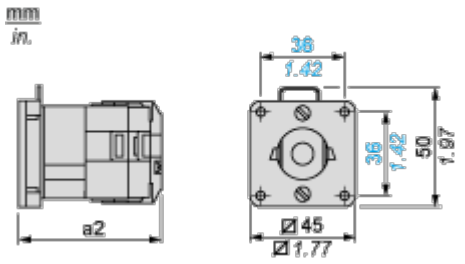

a2 49 mm/1.93 in.

Technical Description

Link Positions (Factory Mounted)

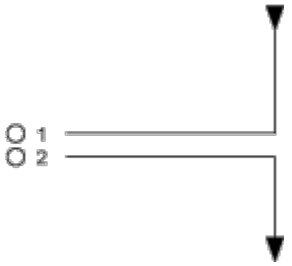

Angular Position of Switch

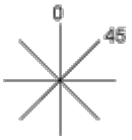

Switching Program

Convention Used for Switching Program Representation

Contact closed

Contact closed in 2 positions and maintained between the 2 positions

Sealed assembly for auto-maintain control

Overlapping contacts

Spring return position: for a switching angle of 90°, spring return is over 30° after the last position (for a maximum of 3 simultaneous contacts).

Example:

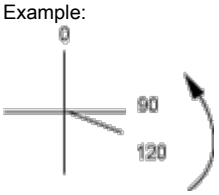

Offer Marketing Illustration

Product benefits / Features



Offer Marketing Illustration

Product benefits / Features