Product data sheet

Specifications

Harmony, plugin relay socket, mixed contact, 16 A, 250 V, screw clamp, for RPM1 relays

RPZF1

Product availability: Stock - Normally stocked in distribution facility

Main

Range of Product	Harmony Electromechanical Relays
Device short name	RPZ
Product or Component Type	Socket
Product compatibility	Plug-in relay RPM 1 C/O
Contacts type and composition	1 C/O
[Ith] conventional free air thermal current	16 A
[Ue] rated operational voltage	250 V

Complementary

Contact terminal arrangement	Mixed
Tightening torque	< 1 N.m M3.5 < 0.8 N.m M3
Fixing mode	By screw (panel) Clip-on (35 mm symmetrical DIN rail)
[Uimp] rated impulse withstand voltage	4 kV
Overvoltage category	III
Pollution degree	3
Net Weight	0.068 lb(US) (0.031 kg)

Environment

Connections - terminals	Contact terminal - screw clamp terminals, 2 wires solid without cable end 0.5...4 mm² / AWG 20...AWG 12 Contact terminal - screw clamp terminals, 1 wire solid without cable end 0.5...4 mm² / AWG 20...AWG 12 Contact terminal - screw clamp terminals, 2 wires flexible with cable end 0.5...2.5 mm² / AWG 20...AWG 14 Contact terminal - screw clamp terminals, 1 wire flexible with cable end 0.5...2.5 mm² / AWG 20...AWG 14 Coil terminal - screw clamp terminals, 2 wires solid without cable end 0.5...2.5 mm² / AWG 20...AWG 14 Coil terminal - screw clamp terminals, 1 wire solid without cable end 0.5...2.5 mm² / AWG 20...AWG 14 Coil terminal - screw clamp terminals, 2 wires flexible with cable end 0.5...1.5 mm² / AWG 20...AWG 16 Coil terminal - screw clamp terminals, 1 wire flexible with cable end 0.5...1.5 mm² / AWG 20...AWG 16
IP degree of protection	IP20 conforming to IEC 60529
Dielectric strength	2500 V
Standards	IEC 61984 CSA C22.2 No 14 UL 508

Price is “List Price” and may be subject to a trade discount – check with your local distributor or retailer for actual price.

Disclaimer: This documentation is not intended as a substitute for and is not to be used for determining suitability or reliability of these products for specific user applications

Product Certifications	CSA UL EAC CE
Ambient Air Temperature for Storage	-40…185 °F (-40…85 °C)
Ambient air temperature for operation	-40…131 °F (-40…55 °C)

Ordering and shipping details

Category	US10CP221128
Discount Schedule	0CP2
GTIN	3389119402286
Returnability	Yes
Country of origin	CN

Packing Units

Unit Type of Package 1	PCE
Nbr. of units in pkg.	1
Package 1 Height	1.2 in (3 cm)
Package 1 Width	0.8 in (2.1 cm)
Package 1 Length	3.3 in (8.5 cm)
Package weight(Lbs)	1.06 oz (30 g)
Unit Type of Package 2	BB1
Number of Units in Package 2	10
Package 2 Height	2.6 in (6.5 cm)
Package 2 Width	3.5 in (9 cm)
Package 2 Length	4.2 in (10.7 cm)
Package 2 Weight	11.8 oz (335 g)
Unit Type of Package 3	S03
Number of Units in Package 3	240
Package 3 Height	11.8 in (30 cm)
Package 3 Width	11.8 in (30 cm)
Package 3 Length	15.7 in (40 cm)
Package 3 Weight	18.944 lb(US) (8.593 kg)

Contractual warranty

Warranty	18 months

Environmental Data

Schneider Electric aims to achieve Net Zero status by 2050 through supply chain partnerships, lower impact materials, and circularity via our ongoing “Use Better, Use Longer, Use Again” campaign to extend product lifetimes and recyclability.

Environmental Data explained

How we assess product sustainability

Environmental footprint

Carbon footprint (kg CO2 eq, Total Life cycle)	1
Environmental Disclosure	Product Environmental Profile

Use Better

Materials and Substances

Packaging made with recycled cardboard	Yes
Packaging without single use plastic	Yes
EU RoHS Directive	Pro-active compliance (Product out of EU RoHS legal scope)
REACh Regulation	REACh Declaration
California proposition 65	WARNING: This product can expose you to chemicals including: Nickel compounds, which is known to the State of California to cause cancer, and Di-isodecyl phthalate (DIDP), which is known to the State of California to cause birth defects or other reproductive harm. For more information go to www.P65Warnings.ca.gov

Use Again

Repack and remanufacture

Circularity Profile	No need of specific recycling operations
Take-back	No

Dimensions Drawings

Dimensions

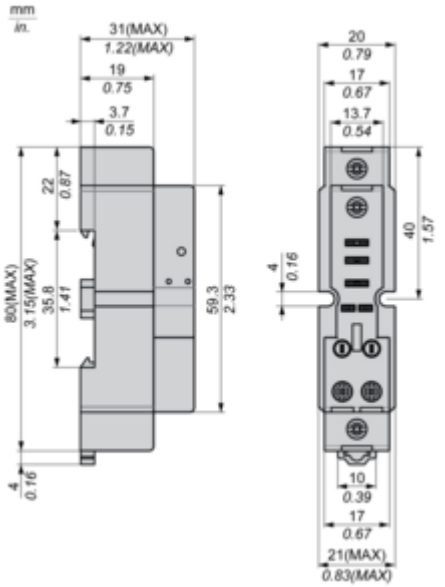

Connections and Schema

Wiring Diagram

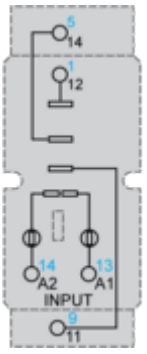

Symbols shown in blue correspond to Nema marking.

Technical Illustration

Dimensions

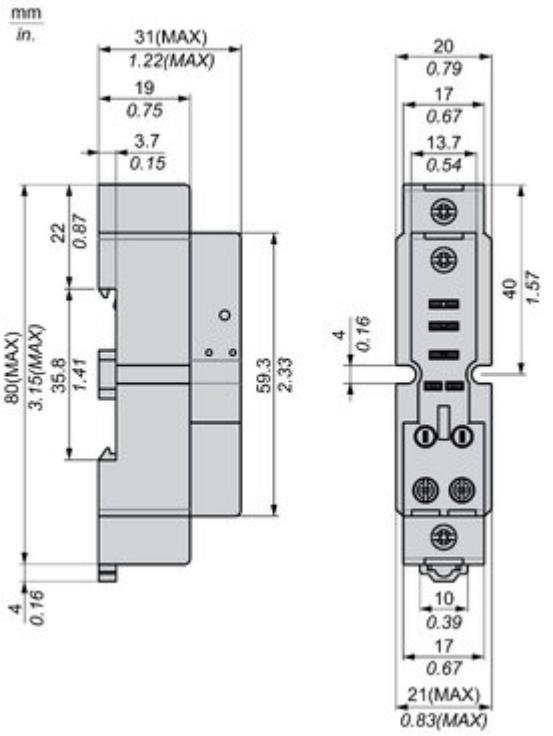

Image of product / Alternate images

Alternative

Schneider
Electric
RPZF1
10A 250V

Image of product in real life situation