# Product data sheet

Specifications

## Head for illuminated selector switch, Harmony XB5, plastic, white handle, universal LED, 3 positions, to center

ZB5FK1513

**Product availability: Non-Stock - Not normally stocked in distribution facility**
**Important message: A change in appearance may be noted on the product but does not affect its use in terms of function and safety. This makes it compatible with our Universal LED blocks**

## Main

| | |
|---|---|
| **Range of Product** | Harmony XB5 |
| **Product or Component Type** | Head for illuminated selector switch |
| **Product Compatibility** | Universal LED |
| **Device short name** | ZB5 |
| **Bezel material** | Dark grey plastic |
| **Mounting diameter** | 1.2 in (30.5 mm) |
| **Head type** | Built-in-flush |
| **Sale per indivisible quantity** | 1 |
| **Shape of signaling unit head** | Round |
| **Type of operator** | To centre spring return |
| **Operator profile** | White standard handle |
| **Operator position information** | 3 positions +/- 45° |

## Complementary

| | |
|---|---|
| **CAD overall width** | 1.5 in (37 mm) |
| **CAD overall height** | 1.5 in (37 mm) |
| **CAD overall depth** | 1.8 in (46 mm) |
| **Net Weight** | 0.07 lb(US) (0.03 kg) |
| **Mechanical durability** | 500000 cycles |
| **Electrical composition code** | M3 4 single front mounting integral LED<br>M6 2 single front mounting integral LED and transformer<br>M10 2 single front mounting integral LED<br>MF1 2 single front mounting integral LED<br>M4 4 single and double front mounting integral LED |

## Environment

| | |
|---|---|
| **Protective treatment** | TH |
| **Ambient Air Temperature for Storage** | -40…158 °F (-40…70 °C) |
| **Ambient air temperature for operation** | -40…158 °F (-40…70 °C) |
| **Overvoltage category** | Class II conforming to IEC 60536 |

Price is “List Price” and may be subject to a trade discount – check with your local distributor or retailer for actual price.

Disclaimer: This documentation is not intended as a substitute for and is not to be used for determining suitability or reliability of these products for specific user applications

| | |
|---|---|
| **IP degree of protection** | IP66 IEC 60529<br>IP67<br>IP69<br>IP69K |
| **NEMA degree of protection** | NEMA 13<br>NEMA 4X |
| **Resistance to high pressure washer** | 1015.3 psi (7000000 Pa) 131 °F (55 °C) 0.1 m |
| **IK degree of protection** | IK03 conforming to IEC 50102 |
| **Standards** | UL 508<br>EN/IEC 60947-1<br>EN/IEC 60947-5-5<br>CSA C22.2 No 14<br>EN/IEC 60947-5-4<br>EN/IEC 60947-5-1<br>JIS C8201-5-1<br>JIS C8201-1 |
| **Product Certifications** | CSA<br>DNV<br>BV<br>LROS (Lloyds register of shipping)<br>UL Listed |
| **Vibration resistance** | 5 gn (f= 2…500 Hz) conforming to IEC 60068-2-6 |
| **Shock resistance** | 30 gn 18 ms) half sine wave acceleration IEC 60068-2-27<br>50 gn 11 ms) half sine wave acceleration IEC 60068-2-27 |

## Ordering and shipping details

| | |
|---|---|
| **Category** | US10CS222467 |
| **Discount Schedule** | 0CS2 |
| **GTIN** | 3606481339577 |
| **Returnability** | Yes |
| **Country of origin** | FR |

## Packing Units

| | |
|---|---|
| **Unit Type of Package 1** | PCE |
| **Nbr. of units in pkg.** | 1 |
| **Package 1 Height** | 1.732 in (4.400 cm) |
| **Package 1 Width** | 2.087 in (5.300 cm) |
| **Package 1 Length** | 2.362 in (6.000 cm) |
| **Package weight(Lbs)** | 0.988 oz (28.000 g) |

## Environmental Data

Schneider Electric aims to achieve Net Zero status by 2050 through supply chain partnerships, lower impact materials, and circularity via our ongoing “Use Better, Use Longer, Use Again” campaign to extend product lifetimes and recyclability.

Environmental Data explained

How we assess product sustainability

### Environmental footprint

| | |
|---|---|
| Carbon footprint (kg CO2 eq, Total Life cycle) | 1 |
| Environmental Disclosure | Product Environmental Profile |

## Use Better

### Materials and Substances

| | |
|---|---|
| Packaging made with recycled cardboard | Yes |
| Packaging without single use plastic | Yes |
| EU RoHS Directive | Pro-active compliance (Product out of EU RoHS legal scope) |
| REACh Regulation | REACh Declaration |
| California proposition 65 | WARNING: This product can expose you to chemicals including: Di-isodecyl phthalate (DIDP), which is known to the State of California to cause birth defects or other reproductive harm. For more information go to www.P65Warnings.ca.gov |

## Use Again

### Repack and remanufacture

| | |
|---|---|
| Recyclability potential, in % | 33 |
| Circularity Profile | End of Life Information |
| Take-back | No |

## Dimensions Drawings

### Dimensions

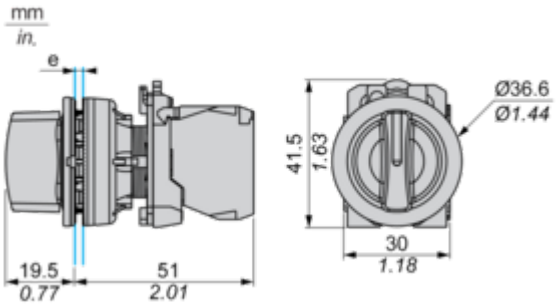


**e:** Clamping thickness: 1 to 6 mm / 0.04 to 0.24 in.

## Mounting and Clearance

### Panel Cut-out for Pushbuttons, Switches and Pilot Lights (Finished Holes, Ready for Installation)

### Connection by Screw Clamp Terminals or Plug-in Connectors

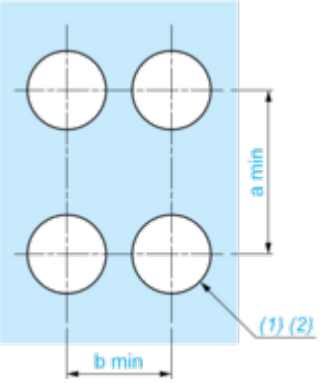


**(1)** Diameter on finished panel or support

**(2)** Ø30.75 mm recommended (Ø30.5 $_{0}^{+0.5}$) / Ø1.21 in. recommended (Ø1.20 in. $_{0}^{+0.0196}$)

| Connections | a in mm | a in in. | b in mm | b in in. |
|---|---|---|---|---|
| By screw clamp terminals or plug-in connector | 40 | 1.57 | 40 | 1.57 |
| By Faston connectors | 45 | 1.77 | 40 | 1.57 |

Technical Description

**Electrical Composition Corresponding to Code M3**

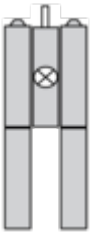

## Electrical Composition Corresponding to Code M4

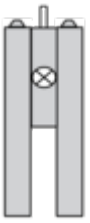

## Electrical Composition Corresponding to Codes M6 and P2

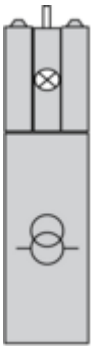

## Electrical Composition Corresponding to Codes M5, M10, MF1, MR1 and MF2

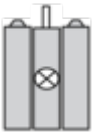

## Legend

Single contact

Double contact

Light block

Possible location

## Sequence of Contacts Fitted to 2-position Selector Switch Body

### Position 315°

| | | | | | |
|---|---|---|---|---|---|
| **Push** | Position | Top | ■ | | ■ |
| | | Bottom | ▲ | | ▲ |
| | Location | | Left | | Right |
| | State | | 0 | | 0 |
| **Contacts** | N/O | | open | | open |
| | N/C | | closed | | closed |

### Position 45°

| | | | | | |
|---|---|---|---|---|---|
| **Push** | Position | Top | | | |
| | | Bottom | ■ | | ■ |
| | Location | | Left | | Right |
| | State | | 1 | | 1 |
| **Contacts** | N/O | | closed | | closed |
| | N/C | | open | | open |

Technical Illustration

## Dimensions

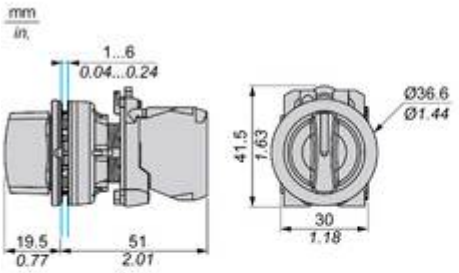


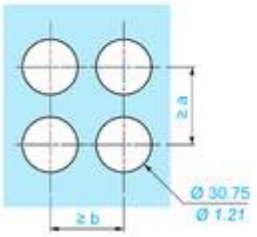


| | | a (mm) | a (in.) | b (mm) | b (in.) |
|---|---|---|---|---|---|
| ZBE●●●●● | ZBV●●●● | 40 | 1.57 | 40 | 1.57 |
| ZBE●●●●●3 | ZBV●●●●3 | 45 | 1.77 | 40 | 1.57 |
| ZBE●●●●●4 | ZBV●●●●4 | 40 | 1.57 | 40 | 1.57 |

Image of product / Alternate images

**Alternative**