HDPM6000S
Technical Data Sheet

CT strips with optional waveform capture and THD

The HDPM6000S integrated branch circuit power meter is available in 21-circuit strip modules. It provides utility grade waveform capture, THD, amps, volts, power factor, kW and kWh data, monitors the ambient temperature and humidity via add-on sensor and can support up to eight strip modules (168 circuits) powered by a single PowerLogic™ HDPM6000 head unit. The HDPM6000 head unit outputs data directly via Ethernet and the power metrics can integrate with any BMS or DCIM system via Modbus TCP/IP, SNMP or BACnet.

The HDPM6000 head unit is the base for the entire suite of modular devices that include the HDPM6000R, HDPM6000S and HDPM6000B. Each module can be used to provide utility grade data down to the branch circuit on busway systems, panelboards, RPPs, PDUs, switchgear and distribution panels. The platform simplifies installation, integration and operation of power monitoring deployments by extending a common chipset, user interface, firmware and software driver across all of the modular devices.

Applications

Ideal for large building applications such as data centers, industrial facilities, infrastructure and other similar environments.



Market solutions

Markets that benefit from a solution with HDPM6000S include:

- Data centers
- Industrial facilities
- Healthcare facilities
- Manufacturing

Benefits

- Modular platform approach provides scalability and minimizes integration costs, start up time and operational expenses.
- Provides power quality metrics down to the branch circuit allowing users to effectively monitor circuit loads, manage power consumption, allocate energy costs and maximize uptime across their facilities.
- Makes energy and power quality data immediately actionable and relevant to operational and sustainability goals

Competitive advantages

- Asset management
  - Identify increased harmonics in the rack servers to detect a potential disruption
  - Total Harmonics Distortion
  - Waveform capture
- Display and web page visualization
  - Optional touchscreen display accesses meter data
  - User-friendly web interface allows configuration of branch circuits and commissioning of meter system
- Data logging and software monitoring
  - Data logging and on-board memory storage
  - EcoStruxure™ PME and Power Operation integration

Power management solutions

Schneider Electric provides innovative power management solutions to increase your energy efficiency and cost savings. Maximize electrical network reliability and availability, and optimize electrical asset performance.

HDPM6000S



Measurements

- Current per branch and sum of all phases
- Energy (kWh) per branch and sum of all phases
- Real Power (kW) per branch and sum of all phases
- Apparent Power (kVA) per branch and sum of all phases
- Reactive Power (kVAR) per branch and sum of all phases
- Real Power (kW) demand per circuit
- Current waveform capture (optional)
- Total Harmonic Distortion (THD)
- Power factor (sign indicates leading or lagging current), per branch and average of all phases for multi-phase circuits

Features guide

Power quality analytics	Waveform capture and voltage and current THD
Web interface	For configuration and live data access
Supported protocols	Modbus TCP/IP, SNMP, BACnet
Data storage	Min. 8 GB SD card to store log data and waveform captures provided
Alarms	On-board user-configurable alarms and alerts

Technical specifications

Electrical Characteristics	
Supply voltage	24 VDC supplied from the HDPM6000 head unit via bus port CAT6 cable
CT support	UL 2808, 20-4000 A with internal burdened resister and 250 mV signal (no shorting blocks required)
CT options	Solid-core or split-core type current transformers with a maximum voltage of 480 V.
Environmental Characteristics	
Operating temperature	-20 to 60 °C (-68 to 140 °F)
Storage temperature	-40 to 85 °C (-40 to 185 °F)
Relative humidity	5 to 90% non-condensing
Max. operating altitude	2,000 m (6562 ft.)
Non-operating altitude	15,000 m (49213 ft.)
Noise level	< 65 dba at six ft. (72 in.) from the HDPM6000
Mounting location	Not suitable for wet locations. For indoor use only.

Standards

Description	General Standard	Reference Standard
Radiated emissions	IEC/EN 61326-1 :2020 (Industrial Electromagnetic Environment)	CISPR 11 AC port inc A1
Conducted emissions, AC port		
Conducted emissions, telecom port		
Electrostatic discharge		IEC/EN 61000-4-2
Radiated RF immunity		IEC/EN 61000-4-3
Fast transient bursts		IEC/EN 61000-4-4
Conducted immunity		IEC/EN 61000-4-6
Power frequency magnetic field		IEC/EN 61000-4-8
Voltage dips and interruptions		IEC/EN 61000-4-11

Dimensions

Left strip, top and side views

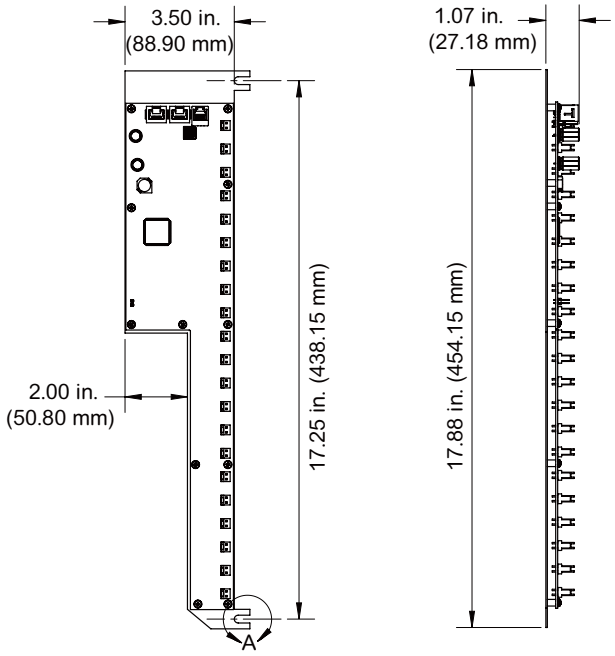

Right strip, top and side views

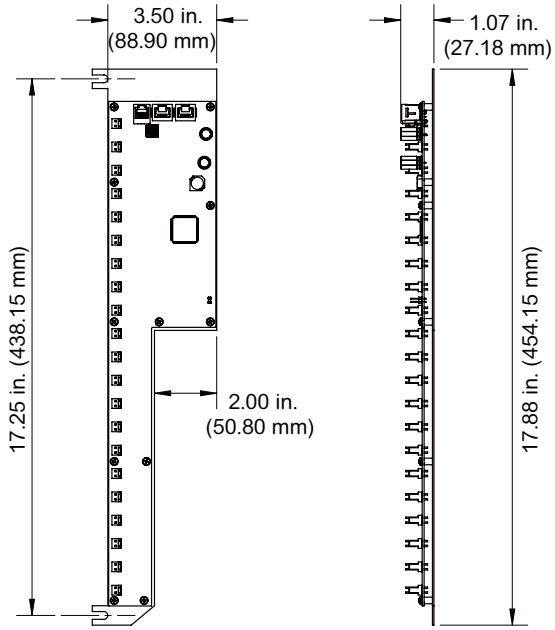

Detail A view, same for all lugs

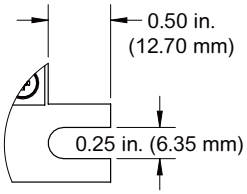

Commercial References

Model	Description
HDPM6000S Strip Modules Only	
METSEHDPM6S42	HDPM Strip Left and Right Set for 42 Ckts
METSEHDPM6S42W	HDPM Strip Left and Right Set for 42 Ckts WFC
METSEHDPM6S21R	HDPM Strip Right 21 Ckt
METSEHDPM6S21WF	HDPM Strip Right 21 Ckt WFC
METSEHDPM6S21L	HDPM Strip Left 21 Ckt
METSEHDPM6S21WH	HDPM Strip Left 21 Ckt WFC
HDPM6000 Head Unit	
METSEHDPM6S480VC	HDPM 50 / 60 Hz up to 480 v
HDPM6000 Temperature and Humidity Sensors	
METSEHDPMTEMP08B	HDPM Temperature Sensor with 8ft Blue Cable
METSEHDPMTEMP08Y	HDPM Temperature Sensor with 8ft Yellow Cable
METSEHDPMTEMP12B	HDPM Temperature Sensor with 12ft Blue Cable
METSEHDPMTEMP12Y	HDPM Temperature Sensor with 12ft Yellow Cable
METSEHDPMTEMP25B	HDPM Temperature Sensor with 25ft Blue Cable
METSEHDPMTEMP25Y	HDPM Temperature Sensor with 25ft Yellow Cable
METSEHDPMTEMPHM25B	HDPM Temperature and Humidity Sensor with 25ft Blue Cable
METSEHDPMTEMPHM25Y	HDPM Temperature and Humidity Sensor with 25ft Yellow Cable
METSEHDPMTEMPHM06B	HDPM Temperature and Humidity Sensor with 6ft Blue Cable
METSEHDPMTEMPHM06Y	HDPM Temperature and Humidity Sensor with 6ft Yellow Cable
HDPM6000 CT's	Refer to HDPM6000 CT manual for full list
Power Supplies	
METSEHDPM6PSV240*	HDPM PS 24 VDC 60 watt
METSEHDPM6PSV500*	HDPM PS 24 VDC 90 watt

**Phoenix Contact power supply.*

Schneider Electric
12345 SW Leveton Drive
Tualatin, OR 97062 USA

+1-503-598-4564
www.se.com

As standards, specifications and designs develop from time to time, please contact Schneider Electric for confirmation of the information given in this document.

Design: Schneider Electric
Photos: Schneider Electric

HDPM6000S Strip Module
PLSED310175EN

© 2022 - Schneider Electric - All rights reserved.

06-2022
Rev: G

Life Is On | Schneider Electric