Schneider Electric Installer Portal

Remotely manage your solar and storage systems.

https://www.se.com/

Life Is On | Schneider Electric

Introducing Installer Portal

Schneider Electric's Installer Portal is a cloud-based remote monitoring and control app designed for seamless oversight and management of solar and storage installations, specifically tailored for Schneider Inverter, Boost, and Pulse Backup Controller. Enjoy a customized interface tailored to access dynamic analysis tools that show real-time performance insights.

*Pulse Backup Controller is available in the US only.

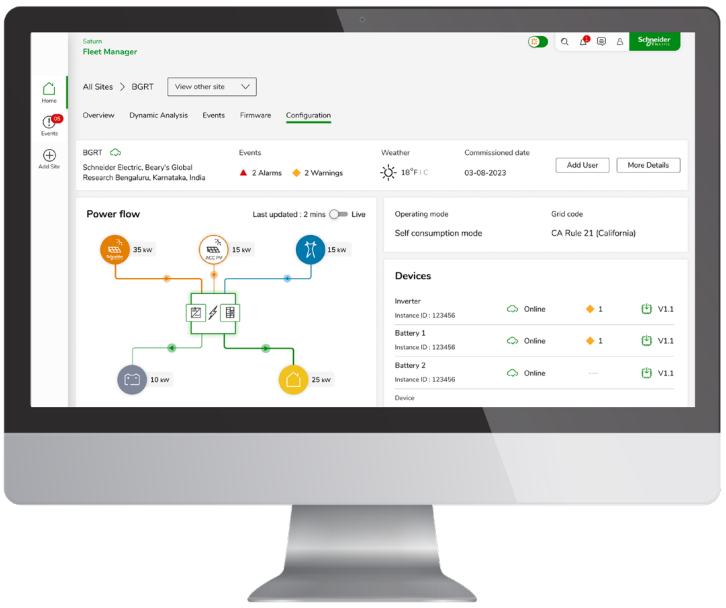

Streamlining Maintenance and Troubleshooting with the Installer Portal

The Installer Portal simplifies maintenance and troubleshooting processes of Schneider Home solar and energy storage systems. With remote access to real-time information, it significantly improves installers' efficiency and accuracy, saving valuable time and effort.

It also facilitates collaboration and communication within teams, with customers, and with Schneider Electric. This fosters a better understanding of customer systems, allowing for improved interaction with Schneider Electric's customer care center for better support and faster issue resolution.

Moreover, the portal's intuitive design caters to installers of varying experience levels, accommodating all users.

How to Get Started with the Installer Portal

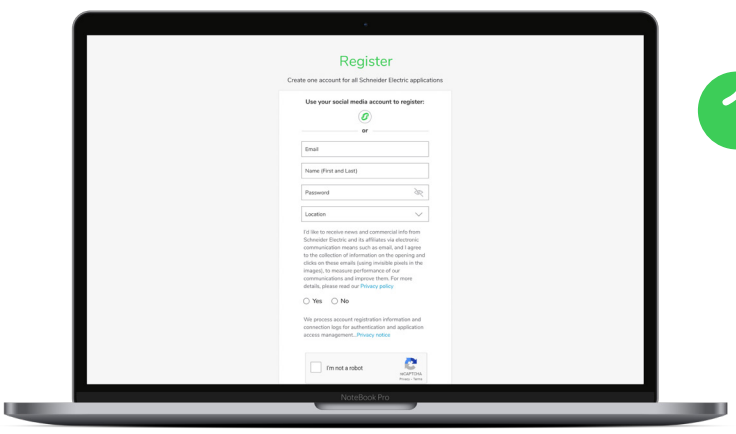

1 Join the Schneider Home program*

Submit the form to join the Schneider Home Installer Program and follow the directions in the email you'll receive.

a. For US Only: Use **this link** to join the Schnieder Home installer program.
b. For customers in Spain and Germany, please proceed to step 2

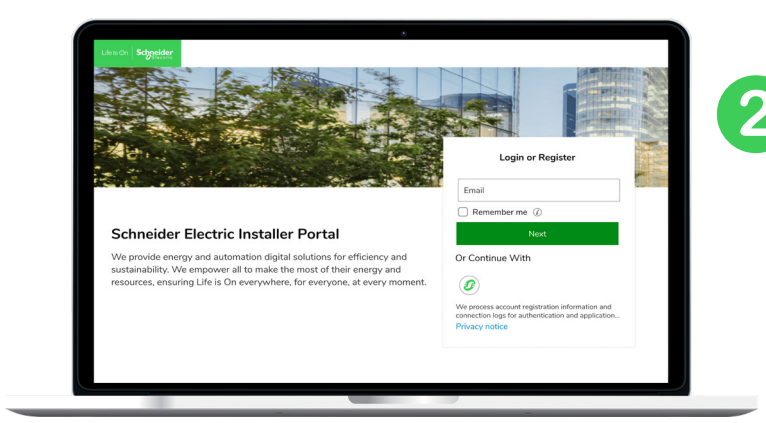

2 Create a mySchneider account

Click here to access mySchneider.

During mySchneider registration, select **Electrician or Contractor** as the business type.

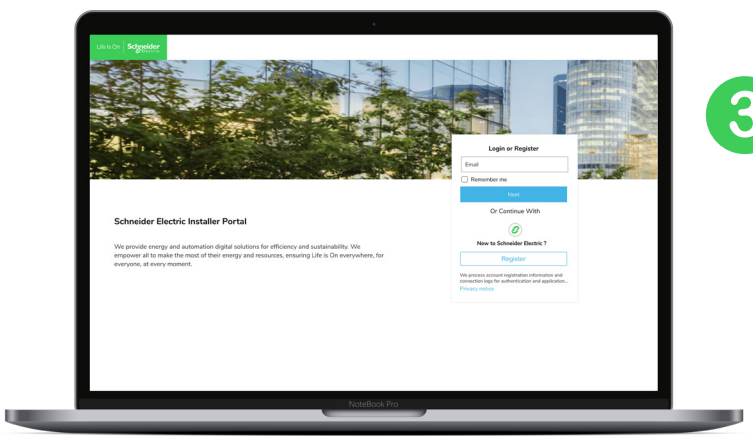

3 Log in to Installer Portal

Log in to Installer Portal using your mySchneider log in credentials **here**. If you are the first user from your organization, you will become an admin of your team. If not, request access from your organization's admin.

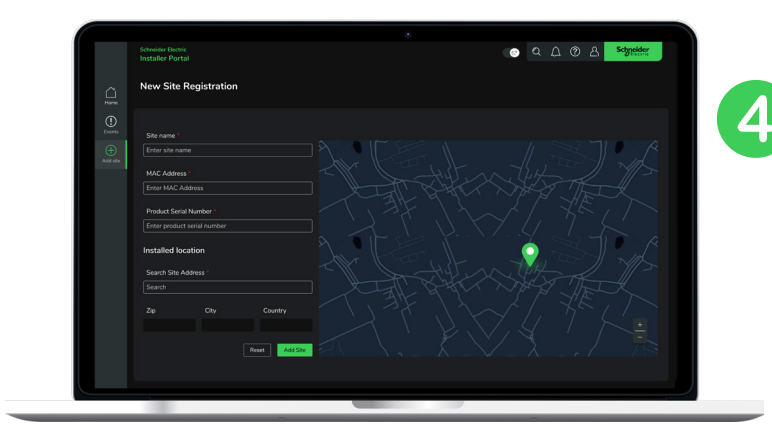

4 Add a site to your account

Please include mandatory information, such as MAC address and serial number. Additionally, you can simply enter the address, and the system will intelligently provide the best-suited options to automatically fill in the remaining fields.

Installer Portal features

Discover the power of Installer Portal, your personalized toolkit for real-time monitoring, advanced troubleshooting, and proactive management. From dynamic analysis to comprehensive insights, tailor your view and stay ahead with seamless site maintenance.

All sites dashboard

This is your default view, which includes five widgets providing a detailed overview of your organization's entire installation base. The pencil icon allows you to customize the columns displayed in the all-sites table, giving you flexibility to tailor the view to your specific needs. You can easily arrange sites in your preferred order by selecting the sort icon located next to the pencil icon at the top right corner of the table.

Gain valuable insights into the energy distribution of your install or installation base through the energy distribution graph, providing a clear depiction of energy sources relied upon.

Customize information with the pencil icon to tailor the information displayed in the table. The sort icon allows to arrange the sites in your preferred order.

Effortlessly filter and view specific segments of your install or installation base using the filter icon located on the top right of the page. The map widget helps users visualize site performance in specific areas, offering quick site summaries when hovering over map pins.

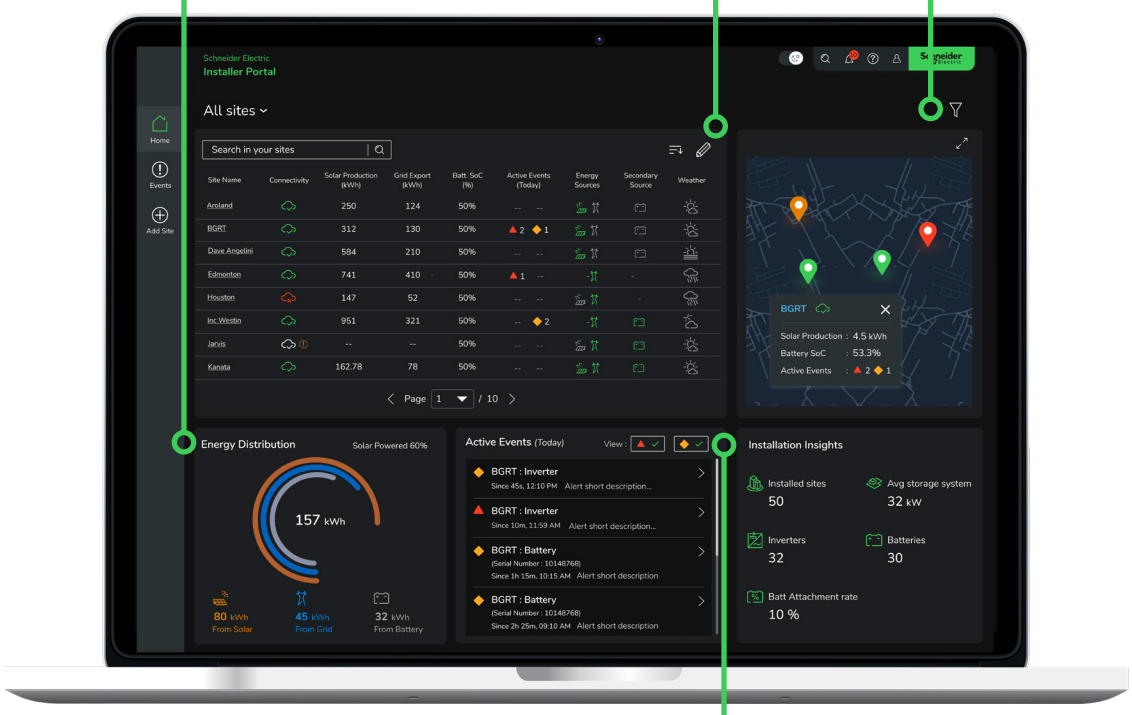

Stay informed with the active events widget that highlights today's alarms and warnings across your sites. For a deeper understanding of your install or installation base, explore the 'Installation Insights' section.

Single site features

Overview page

Access real-time monitoring and quick troubleshooting enabled by a dedicated page and two live widgets: power flow and devices. This page also includes power graphs, energy graphs, and lifetime energy production and consumption data for comprehensive insights.

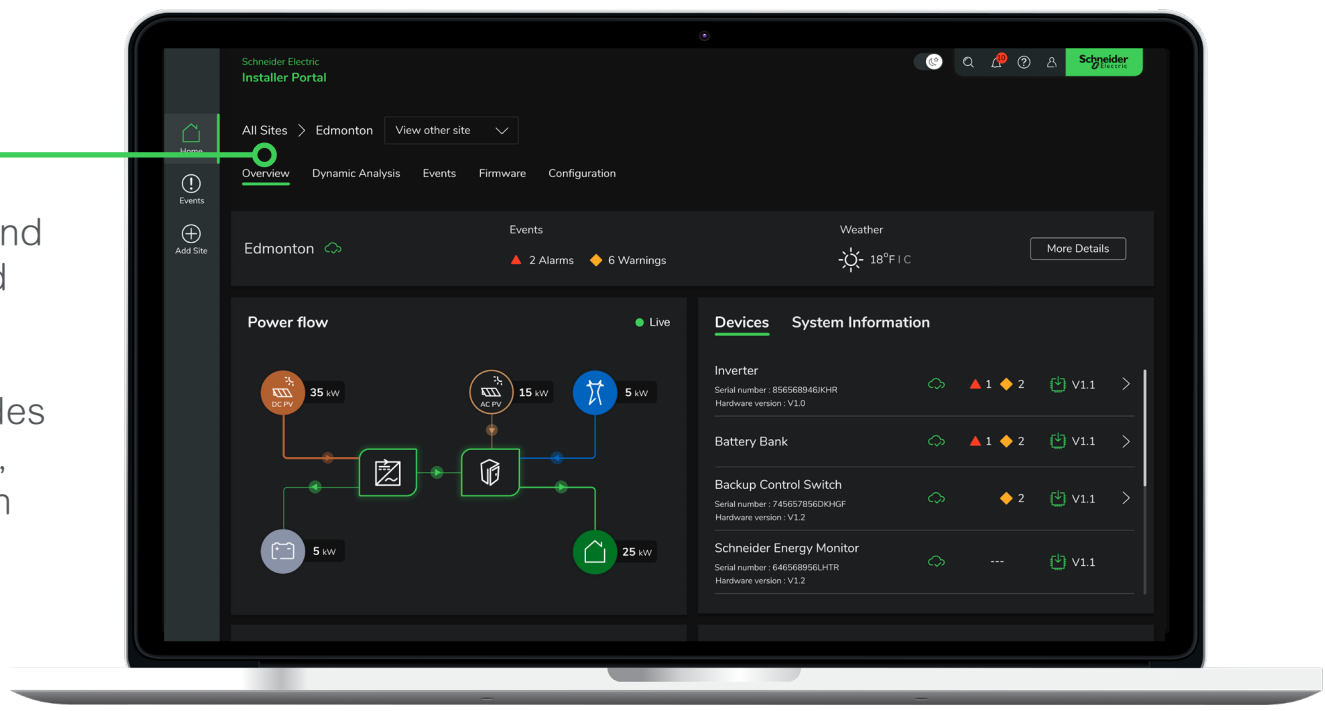

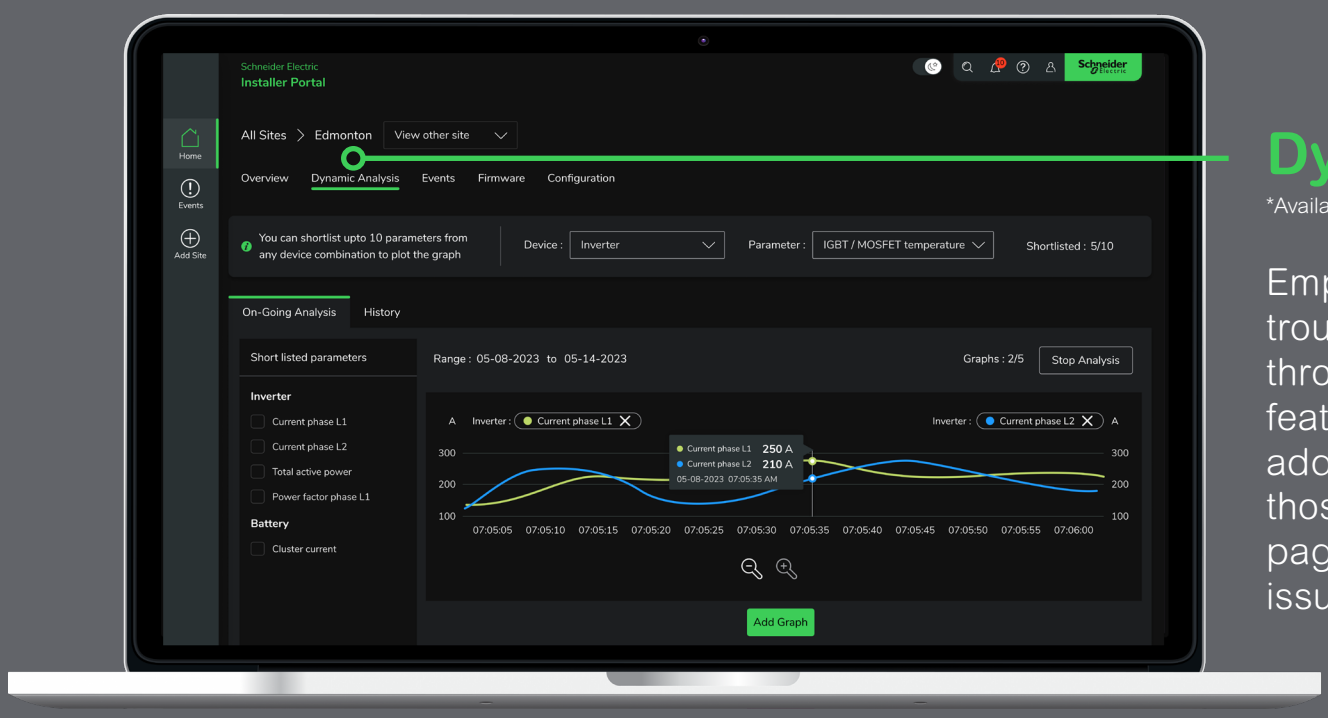

Dynamic analysis

*Available in Germany and Spain

Empower installers with advanced troubleshooting capabilities through dynamic analysis. This feature allows installers to select additional parameters beyond those available on the overview page, enabling in-depth on-site issue analysis and resolution.

Events

Stay informed about site alarms and warnings.

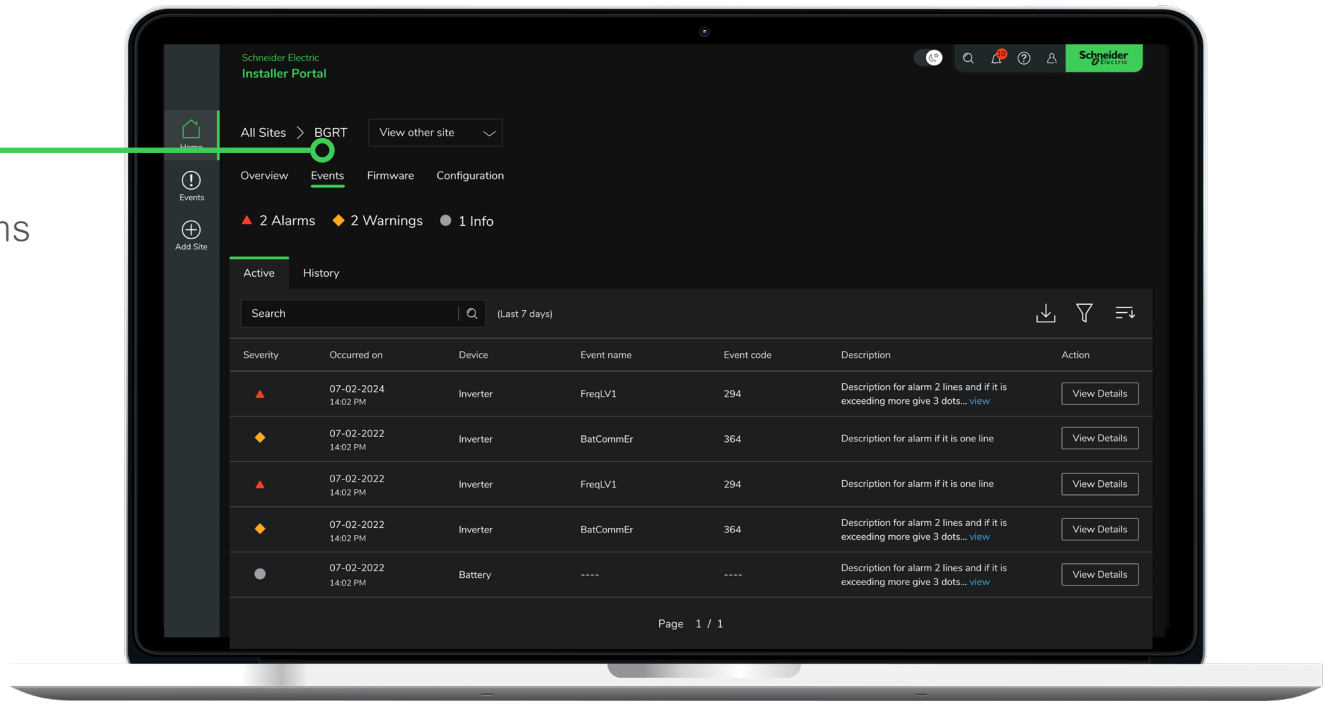

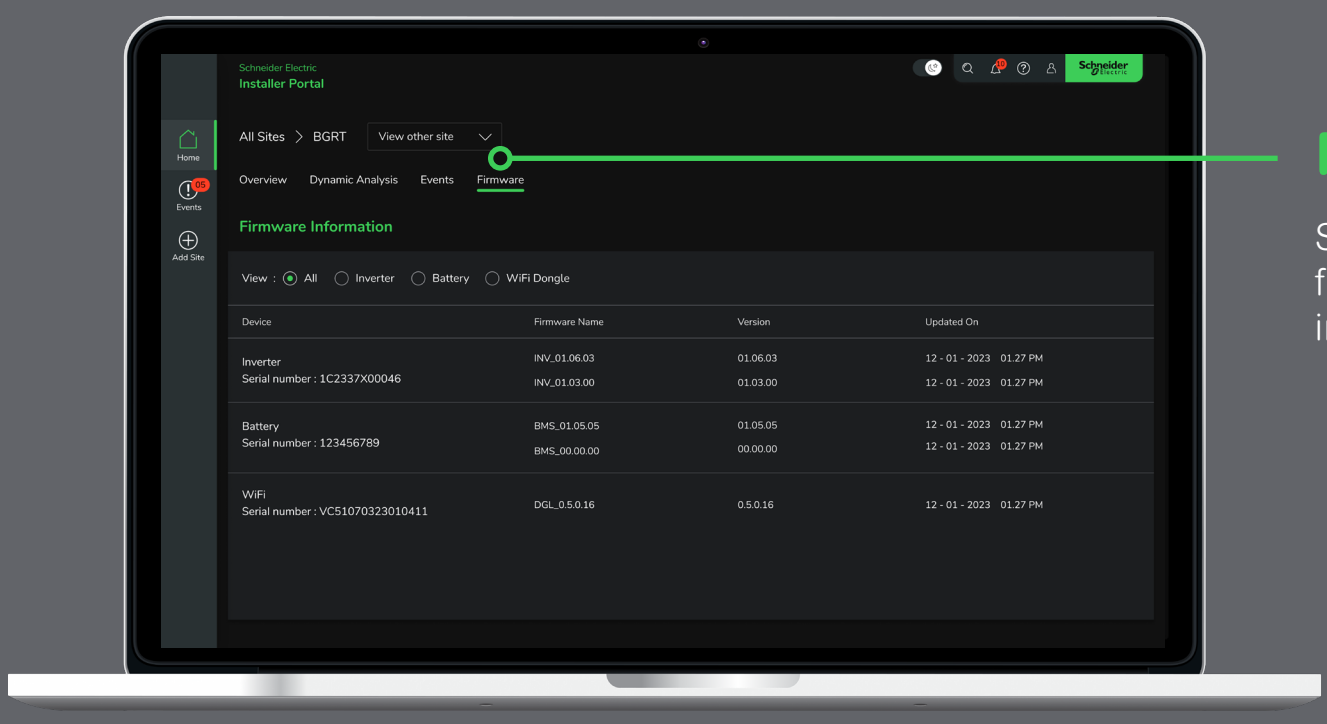

Firmware

Stay up-to-date on each device's firmware version with our informative firmware page.

Configuration

Our top widget displays information on installed devices. The home owner settings widget allows installers to visualize the settings homeowner sets via the Schneider Home app, while the system settings widget shows commissioning settings configured through the eSetup app.

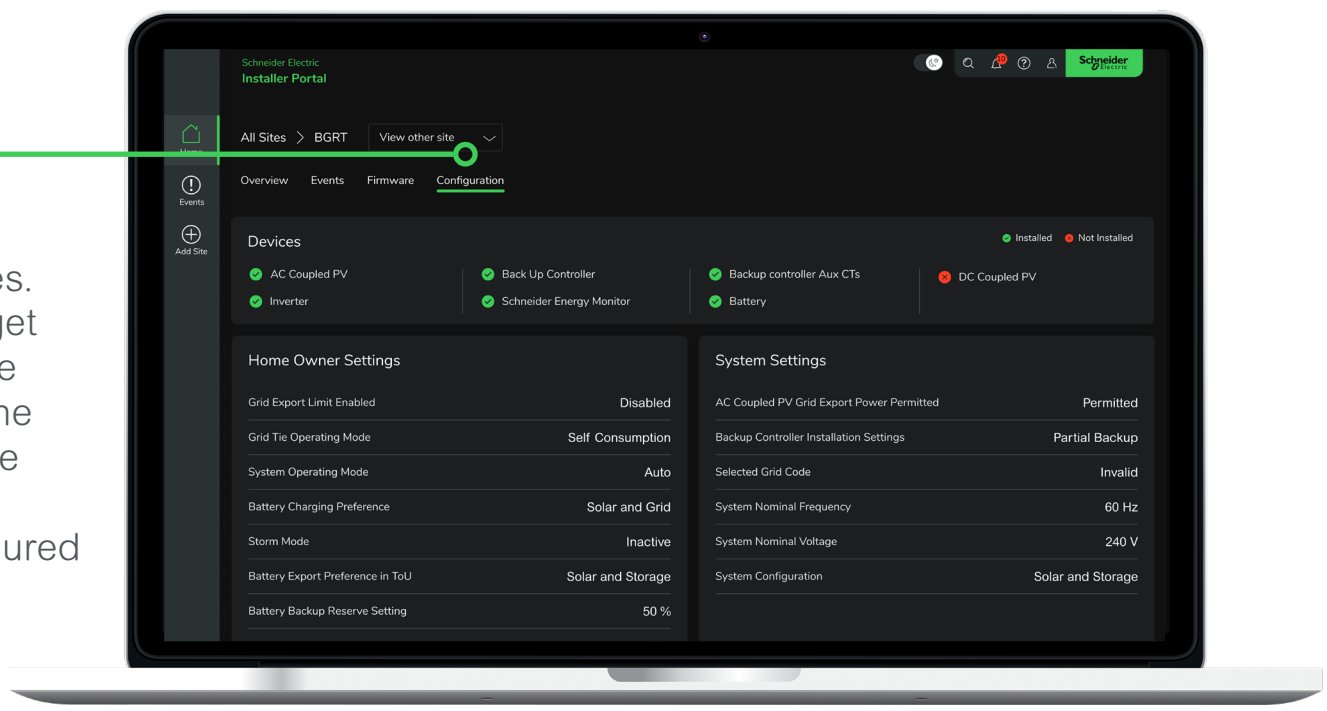

Life Is On | Schneider Electric™

https://www.se.com/

Schneider Electric Industries SAS

31 rue Pierre Mendès France
38320 Eybens – France
Phone: +33 476 576 060
www.se.com

©2024 Schneider Electric. All Rights Reserved. Life Is On Schneider Electric is a trademark and the property of Schneider Electric SE, its subsidiaries and affiliated companies.
All other trademarks are the property of their respective owners. Ref. 998-23500357