FuPacT GS 1250 A

Switch-Disconnector Fuses
Interrupteur-sectionneur à fusibles
Interruptor-fusibles
开关切断器保险丝
Sicherungslasttrennschalter
Fusibili interruttore-sezionatore
Fusíveis do desconector do interruptor
Предохранители
выключателей-разъединителей

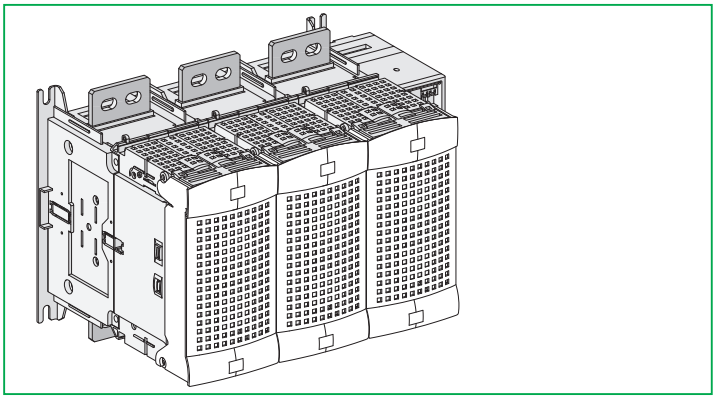

550071B

Schneider Electric

PLEASE NOTE ● Electrical equipment should be installed, operated, serviced, and maintained only by qualified personnel. ● No responsibility is assumed by Schneider Electric for any consequences arising out of the use of this material.	**BITTE BEACHTEN** ● Elektrische Geräte dürfen nur von Fachpersonal installiert, betrieben, bedient und gewartet werden. ● Schneider Electric haftet nicht für Schäden, die durch die Verwendung dieses Materials entstehen.
REMARQUE IMPORTANTE ● L'installation, l'utilisation, la réparation et la maintenance des équipements électriques doivent être assurés uniquement par du personnel qualifié. ● Schneider Electric décline toute responsabilité quant aux conséquences de l'utilisation de ce matériel.	**NOTA** ● Manutenzione, riparazione, installazione e uso delle apparecchiature elettriche si devono affidare solo a personale qualificato. ● Schneider Electric non si assume alcuna responsabilità per qualsiasi conseguenza derivante dall'uso di questo materiale.
TENGA EN CUENTA ● La instalación, manejo, puesta en servicio y mantenimiento de equipos eléctricos deberán ser realizados sólo por personal cualificado. ● Schneider Electric no se hace responsable de ninguna de las consecuencias del uso de este material.	**NOTA** ● A instalação, utilização e manutenção do equipamento eléctrico devem ser efectuadas exclusivamente por pessoal qualificado. ● A Schneider Electric não assume qualquer responsabilidade pelas consequências resultantes da utilização deste material.
请注意 ● 电气设备的安装、操作、维修和维护工作仅限于合格人员执行。 ● Schneider Electric不承担由于使用本资料所引起的任何后果。	**ОБРАТИТЕ ВНИМАНИЕ** ● Установка, эксплуатация, ремонт и обслуживание электрического оборудования может выполняться только квалифицированными электриками. ● Компания Schneider Electric не несет никакой ответственности за любые возможные последствия использования данной документации.

⚠⚠ DANGER / DANGER / PELIGRO / 危险 / GEFAHR / PERICOLO / PERIGO / ОПАСНОСТЬ

HAZARD OF ELECTRIC SHOCK, EXPLOSION OR ARC FLASH
● Apply appropriate personal protective equipment (PPE) and follow safe electrical work practices. See NFPA 70E, CSA Z462 or local equivalent.
● This equipment must only be installed and serviced by qualified electrical personnel.
● Turn off all power supplying this equipment before working on or inside equipment. Lock the switchgear in the isolated position.
● Always use a properly rated voltage sensing device to confirm power is off.
● Install safety barriers and display a danger sign.
● Replace all devices, doors, and covers before turning on power to this equipment.
Failure to follow these instructions will result in death or serious injury.

RISQUE D'ÉLECTROCUTION, D'EXPLOSION OU ÉCLAIR D'ARC ÉLECTRIQUE
● Portez un équipement de protection personnelle adapté et respectez les consignes de sécurité électrique courantes. Reportez-vous aux normes NFPA 70E, CSA Z462 ou aux textes équivalents applicables dans votre région du monde.
● Seul un personnel qualifié doit effectuer l'installation et l'entretien de cet appareil.
● Débranchez toutes les sources d'alimentation de cet équipement avant d'effectuer toute opération interne ou externe sur celui-ci. Verrouillez l'appareillage en position isolée.
● Utilisez toujours un dispositif de détection de tension ayant une valeur nominale appropriée pour vous assurer que l'alimentation est coupée
● Installez des barrières de sécurité et affichez un signal de danger.
● Remettez en place tous les équipements, les portes et les capots avant de remettre l'appareil sous tension.
Si ces directives ne sont pas respectées, cela entraînera la mort ou des blessures graves.

PELIGRO DE DESCARGA ELÉCTRICA, EXPLOSIÓN O DESTELLO POR ARQUEO
● Utilice el equipo de protección personal (PPE) adecuado y siga las recomendaciones para el trabajo seguro con dispositivos eléctricos. Consulte NFPA 70E, CSA Z462 o la norma local equivalente.
● Solo el personal de electricidad cualificado podrá instalar, programar y realizar el mantenimiento del equipo.
● Desconecte toda la alimentación de este equipo antes de trabajar en él o en su interior. Bloquee la aparamenta eléctrica en la posición de aislamiento.
● Utilice siempre un dispositivo de detección de tensión de capacidad adecuada para confirmar la ausencia de alimentación eléctrica.
● Instale barreras de seguridad y coloque un cartel de peligro.
● Vuelva a colocar todos los dispositivos, las puertas y las tapas antes de conectar la alimentación de este equipo.
El incumplimiento de estas instrucciones provocará lesiones graves o incluso la muerte.

电击、爆炸或弧闪的危险
● 采用适当的个人防护设备（PPE）并遵循电气作业安全守则。请参阅 NFPA 70E，CSA Z462 或当地对应的标准。
● 只有具备相应资质的电气人员才能安装和维修该设备。
● 在该设备表面或内部工作之前，请关闭设备的全部电源。将开关锁定在隔离位置。
● 确保使用合适的额定电压传感器确认电源已关闭。
● 安装安全栅并显示危险标志。
● 更换所有设备、门和盖，然后再打开该设备的电源。
不遵循上述说明将导致人员伤亡。

GEFAHR VON ELEKTRISCHEM SCHLAG, EXPLOSION ODER LICHTBOGEN
● Tragen Sie persönliche Schutzausrüstung (PSA) und befolgen Sie sichere Verfahren im Umgang mit Elektrogeräten. Siehe NFPA 70E, CSA Z462 oder lokale Entsprechung.
● Diese Geräte dürfen nur von qualifizierten Elektrikern installiert und gewartet werden.
● Schalten Sie vor Arbeiten am bzw. im Innern des Geräts die gesamte Spannungsversorgung ab. Die Schaltanlage in die Trennstellung bringen.
● Verwenden Sie für die Prüfung vorhandener Spannung stets einen Spannungsfühler mit zutreffender Bemessungsspannung.
● Bringen Sie Sicherheitsbarrieren und einen Warnhinweis an.
● Bringen Sie alle Vorrichtungen, Türen und Abdeckungen wieder an, bevor Sie das Gerät einschalten.
Die Nichtbeachtung dieser Anweisungen führt zu Tod oder schweren Verletzungen.

RISCHIO DI FOLGORAZIONE, ESPLOSIONI O ARCO ELETTRICO
● Utilizzare dispositivi di protezione individuale (DPI) idonei e adottare misure di sicurezza adeguate per lavori elettrici. Vedere le normative NFPA 70E, CSA Z462 o le norme equivalenti nel paese di installazione.
● Installazione e manutenzione di questa apparecchiatura si devono affidare solo ad elettricisti qualificati.
● Prima di lavorare con l'apparecchiatura o al suo interno isolare completamente l'alimentazione elettrica. Bloccare l'interruttore in posizione isolata.
● Per verificare che l'alimentazione sia isolata usare sempre un rilevatore di tensione correttamente tarato.
● Installare barriere di sicurezza e apporre un segnale di pericolo.
● Sostituire dispositivi, sportelli e coperture prima di riaccendere l'alimentazione dell'apparecchiatura.
Il mancato rispetto di queste istruzioni provocherà morte o gravi infortuni.

RISCO DE ELECTROCUSSÃO, DE EXPLOSÃO, OU DE ARCO ELÉCTRICO
● Utilize equipamento de protecção pessoal (PPE) e siga os métodos de segurança eléctrica. Consulte NFPA 70E, CSA Z462 ou o equivalente local.
● A instalação e manutenção deste equipamento só devem ser efectuadas por electricistas qualificados.
● Desligue todas as fontes de alimentação deste equipamento antes de trabalhar no equipamento ou no seu interior. Bloqueie a placa de distribuição na posição isolada.
● Utilize sempre um dispositivo de detecção da tensão nominal adequada para confirmar se a alimentação está desligada.
● Instale barreiras de segurança e apresente um sinal de perigo.
● Substitua todos os dispositivos, portas e tampas antes de ligar a alimentação deste equipamento.
A não observância destas instruções resultará em morte, ou ferimentos graves.

Опасность поражения электрическим током, взрыва или возникновения дуги
● Используйте подходящие средства индивидуальной защиты (СИЗ) и соблюдайте технику безопасности при электротехнических работах. См. NFPA 70E, CSA Z462 или местный эквивалентный стандарт.
● Данное оборудование могут устанавливать и обслуживать только квалифицированные электрики.
● Отключите питание до начала работы снаружи или внутри оборудования. Переведите переключатель в изолированное положение.
● Всегда пользуйтесь надлежащим датчиком номинального напряжения для определения отсутствия питания.
● Установите защитные ограждения и знак опасности.
● Установите обратно все устройства, дверцы и крышки перед включением питания данного оборудования.
Несоблюдение этих инструкций приведет к смерти или серьезной травме.

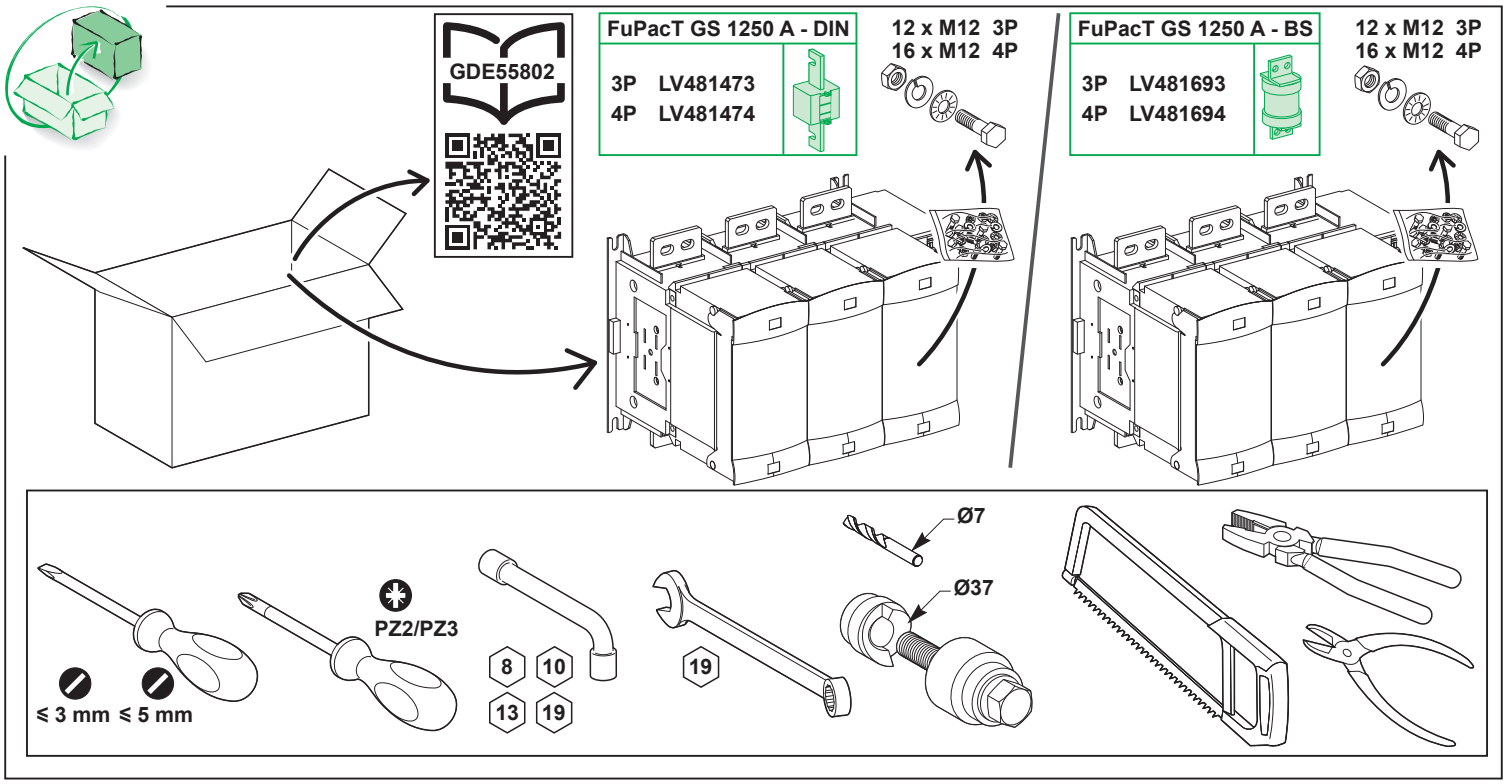

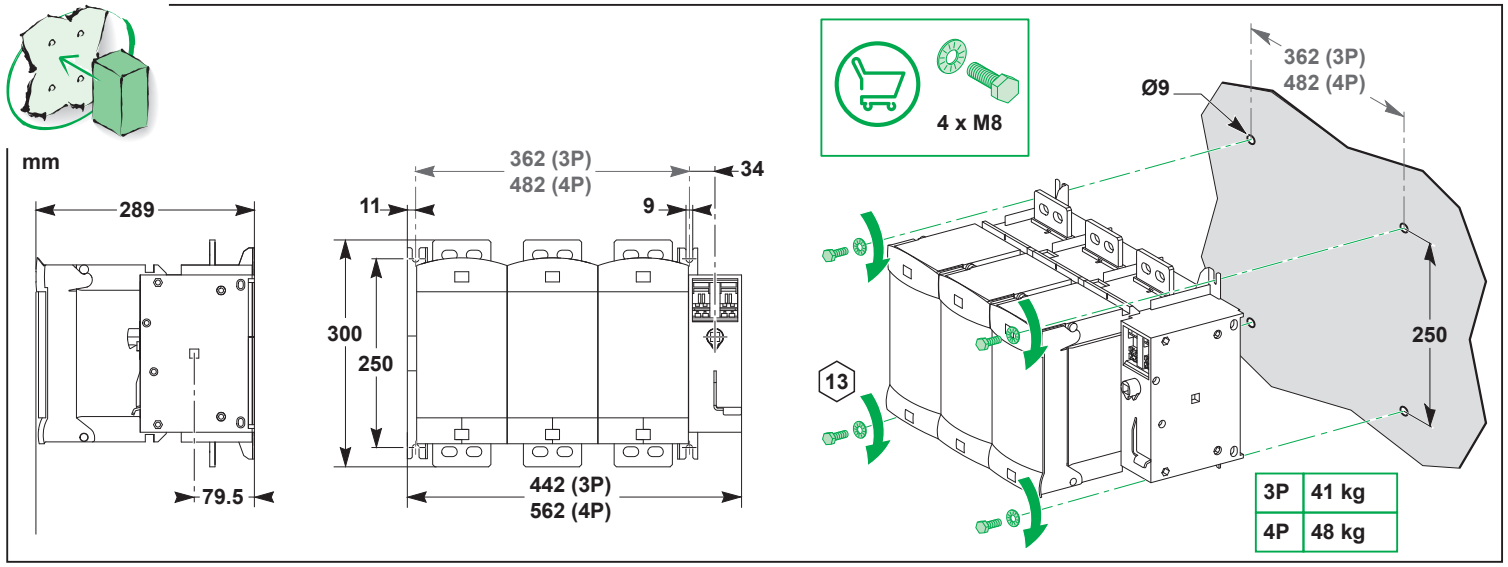

⚠ WARNING / AVERTISSEMENT / ADVERTENCIA / 警告 / WARNUNG / AVVERTIMENTO / ATENÇÃO / ПРЕДУПРЕЖДЕНИЕ

HAZARDOUS VOLTAGE Do not install a lateral handle GS2AH250 or GS2AH260 in place of an extended front handle. **Failure to follow these instructions can result in death, serious injury, or equipment damage.**	**RISQUE D'ACCÈS A DES ÉQUIPEMENTS SOUS TENSION** Ne montez pas une poignée pour commande latérale GS2AH250 ou GS2AH260 à la place d'une poignée pour commande prolongée frontale. **Si ces directives ne sont pas respectées, cela peut entraîner la mort ou des blessures graves ou des dommages matériels.**	**TENSIÓN PELIGROSA** No instalar una maneta lateral GS2AH250 o GS2AH260 en lugar de una maneta frontal ampliada. **El incumplimiento de estas instrucciones puede causar la muerte, lesiones serias o daño al equipo.**	危险电压 不要安装横向手柄 GS2AH250 或 GS2AH260 来代替延长前手柄。 **不遵循上述说明可能导致人员伤亡或设备损坏。**
GEFÄHRLICHE SPANNUNG Installieren Sie die seitlichen Antriebshebel GS2AH250 oder GS2AH260 nicht anstelle eines verlängerten frontseitigen Hebels. **Die Nichtbeachtung dieser Anweisungen kann Tod, schwere Verletzungen oder Sachschäden zur Folge haben.**	**TENSIONE PERICOLOSA** Non installare una maniglia laterale GS2AH250 o GS2AH260 al posto di una maniglia frontale allungata. **Il mancato rispetto di queste istruzioni può provocare morte, gravi infortuni o danni alle apparecchiature.**	**TENSÃO PERIGOSA** Não instale uma alça lateral GS2AH250 ou GS2AH260 no lugar de uma alça frontal estendida. **A não observância destas instruções pode provocar a morte, ferimentos graves, ou danos no equipamento.**	**ОПАСНОЕ НАПРЯЖЕНИЕ** Не устанавливайте боковую ручку GS2AH250 или GS2AH260 вместо выдвинутой передней ручки. **Несоблюдение этих инструкций может привести к смерти, серьезной травме или повреждению оборудования.**

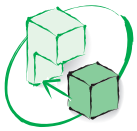

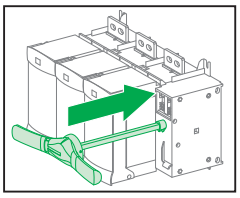

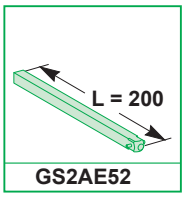

GS2AE52

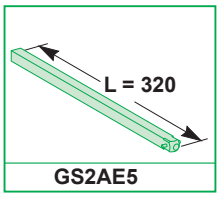

GS2AE5

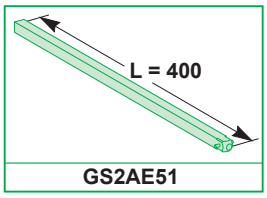

GS2AE51

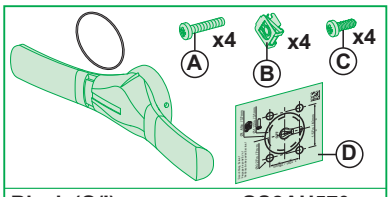

Black (O/I) GS2AH570
Red/yellow (O/I) GS2AH580

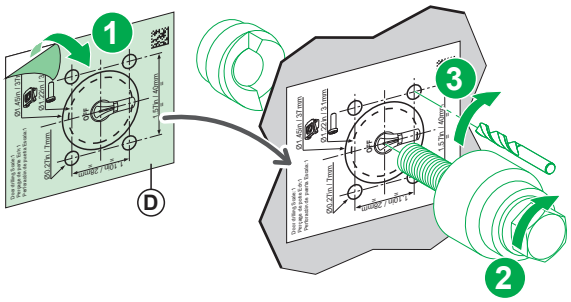

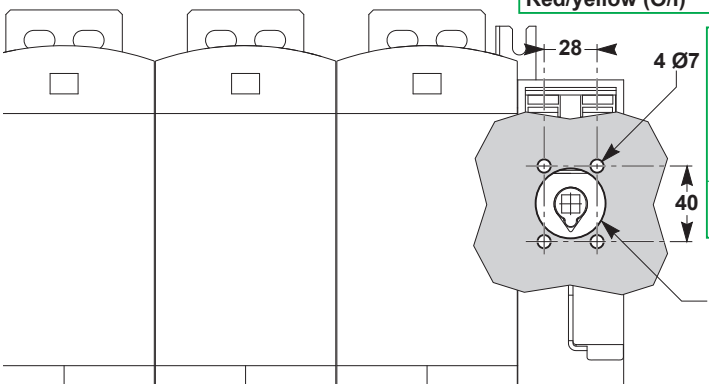

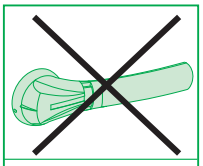

GS2AH250
GS2AH260

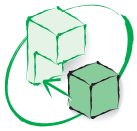

⚠ WARNING / AVERTISSEMENT / ADVERTENCIA / 警告 / WARNUNG / AVVERTIMENTO / ATENÇÃO / ПРЕДУПРЕЖДЕНИЕ

RISK OF MISALIGNMENT BETWEEN HANDLE POSITION AND DEVICE Check that the device mechanism and the extended rotary handle are in the OFF position (O). **Failure to follow these instructions can result in death, serious injury, or equipment damage.**	**RISQUE DE DÉCALAGE ENTRE LA POSITION DE LA POIGNÉE ET DE L'APPAREIL** Vérifiez que le mécanisme de l'appareil et la commande rotative prolongée sont en position O (OFF). **Si ces directives ne sont pas respectées, cela peut entraîner la mort ou des blessures graves ou des dommages matériels.**	**RIESGO DE FALTA DE ALINEACIÓN ENTRE LA POSICIÓN DE LA MANETA Y EL DISPOSITIVO** Compruebe que el mecanismo del dispositivo y la maneta giratoria ampliada estén desactivados (posición O). **El incumplimiento de estas instrucciones puede causar la muerte, lesiones serias o daño al equipo.**	手柄位置与设备之间对不准的风险 确认设备机构和延长旋转手柄处于 OFF 位置 (O)。 不遵循上述说明可能导致人员伤亡或设备损坏。
RISIKO EINES FLUCHTUNGSFEHLERS ZWISCHEN HEBELPOSITION UND GERÄT Stellen Sie sicher, dass sich der Gerätemechanismus und der verlängerte Drehantrieb in der Position O (OFF) befinden. **Die Nichtbeachtung dieser Anweisungen kann Tod, schwere Verletzungen oder Sachschäden zur Folge haben.**	**RISCHIO DI DISALLINEAMENTO TRA POSIZIONE DELLA MANIGLIA E DISPOSITIVO** Verificare che il meccanismo del dispositivo e la maniglia rotativa allungata siano nella posizione OFF (O). **Il mancato rispetto di queste istruzioni può provocare morte, gravi infortuni o danni alle apparecchiature.**	**RISCOS DE DESIGNAMENTO ENTRE POSIÇÃO E DISPOSITIVO DA ALÇA** Verifique se o mecanismo do dispositivo e a alavanca rotativa estendida estão na posição DESLIGADO (O). **A não observância destas instruções pode provocar a morte, ferimentos graves, ou danos no equipamento.**	**РИСК НЕСООТВЕТСТВИЯ МЕЖДУ ПОЗИЦИЕЙ РУЧКИ И УСТРОЙСТВОМ** Убедитесь, что механизм устройства и удлиненная поворотная ручка находятся в положении «O» (Выкл.). **Несоблюдение этих инструкций может привести к смерти, серьезной травме или повреждению оборудования.**

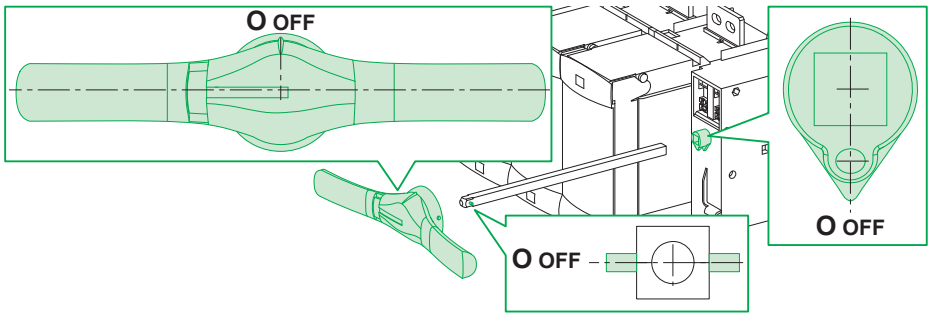

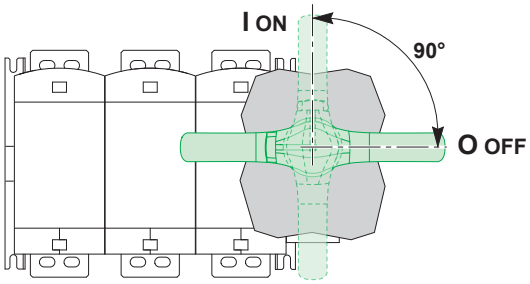

mm

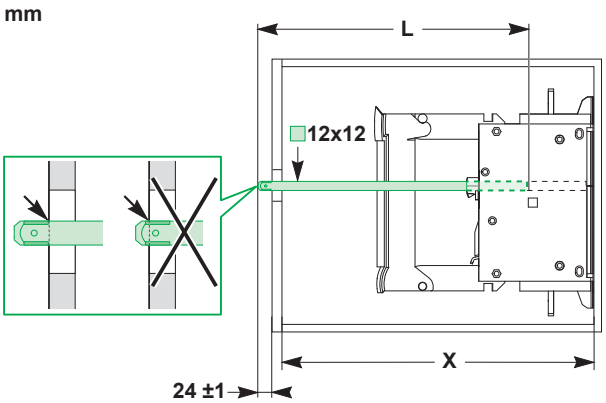

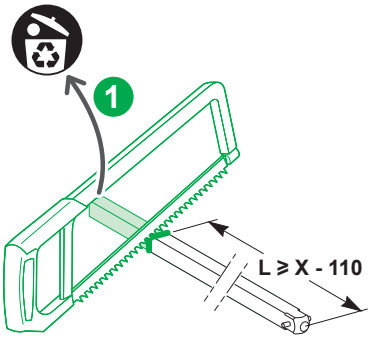

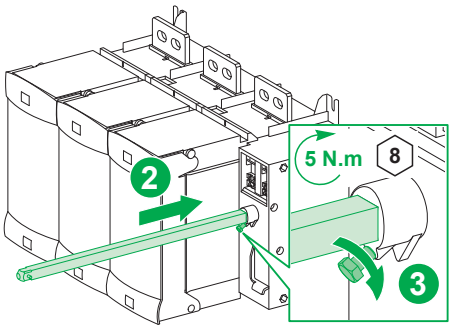

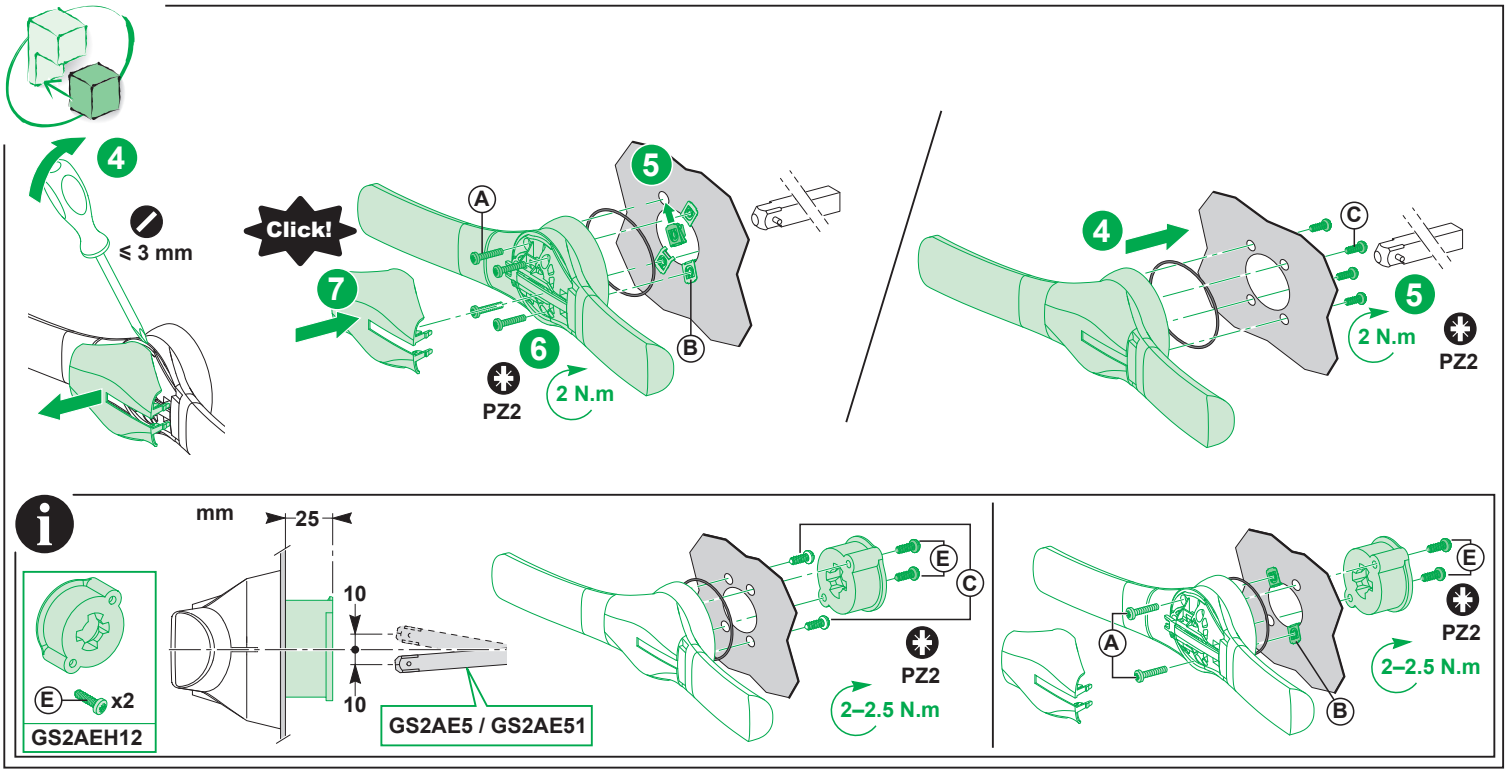

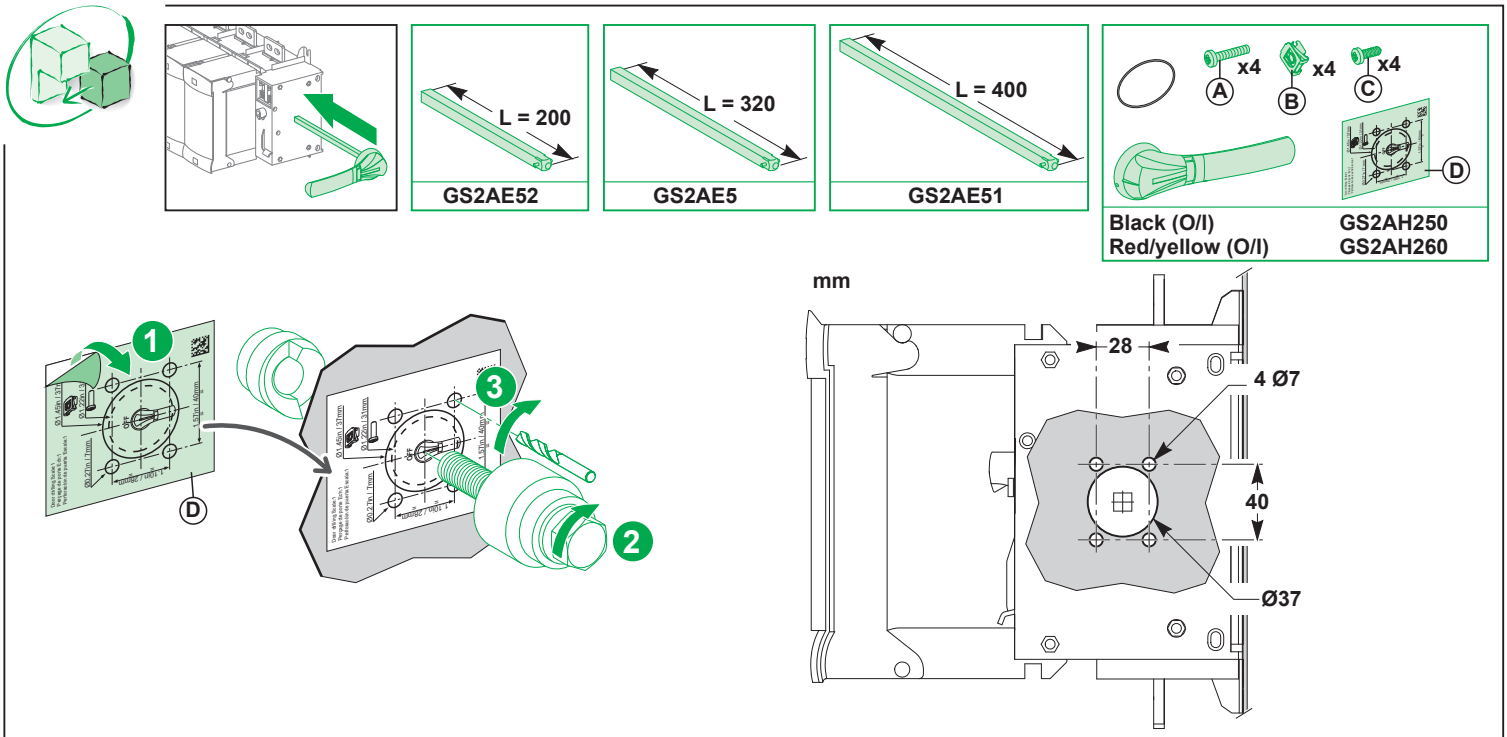

⚠ WARNING / AVERTISSEMENT / ADVERTENCIA / 警告 / WARNUNG / AVVERTIMENTO / ATENÇÃO / ПРЕДУПРЕЖДЕНИЕ

RISK OF MISALIGNMENT BETWEEN HANDLE POSITION AND DEVICE Check that the device mechanism and the extended rotary handle are in the OFF position (O). **Failure to follow these instructions can result in death, serious injury, or equipment damage.**	**RISQUE DE DÉCALAGE ENTRE LA POSITION DE LA POIGNÉE ET DE L'APPAREIL** Vérifiez que le mécanisme de l'appareil et la commande rotative prolongée sont en position O (OFF). **Si ces directives ne sont pas respectées, cela peut entraîner la mort ou des blessures graves ou des dommages matériels.**	**RIESGO DE FALTA DE ALINEACIÓN ENTRE LA POSICIÓN DE LA MANETA Y EL DISPOSITIVO** Compruebe que el mecanismo del dispositivo y la maneta giratoria ampliada estén desactivados (posición O). **El incumplimiento de estas instrucciones puede causar la muerte, lesiones serias o daño al equipo.**	手柄位置与设备之间对不准的风险 确认设备机构和延长旋转手柄处于 OFF 位置 (O)。 不遵循上述说明可能导致人员伤亡或设备损坏。
RISIKO EINES FLUCHTUNGSFEHLERS ZWISCHEN HEBELPOSITION UND GERÄT Stellen Sie sicher, dass sich der Gerätemechanismus und der verlängerte Drehantrieb in der Position O (OFF) befinden. **Die Nichtbeachtung dieser Anweisungen kann Tod, schwere Verletzungen oder Sachschäden zur Folge haben.**	**RISCHIO DI DISALLINEAMENTO TRA POSIZIONE DELLA MANIGLIA E DISPOSITIVO** Verificare che il meccanismo del dispositivo e la maniglia rotativa allungata siano nella posizione OFF (O). **Il mancato rispetto di queste istruzioni può provocare morte, gravi infortuni o danni alle apparecchiature.**	**RISCOS DE DESIGNAMENTO ENTRE POSIÇÃO E DISPOSITIVO DA ALÇA** Verifique se o mecanismo do dispositivo e a alavanca rotativa estendida estão na posição DESLIGADO (O). **A não observância destas instruções pode provocar a morte, ferimentos graves, ou danos no equipamento.**	**РИСК НЕСООТВЕТСТВИЯ МЕЖДУ ПОЗИЦИЕЙ РУЧКИ И УСТРОЙСТВОМ** Убедитесь, что механизм устройства и удлиненная поворотная ручка находятся в положении «O» (Выкл.). **Несоблюдение этих инструкций может привести к смерти, серьезной травме или повреждению оборудования.**

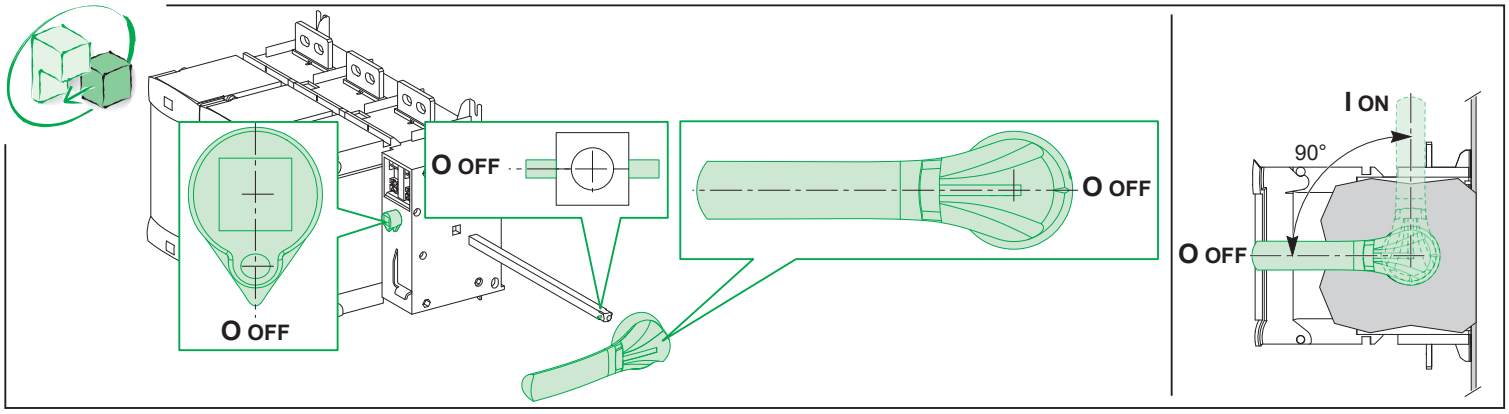

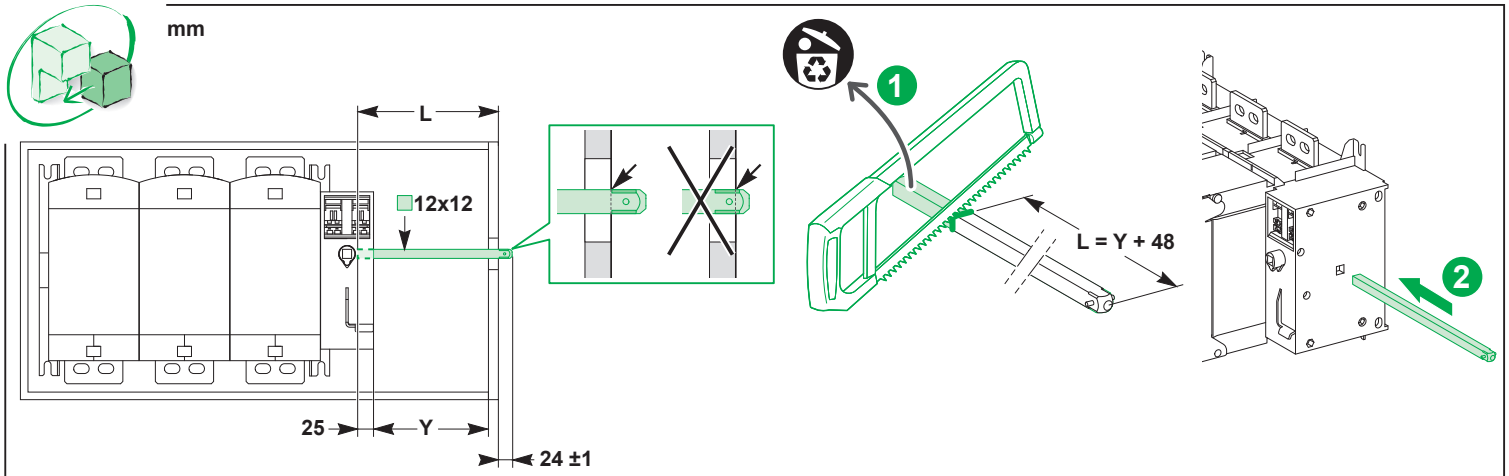

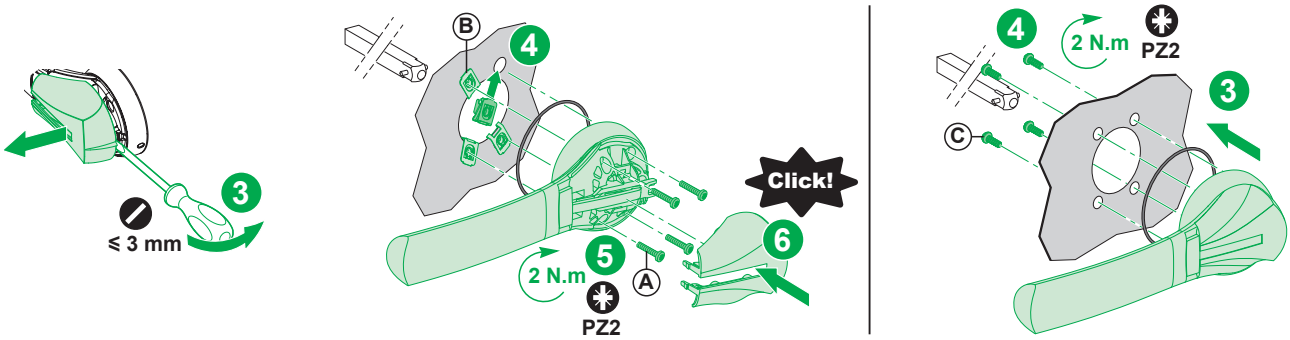

⚠ WARNING / AVERTISSEMENT / ADVERTENCIA / 警告 / WARNUNG / AVVERTIMENTO / ATENÇÃO / ПРЕДУПРЕЖДЕНИЕ

HAZARDOUS VOLTAGE Do not open the panel when the fuse switch disconnector is closed and the lateral rotary handle is in position I (ON). **Failure to follow these instructions can result in death, serious injury, or equipment damage.**	**RISQUE D'ACCÈS A DES ÉQUIPEMENTS SOUS TENSION** N'ouvrez pas la porte quand l'interrupteur-sectionneur à fusibles est fermé avec sa poignée de commande latérale en position I (ON). **Si ces directives ne sont pas respectées, cela peut entraîner la mort ou des blessures graves ou des dommages matériels.**	**TENSIÓN PELIGROSA** No abra el panel cuando el interruptor de aislamiento con fusible esté cerrado y la maneta giratoria lateral esté en la posición I (activada). **El incumplimiento de estas instrucciones puede causar la muerte, lesiones serias o daño al equipo.**	危险电压 熔断器开关切断器闭合且横向旋转手柄处于 I 位置 (ON) 时，不要打开面板。 不遵循上述说明可能导致人员伤亡或设备损坏。
GEFÄHRLICHE SPANNUNG Öffnen Sie die Abdeckung nicht, wenn der Sicherungslasttrennschalter geschlossen ist und der seitliche Drehantrieb sich in der Position I (ON) befindet. **Die Nichtbeachtung dieser Anweisungen kann Tod, schwere Verletzungen oder Sachschäden zur Folge haben.**	**TENSIONE PERICOLOSA** Non aprire il pannello quando il sezionatore del fusibile è chiuso e la maniglia rotativa laterale è nella posizione I (ON). **Il mancato rispetto di queste istruzioni può provocare morte, gravi infortuni o danni alle apparecchiature.**	**TENSÃO PERIGOSA** Não abra o painel quando o disjuntor do interruptor de fusível estiver fechado e a alavanca rotativa lateral estiver na posição I (LIGADA). **A não observância destas instruções pode provocar a morte, ferimentos graves, ou danos no equipamento.**	**ОПАСНОЕ НАПРЯЖЕНИЕ** Не открывайте панель, если выключатель-разъединитель-предохранитель замкнут, а боковая поворотная ручка находится в положении «I» (Вкл.). **Несоблюдение этих инструкций может привести к смерти, серьезной травме или повреждению оборудования.**

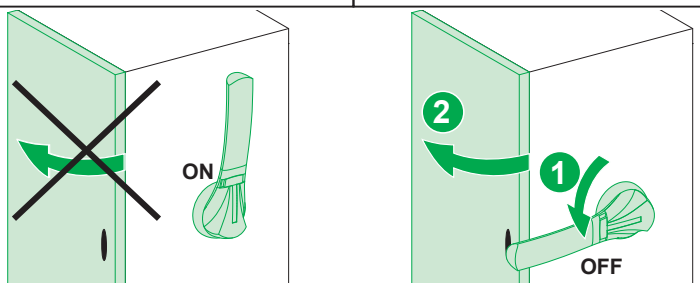

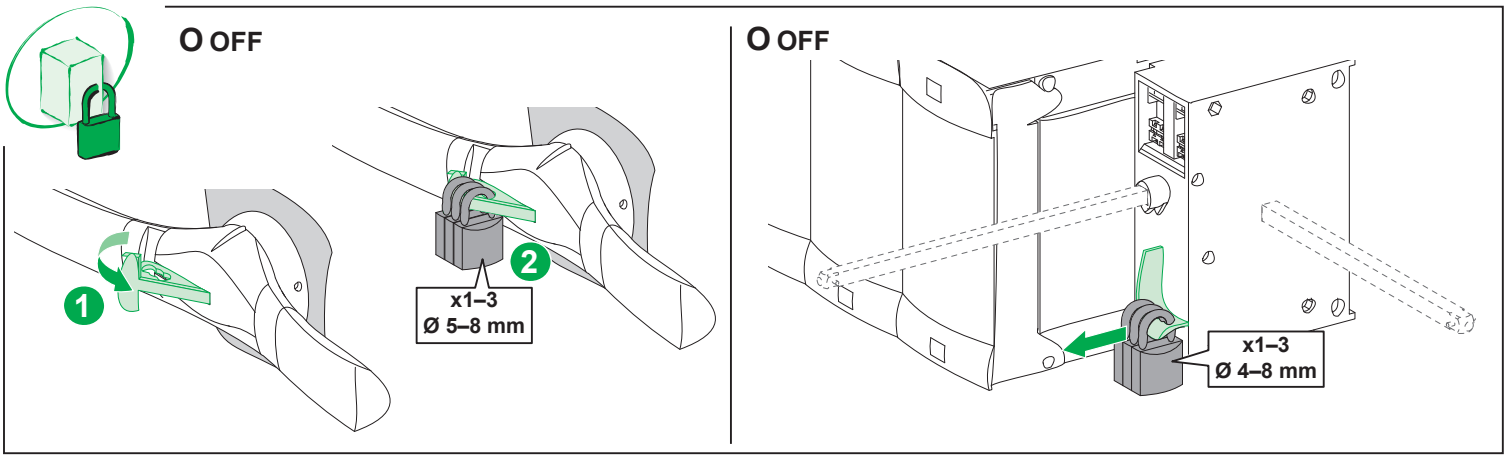
O OFF
1
2
x1–3
Ø 5–8 mm
O OFF
x1–3
Ø 4–8 mm

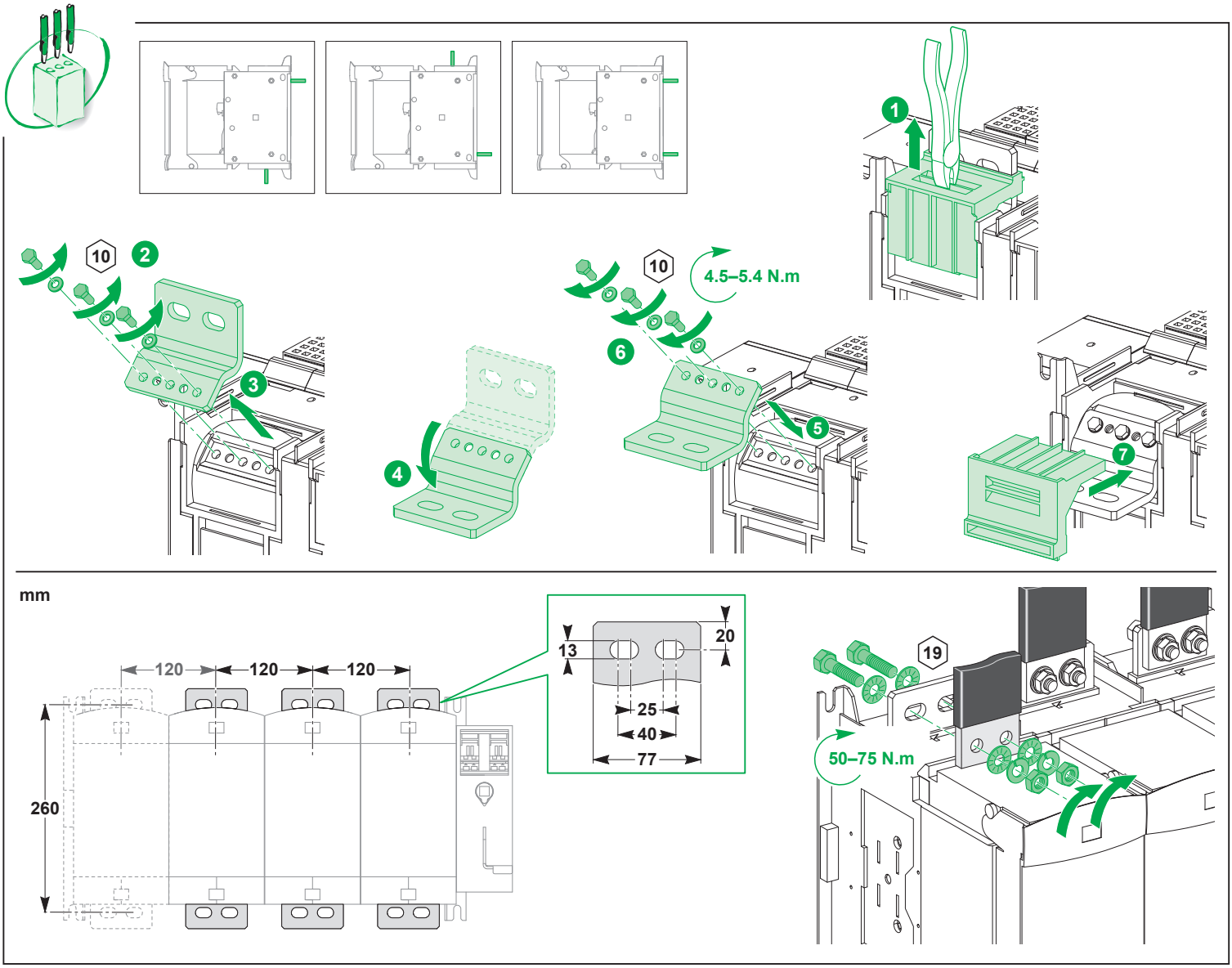
1
10
2
3
4
10
4.5–5.4 N.m
6
5
7
mm
120
120
120
260
13
20
25
40
77
19
50–75 N.m

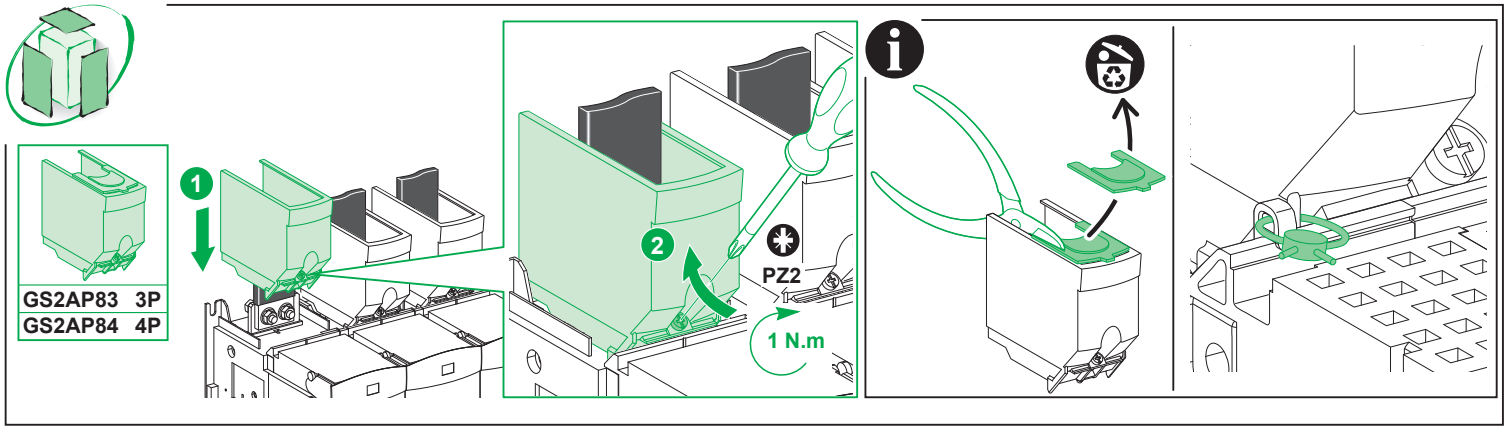
GS2AP83 3P
GS2AP84 4P
1
2
PZ2
1 N.m

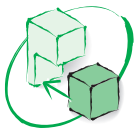

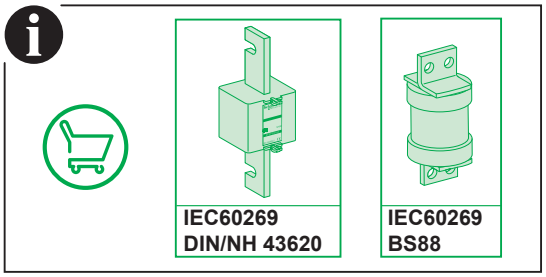

⚠ ⚠ DANGER / DANGER / PELIGRO / 危险 / GEFAHR / PERICOLO / PERIGO / ОПАСНОСТЬ

HAZARD OF ELECTRIC SHOCK, EXPLOSION OR ARC FLASH Put the fuse switch disconnector in the OFF position before installing or replacing fuses. **Failure to follow these instructions will result in death or serious injury.**	**RISQUE D'ÉLECTROCUTION, D'EXPLOSION OU ÉCLAIR D'ARC ÉLECTRIQUE** Mettez l'interrupteur-sectionneur à fusibles en position OFF avant de procéder à l'installation ou au remplacement des fusibles. **Si ces directives ne sont pas respectées, cela entraînera la mort ou des blessures graves.**	**PELIGRO DE DESCARGA ELÉCTRICA, EXPLOSIÓN O DESTELLO POR ARQUEO** Desactive el interruptor de aislamiento con fusible antes de instalar o sustituir fusibles. **El incumplimiento de estas instrucciones provocará lesiones graves o incluso la muerte.**	电击、爆炸或弧闪的危险 安装或更换熔断器之前，请将熔断器开关切断器置于 OFF 位置。 不遵循上述说明将导致人员伤亡。
GEFAHR VON ELEKTRISCHEM SCHLAG, EXPLOSION ODER LICHTBOGEN Setzen Sie den Lasttrennschalter vor dem Installieren oder Austauschen von Sicherungen in die Position OFF. **Die Nichtbeachtung dieser Anweisungen führt zu Tod oder schweren Verletzungen.**	**RISCHIO DI FOLGORAZIONE, ESPLOSIONI O ARCO ELETTRICO** Portare il sezionatore del fusibile nella posizione OFF prima di installare o sostituire i fusibili. **Il mancato rispetto di queste istruzioni provocherà morte o gravi infortuni.**	**RISCO DE ELECTROCUSSÃO, DE EXPLOSÃO, OU DE ARCO ELÉCTRICO** Coloque o seccionador do interruptor de fusível na posição OFF (desligado) antes de instalar ou substituir os fusíveis. **A não observância destas instruções resultará em morte, ou ferimentos graves.**	**Опасность поражения электрическим током, взрыва или возникновения дуги** Перед установкой или заменой предохранителей переведите выключатель-разъединитель в отключенное положение. **Несоблюдение этих инструкций приведет к смерти или серьезной травме.**

1250 A (DIN)

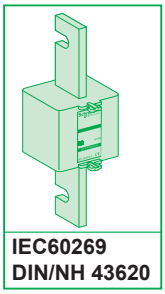

1250 A (DIN) 4P

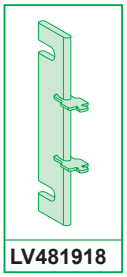

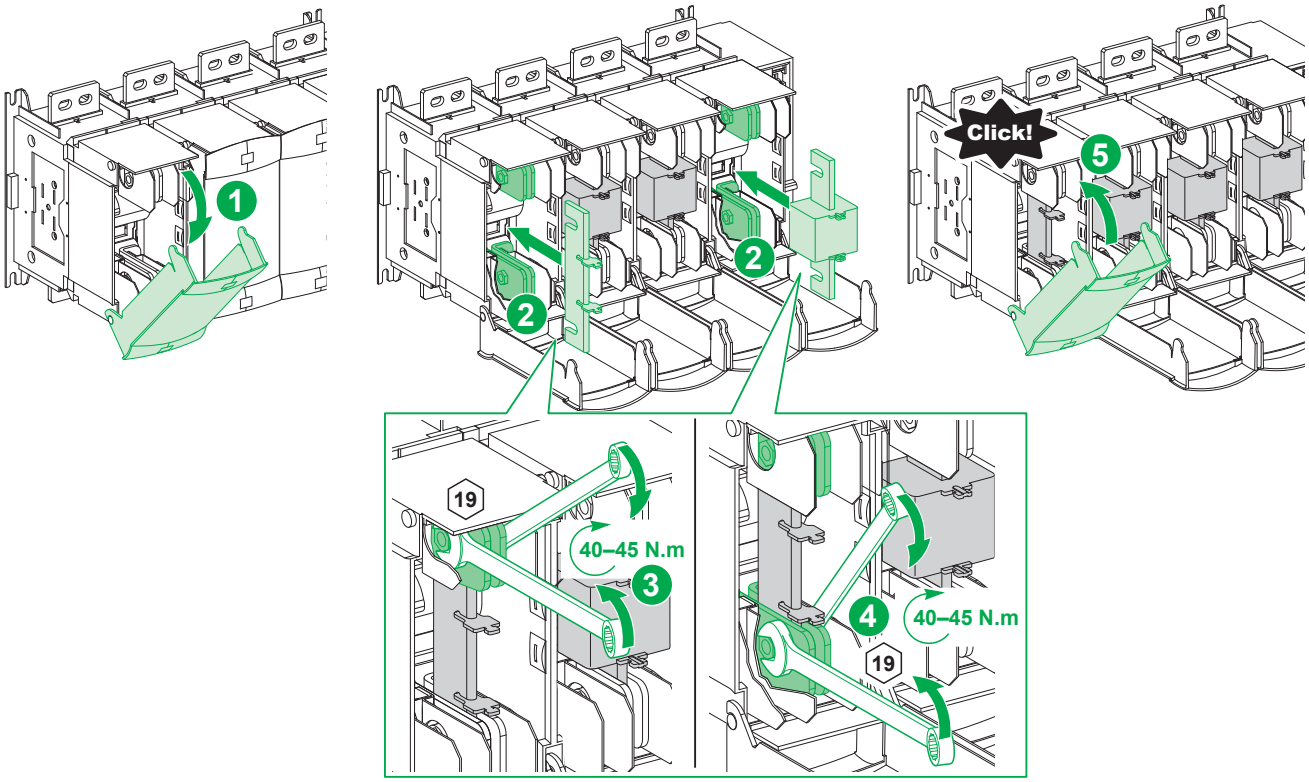

1250 A (BS)

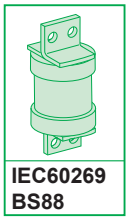

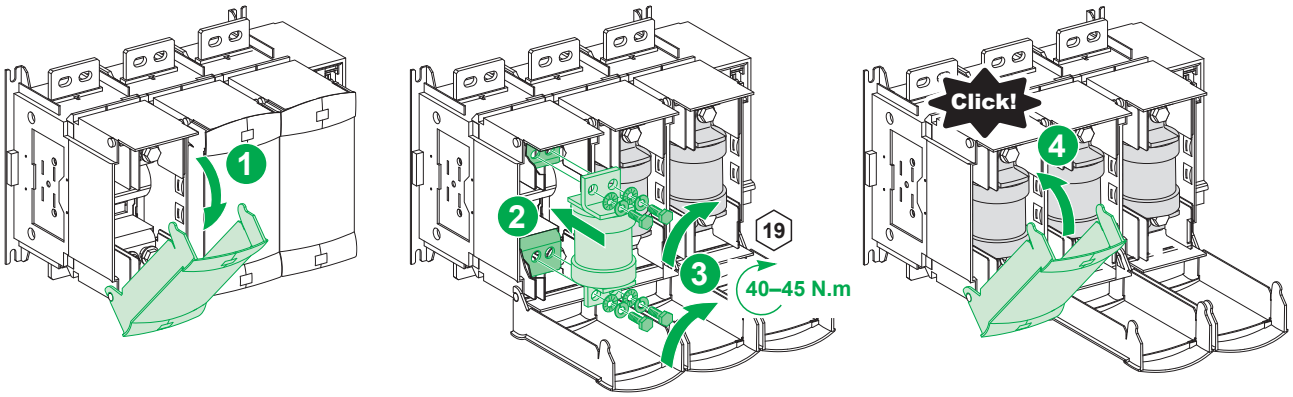

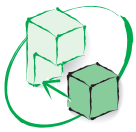

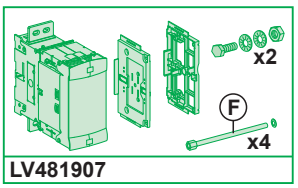

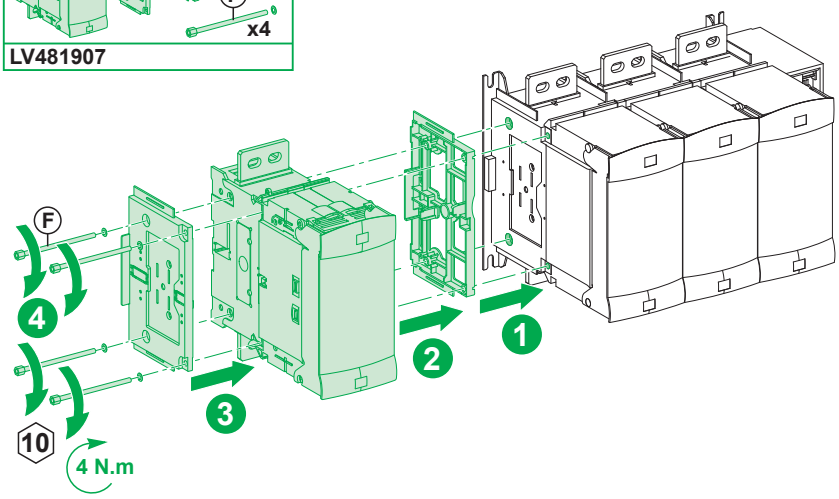

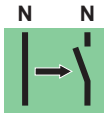

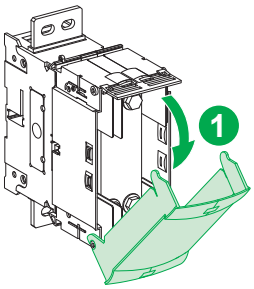

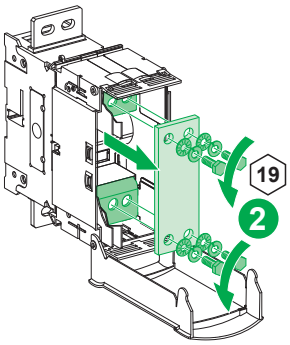

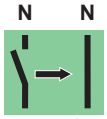

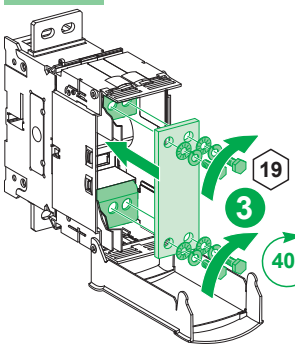

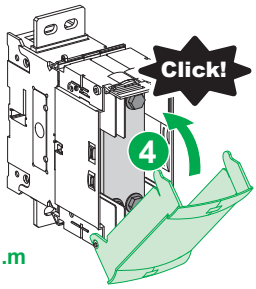

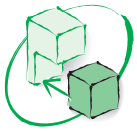

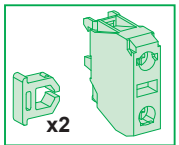

NO	GS1AM110
NC	GS1AM101

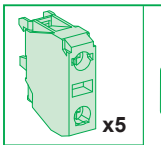

NO	ZBE101	
NC	ZBE102	LV481110

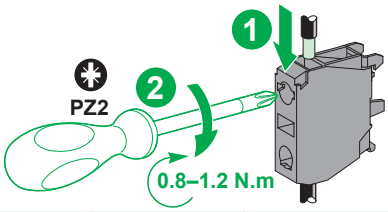

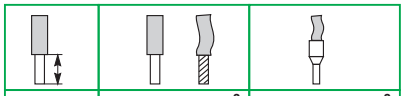

6.8 mm	0.22–2.5 mm²	0.22–1.5 mm²

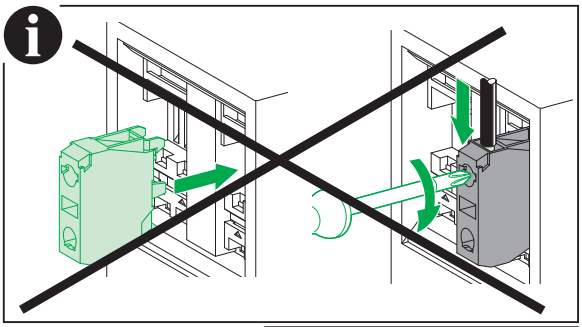

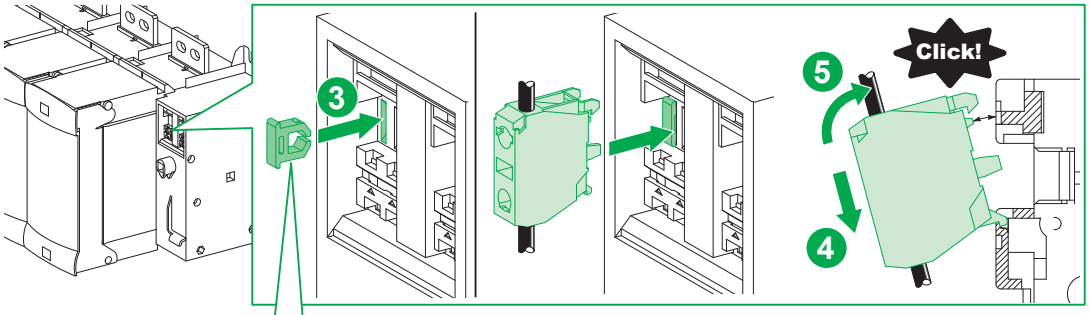

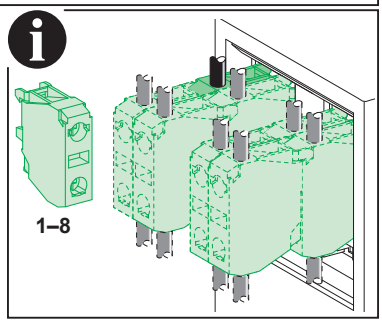

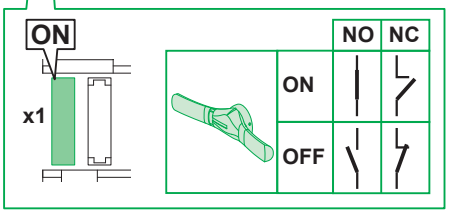

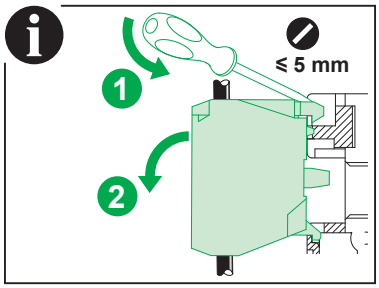

Schneider Electric Industries SAS
35, rue Joseph Monier
CS 30323
F - 92506 Rueil Malmaison Cedex
www.se.com

Printed on recycled paper

UK Importer:
Schneider Electric Limited
Stafford Park 5
Telford TF3 3BL
United Kingdom
www.se.com/uk

© 2021 Schneider Electric - All rights reserved.