Engineering Specification

Job Name _____ Contractor _____

Job Location _____ Approval _____

Engineer _____ Contractor's P.O. No. _____

Approval _____ Representative _____

LEAD FREE*

Series LFUSG-B

Under Sink Guardian®

The LFUSG-B M3 Under Sink Guardian® ⅜" compression and Quick-Connect fitting thermostatic mixing valves maintain and limit hot water to desired selectable temperature between 80°F and 120°F (27°C and 49°C) with flow rates as low as 0.25 gpm (1.0 lpm) and as high as 2.25 gpm (8.5 lpm). The mixing valve is listed to ASSE Standard 1070 for single fixture applications and IAPMO cUPC. The LFUSG-B M3 features Lead Free* construction to comply with Lead Free* installation requirements. The superior flow characteristics of these valves provide temperature control with low pressure drop. As an added feature, the LFUSG-B M3 incorporates dual check valves to protect against cross-flow and integral screens to filter out debris. This product meets the reduced Q test statistic criteria of 0.5 ppb for lead per Section 9.5.1.1 of NSF/ANSI/CAN 61.

Features

- Lead Free* Brass body construction
- Installs easily between the stop valves and faucet
- Includes tamper resistant locking nut to prevent accidental mis-adjustment
- Built-in check valves prevent migration of hot water to cold and cold water to hot water piping
- Provided with cap for three port application
- Integral strainer with 40 mesh stainless steel screens to filter out debris

Applications

The unit is intended for under sink installation to control the hot water temperature and minimize the occurrence of accidental scalding. The water temperature must be adjusted by the installer using a thermometer to measure the hot water temperature at the faucet outlet. Maximum temperature of 105°F (41°C) is recommended.

Specifications

A Thermostatic Mixing Valve shall be installed on the hot water supply to the fixture. The valve shall be ASSE Standard 1070 and IAPMO cUPC listed and control the temperature of the hot water. It shall have a Lead Free* brass 4-port, "H" pattern body. Lead Free* under counter thermostatic valves shall comply with state codes and standards, where applicable, requiring reduced lead content. The valve shall include integral check valves, integral screens and an adjustment nut with locking feature. The valve shall be provided with ⅜" (10mm) male compression or Quick-connect fittings. The valve shall be Watts® Series LFUSG-B.

For satin chrome finish specify – SC.

LFUSG-B M3

LFUSG-B-QC M3

ASSE 1070 & IAPMO cUPC Listed

Materials

Body:	Lead Free* Brass
Rubber Disc:	Buna-N
O-rings:	Buna-N
Spring:	Stainless steel
Piston:	Noryl®
Thermostat:	Copper

Approval

ASSE 1070

This product meets the reduced Q test statistic criteria of 0.5 ppb for lead per Section 9.5.1.1 of NSF/ANSI/CAN 61.

Pressure – Temperature

Minimum supply pressure: 30psi (207 kPa)

Hot inlet temperature: 120°F-180°F (49°C-82°C)

Cold inlet temperature: 39°F-80°F (3.8°C-27°C)

Minimum inlet temperature differential: 5°F (2.8°C)

Temperature range: 80°F-120°F (27°C-49°C)

Maximum pressure: 150psi (10.3 bar)

Minimum Flow: 0.25 gpm (1.0 l/m)

Maximum Pressure Differential between Hot & Cold Water Supplies: 20%

***The wetted surface of this product contacted by consumable water contains less than 0.25% of lead by weight.**

Noryl® is a registered trademark of SABIC Innovative Plastics®.

Watts product specifications in U.S. customary units and metric are approximate and are provided for reference only. For precise measurements, please contact Watts Technical Service. Watts reserves the right to change or modify product design, construction, specifications, or materials without prior notice and without incurring any obligation to make such changes and modifications on Watts products previously or subsequently sold.

WATTS®

Basic Construction

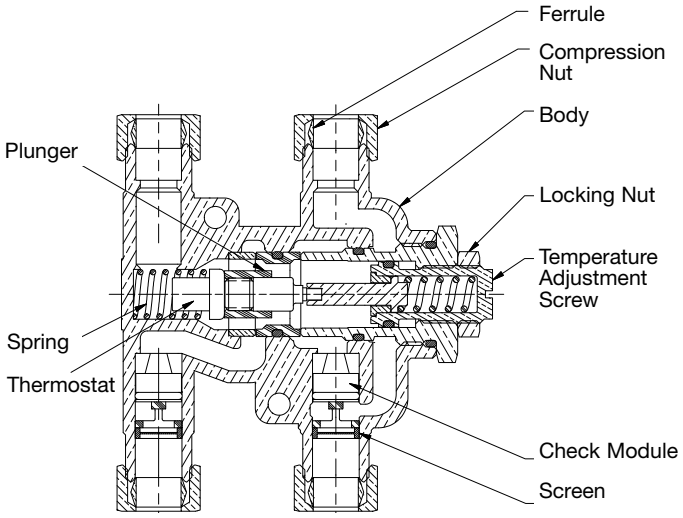

Flow Capacity

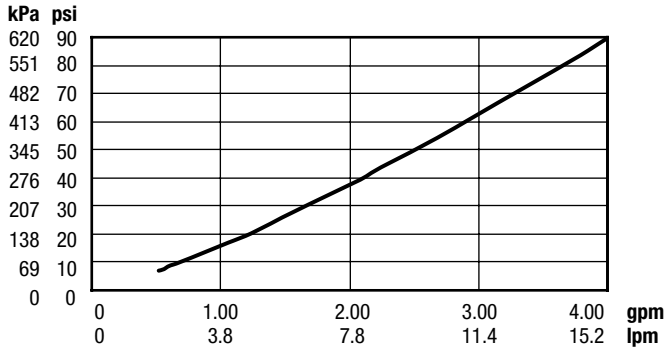

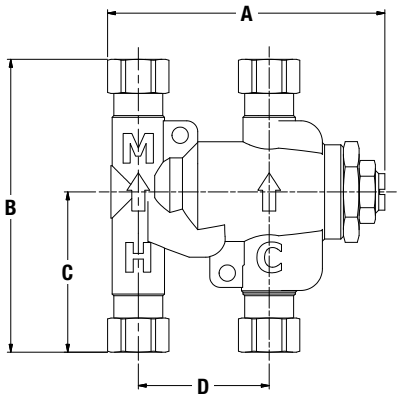

Dimensions – Weights

MODEL	SIZE	DIMENSIONS								WEIGHT	
		A		B		C		D			
		in.	mm	in.	mm	in.	mm	in.	mm	lbs.	kgs.
LFUSG-B M3	⅜" Comp.	3 3/16	81	3⅜	85	1 13/16	47	1½	38	.82	.37
LFUSG-B-SC M3	⅜" Comp.	3 3/16	81	3⅜	85	1 13/16	47	1½	38	.82	.37
LFUSG-B-QC M3	⅜" Quick Connect	3¼	83	4	102	2¼	57	1½	38	1.05	.48
LFUSG-B-QC-SC M3	⅜" Quick Connect	3¼	83	4	102	2¼	57	1½	38	1.05	.48

Typical Installations

Two Handle Faucet

Sensor Faucet

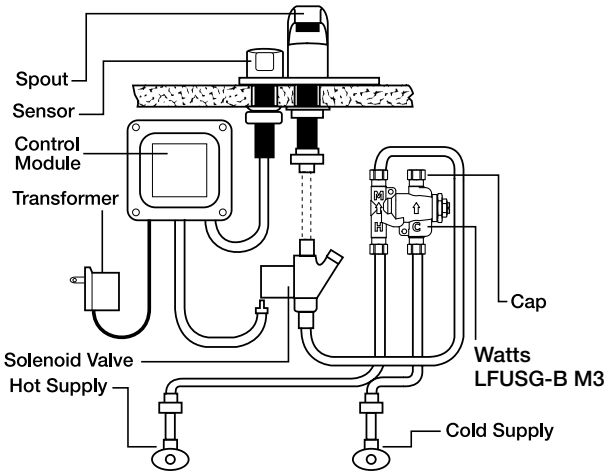

NOTICE

This information is not intended to replace the full product installation and safety information available or the experience of a trained product installer. You are required to thoroughly read all installation instructions and product safety information before beginning the installation of this product.

USA: T: (978) 689-6066 • Watts.com
Canada: T: (888) 208-8927 • Watts.ca
Latin America: T: (52) 55-4122-0138 • Watts.com

© 2023 Watts