Product data sheet

GRTE18S-P2317

GR18

CYLINDRICAL PHOTOELECTRIC SENSORS

SICK
Sensor Intelligence.

Illustration may differ

Ordering information

Type	Part no.
GRTE18S-P2317	1058196

Other models and accessories ➜ www.sick.com/GR18

Detailed technical data

Features

Functional principle	Photoelectric proximity sensor
Functional principle detail	Energetic
Dimensions (W x H x D)	18 mm x 18 mm x 38.1 mm
Housing design (light emission)	Cylindrical
Thread diameter (housing)	M18 x 1
Optical axis	Axial
Sensing range max.	3 mm ... 115 mm [1]
Sensing range	5 mm ... 100 mm [1]
Type of light	Visible red light
Light source	PinPoint LED [2]
Light spot size (distance)	Ø 8 mm (100 mm)
Wave length	650 nm
Adjustment	Potentiometer, 270°
Indication	
LED green	Operating indicator Static on: power on
LED yellow	Status of received light beam Static on: object present Static off: object not present

[1] Object with 90% remission (based on standard white, DIN 5033).
[2] Average service life: 100,000 h at T_U = +25 °C.

Mechanics/electronics

Supply voltage U_B	10 V DC ... 30 V DC [1]
Ripple	< 5 V_{pp} [2]
Current consumption	30 mA
Switching output	PNP
Switching mode	Light switching
Signal voltage PNP HIGH/LOW	V_S - (≤ 3 V) / approx. 0 V
Output current $I_{max.}$	≤ 100 mA [3]
Response time	< 1,000 µs [4]
Switching frequency	500 Hz [5]
Connection type	Connector M12, 3-pin
Circuit protection	A [6] B [7] D [8]
Protection class	III
Housing material	Plastic, ABS
Optics material	Plastic, PMMA
Enclosure rating	IP67
Items supplied	Fastening nuts (2 x)
Electromagnetic compatibility (EMC)	EN 60947-5-2
Ambient operating temperature	–25 °C ... +55 °C [9]
Ambient temperature, storage	–40 °C ... +70 °C
UL File No.	NRKH.E348498 & NRKH7.E348498

[1] Limit values. Operated in short-circuit protected network: max. 8 A.
[2] May not exceed or fall below U_V tolerances.
[3] At Uv > 24 V or ambient temperature > 49 °C, IA max. = 50 mA.
[4] Signal transit time with resistive load.
[5] With light/dark ratio 1:1.
[6] A = V_S connections reverse-polarity protected.
[7] B = inputs and output reverse-polarity protected.
[8] D = outputs overcurrent and short-circuit protected.
[9] At U_V <=24V and I_A<50mA.

Safety-related parameters

$MTTF_D$	1,930 years
DC_{avg}	0 %

Classifications

ECLASS 5.0	27270903
ECLASS 5.1.4	27270903
ECLASS 6.0	27270903
ECLASS 6.2	27270903
ECLASS 7.0	27270903
ECLASS 8.0	27270903

ECLASS 8.1	27270903
ECLASS 9.0	27270903
ECLASS 10.0	27270904
ECLASS 11.0	27270904
ECLASS 12.0	27270903
ETIM 5.0	EC001821
ETIM 6.0	EC001821
ETIM 7.0	EC002719
ETIM 8.0	EC002719
UNSPSC 16.0901	39121528

Adjustments

GRTB18(S), GRTE18(S), Sensing range setting: Potentiometer, 270°

Sensing range

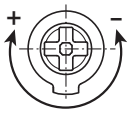



Connection type



Connection diagram

Cd-045

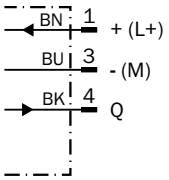

Characteristic curve

GRTE18S, 100 mm

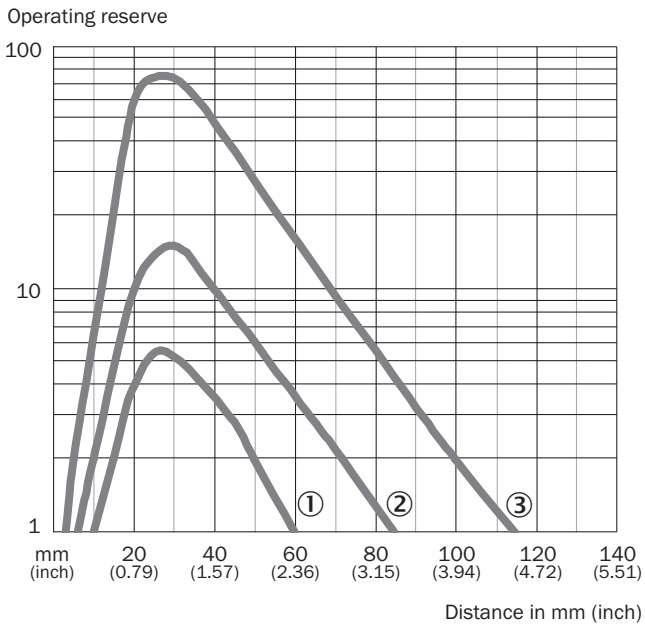

① Sensing range on black, 6% remission factor
② Sensing range on gray, 20 % remission
③ Sensing range on white, 90% remission factor

Light spot size

GRTE18S, 100 mm

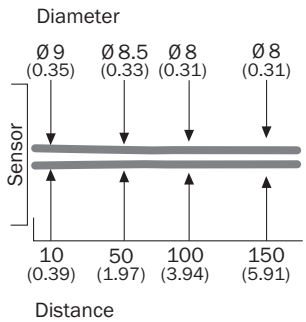

Dimensions in mm (inch)

Sensing range diagram

GRTE18S, 100 mm

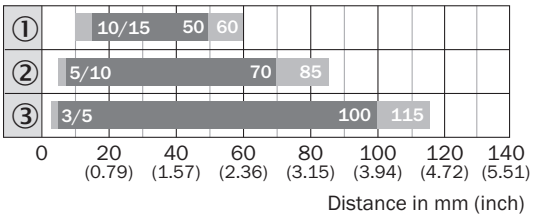

Sensing range Sensing range max.

① Sensing range on black, 6% remission factor
② Sensing range on gray, 20 % remission
③ Sensing range on white, 90% remission factor

Response range

GRTE18S, 100 mm

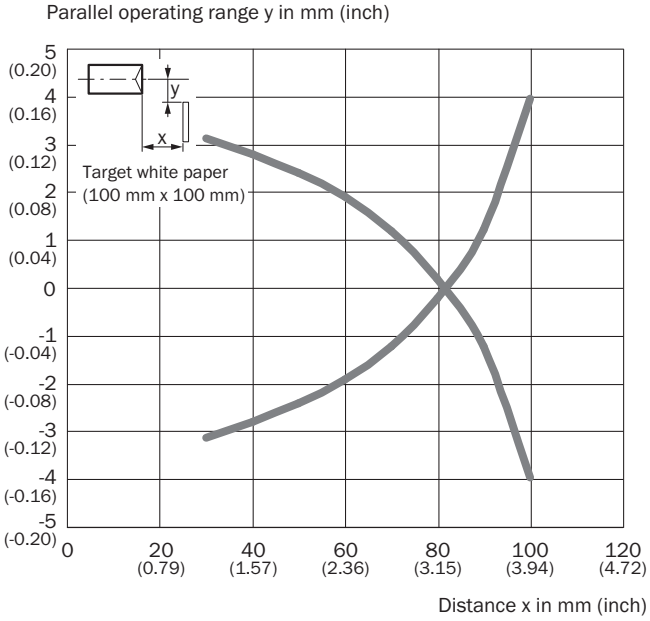

Dimensional drawing (Dimensions in mm (inch))

GR18S, plastic, connector, straight, adjustable

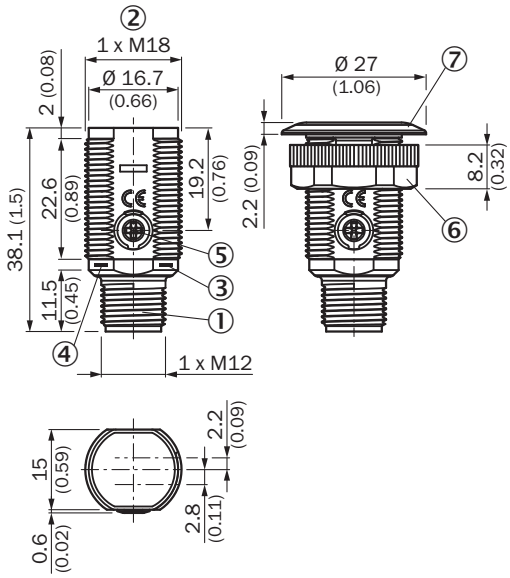

① Connector M12, 3-pin
② Threaded mounting hole M18 x 1
③ LED indicator yellow
④ LED indicator green
⑤ Sensitivity control: potentiometer 270°
⑥ Fastening nut; 22 mm hex, plastic
⑦ Mounting ring

Recommended accessories

Other models and accessories ➜ www.sick.com/GR18

	Brief description	Type	Part no.
Mounting brackets and plates			
	Mounting bracket for M18 sensors, steel, zinc coated, without mounting hardware	BEF-WN-M18	5308446

SICK AT A GLANCE

SICK is one of the leading manufacturers of intelligent sensors and sensor solutions for industrial applications. A unique range of products and services creates the perfect basis for controlling processes securely and efficiently, protecting individuals from accidents and preventing damage to the environment.

We have extensive experience in a wide range of industries and understand their processes and requirements. With intelligent sensors, we can deliver exactly what our customers need. In application centers in Europe, Asia and North America, system solutions are tested and optimized in accordance with customer specifications. All this makes us a reliable supplier and development partner.

Comprehensive services complete our offering: SICK LifeTime Services provide support throughout the machine life cycle and ensure safety and productivity.

For us, that is "Sensor Intelligence."

WORLDWIDE PRESENCE:

Contacts and other locations –www.sick.com

SICK
Sensor Intelligence.