Product data sheet

SIG100-0A0111100

SIG100

SENSOR INTEGRATION GATEWAY

SICK
Sensor Intelligence.

Ordering information

Type	Part no.
SIG100-0A0111100	1089792

Other models and accessories → www.sick.com/SIG100

Detailed technical data

Features

Product category	IO-Link Hub
Supported products	Binary switching sensors Binary actuators
Further functions	USB connection for easy configuration of the SIG100 Sensor Integration Gateway with SOPAS ET, the engineering tool from SICK Logic editor is available for easy configuration of logic functions
Items supplied	SIG100-0A0111100, Marking labels, quickstart

Mechanics/electronics

Connections	
I/O	6 x M12, 5-pin female connector, A-coded
Power Main	1 x M12, 4-pin plug, A-coded
CONFIG	1 x M8, 4-pin female connector, USB 2.0 (USB-A)
Power voltage supply	
Supply voltage	10 V DC ... 30 V DC [1]
Current consumption	
Power Port	≤ 50 mA (At supply voltage 24 V DC) [2] ≤ 500 mA [3]
Optical indicators	12 Orange LED (2 for each port S1–S6 for the display of Pin4 (DI/DO1) and Pin2 (DI/DO2)) 1 LED green 1 Orange LED (DO)
Input/output characteristics	

[1] 10 - 30 V DC without IO-Link, 18 - 30 V DC with IO-Link.
[2] Without sensors, outputs switched off.
[3] The sum of all outputs, including the digital outputs, must not exceed the maximum current consumption of the device. The current consumption must be limited.
[4] Configured as digital output. The maximum output current at pin 2 and pin 4 does not depend on the voltage supply at pin 1 of S1-S6.

Power Port pin 2 output current	≤ 50 mA [4]
Power Port pin 4 output current	≤ 50 mA [4]
Power Port pin 2/4 output voltage HIGH	$V_H \geq V_{US}$ - 2 V
S1-S6 pin 1 voltage supply	≤ 50 mA
S1-S6 pin 2 output current	≤ 50 mA [4]
S1-S6 pin 4 output current	≤ 50 mA [4]
S1-S6 pin 2/4 output voltage HIGH	$V_H \geq V_{US}$ - 2 V
S1-S6 pin 2/4 input voltage	Type 3 IEC 61131-2
Enclosure rating	IP67
Protection class	III
Housing material	ABS
Housing color	Black/Light blue
Weight	289 g
Dimensions (L x W x H)	213.9 mm x 57 mm x 38.3 mm
UL File No.	E497722

[1] 10 - 30 V DC without IO-Link, 18 - 30 V DC with IO-Link.
[2] Without sensors, outputs switched off.
[3] The sum of all outputs, including the digital outputs, must not exceed the maximum current consumption of the device. The current consumption must be limited.
[4] Configured as digital output. The maximum output current at pin 2 and pin 4 does not depend on the voltage supply at pin 1 of S1-S6.

Interfaces

Logic editor	✓
Communication interface	USB, IO-Link
Function	IO-Link sensor hub (IO-Link device) with 6 ports which can be used to connect sensors and actuators. The SIG100 Sensor Integration Gateway can therefore connect up to 12 binary switching signals and communicate them to any IO-Link master via IO-Link. The SIG100 can also be operated as a standalone system by directly configuring simple logic functions across several connected devices via the SOPAS ET user interface.
Communication Interface detail	IO-Link V1.1, Port Class A
IO-Link data transmission rate	≤ 38.4 kBaud, COM2
IO-Link cycle time	< 5.1 ms
IO-Link process data length	8 Byte In und 2 Byte Out
IO-Link process data structure	
8 Byte Process Data In	Bit 0 - Bit 7 = QL1 - QL8 Bit 8 - Bit 19 = Qint1 - Qint12 Bit 20 – bit 31 = Reserved Bit 32 – bit 39 = Analog value 1 (lower byte) Bit 40 – bit 47 = Analog value 1 (upper byte) Bit 48 – bit 55 = Analog value 2 (lower byte) Bit 56 – bit 63 = Analog value 2 (upper byte)
2 bytes process data out (digital mode)	Bit 0 - Bit 15 = IL1 - IL16
2 bytes process data out (analog mode)	Bit 0 – bit 7 = Analog value in (lower byte) Bit 8 – bit 15 = Analog value in (upper byte)
Comment	QL1 – QL8 = Logic editor outputs Qint1 – Qint12 = Mapping of the individual ports (S1–S6), each with Pin2 and Pin4, onto the IO-Link process data 4 bytes analog value 1/2 = Transmission of integer values (e.g., counter value) IL1 – IL16 = Logic editor inputs 2 bytes analog value in = Transmission of integer values (e.g., counter value)

Operator interfaces	SOPAS ET, the engineering tool for configuration via USB, SOPAS ET can be downloaded for free from www.sick.com, the required SSD file for displaying SIG100 via SOPAS ET can either be downloaded from the device or from www.sick.com
Number of inputs	Max. 12 x PNP, type 1
Number of outputs	Max. 12 x PNP
Inputs/outputs	
S1-S6	6 ports. Pin2 and Pin4 can be customized as a digital input or digital output to enable the transmission of up to 12 digital input or output signals.
CONFIG	Port for configuration via USB with SOPAS ET (SOPAS ET can be downloaded for free from www.sick.com)

Ambient data

Ambient operating temperature	–40 °C ... +60 °C [1]
Ambient temperature, storage	–40 °C ... +70 °C [1]
Electromagnetic compatibility (EMC)	EN 61000-6-2:2005-08 EN 61000-6-3:2007-01
Shock load	EN 60068-2-6

[1] Permissible relative air humidity: 0 % ... 90 % (non-condensing).

Classifications

eCl@ss 5.0	27242208
eCl@ss 5.1.4	27242608
eCl@ss 6.0	27242608
eCl@ss 6.2	27242608
eCl@ss 7.0	27242608
eCl@ss 8.0	27242608
eCl@ss 8.1	27242608
eCl@ss 9.0	27242608
eCl@ss 10.0	27242608
eCl@ss 11.0	27242608
eCl@ss 12.0	27242608
ETIM 5.0	EC001604
ETIM 6.0	EC001604
ETIM 7.0	EC001604
ETIM 8.0	EC001604
UNSPSC 16.0901	32151705

Dimensional drawing (Dimensions in mm (inch))

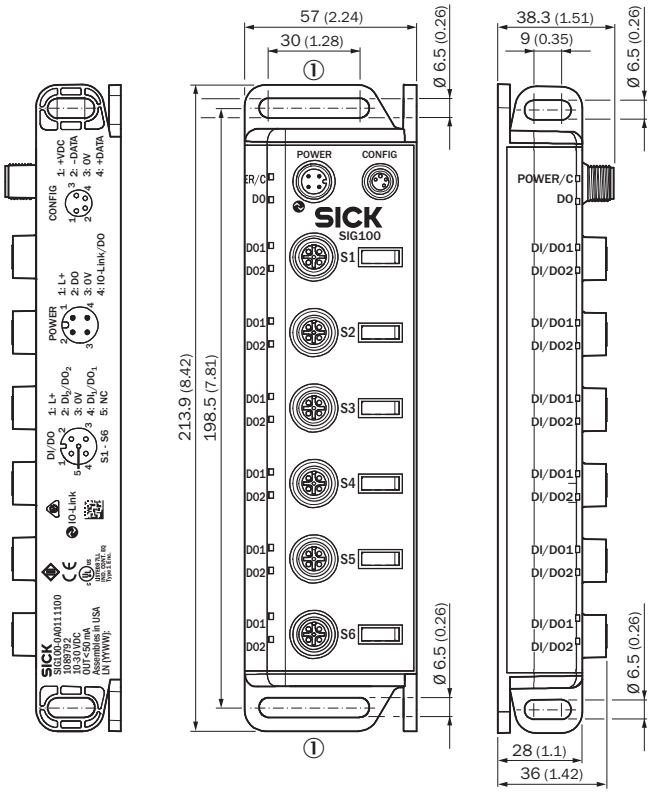

① Elongated mounting hole (4 x), for mounting with M6 screw

Connection diagram

Cd-415

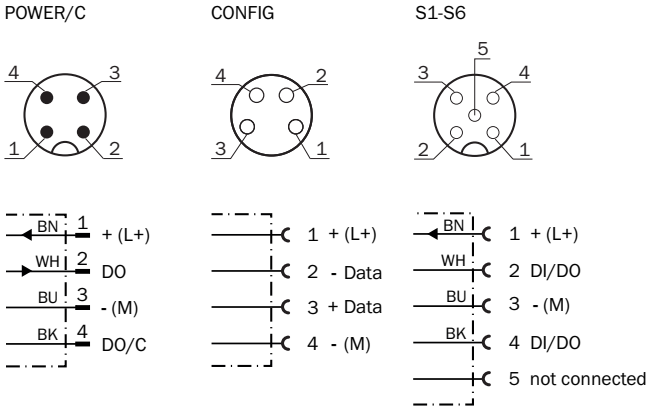

PIN assignment

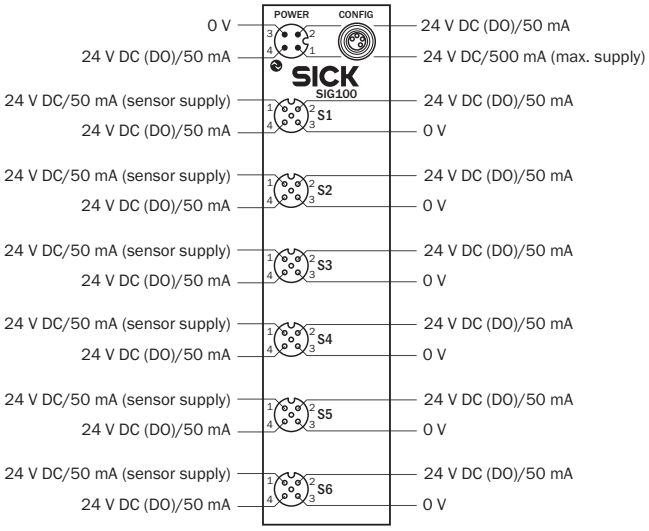

Adjustment possible

Logic editor

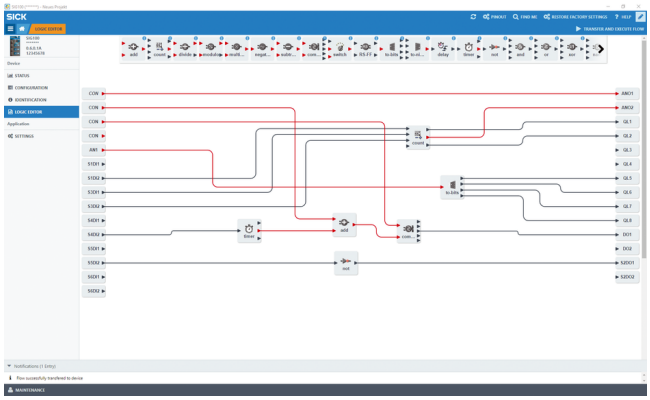

Recommended accessories

Other models and accessories ➜ www.sick.com/SIG100

	Brief description	Type	Part no.
Distributors			
	Head A: male connector, M12, 5-pin, A-coded Head B: female connector, M12, 4-pin, A-coded Cable: Sensor/actuator cable	YM2A15-000S01FY2A4	2099600
Plug connectors and cables			
	Head A: female connector, M12, 4-pin, straight, A-coded Head B: Flying leads Cable: Sensor/actuator cable, PUR, halogen-free, unshielded, 5 m	YF2A14-050UB3XLEAX	2095608

	Brief description	Type	Part no.
	Head A: female connector, M12, 4-pin, straight, A-coded Head B: male connector, M12, 4-pin, straight, A-coded Cable: Sensor/actuator cable, PUR, halogen-free, unshielded, 1 m	YF2A14-010UB3M2A14	2095997
	Head A: female connector, M8, 4-pin, angled, A-coded Head B: male connector, M12, 4-pin, straight, A-coded Cable: Sensor/actuator cable, PUR, halogen-free, unshielded, 5 m	YG8U14-050UA3M2A14	2096683
	Head A: male connector, M8, 4-pin, straight Head B: male connector, USB-A, 4-pin, straight Cable: USB 2.0, PVC, shielded, 1.5 m	YM8U24-015VG3MUSA	6051163
Sensor Integration Gateway			
	• **Further functions:** Web server integrated, IIoT interface available (dual talk) • **Logic editor:** no • **Communication interface:** IO-Link, Ethernet, PROFINET, REST API, MQTT, OPC UA • **Product category:** IO-Link Master	SIG350-0004AP100	6076871
	• **Further functions:** Web server integrated, IIoT interface available (dual talk) • **Logic editor:** no • **Communication interface:** IO-Link, Ethernet, EtherNet/IP™, REST API, MQTT, OPC UA • **Product category:** IO-Link Master	SIG350-0005AP100	6076923
	• **Further functions:** Web server integrated, IIoT interface available (dual talk) • **Logic editor:** no • **Communication interface:** IO-Link, Ethernet, EtherCAT®, REST API, MQTT, OPC UA • **Product category:** IO-Link Master	SIG350-0006AP100	6076924

Recommended services

Additional services ➜ www.sick.com/SIG100

	Type	Part no.
Function Block Factory		
• **Description:** The Function Block Factory supports common programmable logic controllers (PLCs) from various manufacturers, such as Siemens, Beckhoff, Rockwell Automation and B&R. More information on the FBF can be found here.	Function Block Factory	On request

SICK AT A GLANCE

SICK is one of the leading manufacturers of intelligent sensors and sensor solutions for industrial applications. A unique range of products and services creates the perfect basis for controlling processes securely and efficiently, protecting individuals from accidents and preventing damage to the environment.

We have extensive experience in a wide range of industries and understand their processes and requirements. With intelligent sensors, we can deliver exactly what our customers need. In application centers in Europe, Asia and North America, system solutions are tested and optimized in accordance with customer specifications. All this makes us a reliable supplier and development partner.

Comprehensive services complete our offering: SICK LifeTime Services provide support throughout the machine life cycle and ensure safety and productivity.

For us, that is "Sensor Intelligence."

WORLDWIDE PRESENCE:

Contacts and other locations –www.sick.com

SICK
Sensor Intelligence.