Rockwell Automation
Allen-Bradley

PHOTOSWITCH® Photoelectric Sensors and Programmable Controller Interface Manual

1771 PLC® I/O

Part I

Preferred Compatibility

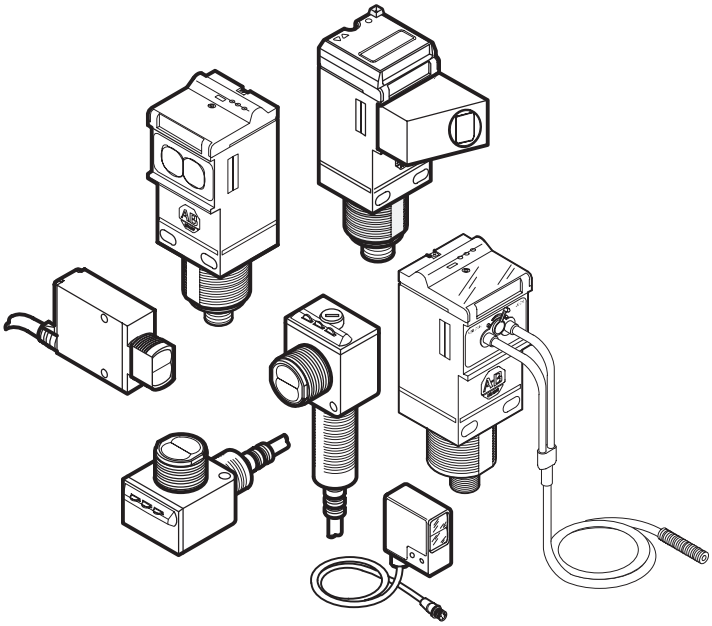

Important User Information

The examples and diagrams in this manual are included solely for illustrative purposes. Because of the many variables and requirements associated with any particular installation, Allen-Bradley, Inc. cannot assume responsibility or liability for actual use based on the examples and diagrams.

To Use This Manual

This manual is divided into two sections. The first section contains the PLC® I/O module interface selection tables followed by the swing arm to photoelectric wiring diagrams. The second section contains the SLC™, Block, Flex™ and MicroLogix™ I/O selection tables and wiring diagrams. Care should be taken to assure that the wiring diagram used is from the proper section of the manual.

The I/O modules in each section are grouped for AC, DC Sourcing (PNP) and DC Sinking (NPN) sensor operation. The swing arm and wiring diagrams are grouped in AC, PNP and NPN sections.

To use this manual properly, select the photoelectric sensor and I/O Module from Section One or Two. The photoelectric sensors are listed in column one. The I/O modules are listed across the top of the page.

A blank or non-entry in the alphanumeric wiring diagram field would indicate a noncompatible choice of sensor and I/O.

The alphanumeric wiring diagram choice is indicated by a letter followed by a one- or two-digit number. The letter corresponds to an I/O module swing arm, the number to the photoelectric connection type. The letter and number together are found on only one set of pages in the back of each section (letters on the left hand page, numbers on the right). Example: 42CB–U1LPA–M4 to 1771–IBN is indicated by “H36.” Pages 30 & 31 show the proper wiring for this PNP sensor to this module.

Note

The use of 42KL MiniSight 2-wire AC/DC sensors may require bleeder resistors for proper operation. Refer to page 102 when using these 2-wire devices.

Table of Contents—Part I

Interconnection Tables

1771 PLC® I/O 6–51

42BA 6
42BC 6
42CA 6
42CB 7
42EF 7
42FA 8
42FB 8
42FT 8
42GDP 9
42GDR 9
42GDU 9
42GRC 9
42GRF 10
42GRL 10
42GRP 10
42GRR 11
42GRU 11
42GRXC 12
42GRXF 12
42GRXP 12
42GRXU 13
42GTC 13
42GTF 13
42GTGC 14
42GTGF 14
42GTGP 14
42GTGU 15
42GTP 15
42GTR 15
42GTU 16
42KA 16
42KB 17
42KC 18
42KL 19
42KRF 20
42KRL 20
42KRP 21
42KRR 21
42KRU 21

Table of Contents—Part II

1746 SLC™ I/O 52–101

42BA 52
42BC 52
42CA 52
42CB 53
42EF 53
42FA 54
42FB 54
42FT 55
42GDP 55
42GDR 55
42GDU 55
42GRC 55
42GRF 56
42GRL 56
42GRP 56
42GRR 57
42GRU 57
42GRXC 58
42GRXF 58
42GRXP 59
42GRXU 59
42GTC 59
42GTF 59
42GTGC 60
42GTGF 60
42GTGP 61
42GTGU 61
42GTP 61
42GTR 62
42GTU 62
42KA 62
42KB 63
42KC 64
42KL 65
42KRF 67
42KRL 67
42KRP 67
42KRR 67
42KRU 67

1747 SLC™ I/O 52–101

1791 Block I/O 52–101

1794 Flex I/O™ 52–101

1761 MicroLogix™ 1000 52–101

Leakage Current Tables 102

Wiring Diagram Index

	PLC® 1771 Inputs															
	1771–IA,IA2,IN,IM	1771–IAN	1771–ID,ID01	1771–IAD,IMD,IND	1771–ID16	1771–IA,IA2,IB,IC,IH,IM,IT	1771–IAD,IBD,ICD,IMD	1771–IBN	1771–ID	1771–ID16	1771–IQ	1771–IQ16	1771–IQ	1771–IQ16	1771–IV	1771–IVN
Sensor Type	**AC Output**					**PNP Source Output**							**NPN Sink Output**			
42BA–S1LNAG–A2													M56	N56	O56	P56
42BA–S1LPAG–A2						F20	G20	H20			K20	L20				
42BA–S2LNAA–A2													M56	N56	O56	P56
42BA–S2LNAC–A2													M56	N56	O56	P56
42BA–S2LNAE–A2													M56	N56	O56	P56
42BA–S2LPAA–A2						F20	G20	H20			K20	L20				
42BA–S2LPAC–A2						F20	G20	H20			K20	L20				
42BA–S2LPAE–A2						F20	G20	H20			K20	L20				
42BC–B1CRAL–T4	A1	B1	C1	D1	E1	F24	G24	H24	I24	J24	K24	L24	M57	N57	O57	P57
42BC–B1CRAN–T4	A1	B1	C1	D1	E1	F24	G24	H24	I24	J24	K24	L24	M57	N57	O57	P57
42BC–B1LBAL–T4						F25	G25	H25			K25	L25	M58	N58	O58	P58
42BC–B1LBAN–T4						F25	G25	H25			K25	L25	M58	N58	O58	P58
42CA–D1JNB–A2													M53	N53	O53	P53
42CA–D1JNB–D4													M77	N77	O77	P77
42CA–D1JPB–A2						F20	G20	H20			K20	L20				
42CA–D1JPB–D4						F37	G37	H37			K37	L37				
42CA–D1KNB–A2													M53	N53	O53	P53
42CA–D1KNB–D4													M77	N77	O77	P77
42CA–D1KPB–A2						F20	G20	H20			K20	L20				
42CA–D1KPB–D4						F37	G37	H37			K37	L37				
42CA–E1EZB–A2													M71	N71	O71	P71
42CA–E1EZB–D4													M70	N70	O70	P70
42CA–R1JNB–A2													M53	N53	O53	P53
42CA–R1JNB–D4													M77	N77	O77	P77
42CA–R1JPB–A2						F20	G20	H20			K20	L20				
42CA–R1JPB–D4						F37	G37	H37			K37	L37				
42CA–R1KNB–A2													M53	N53	O53	P53
42CA–R1KNB–D4													M77	N77	O77	P77
42CA–R1KPB–A2						F20	G20	H20			K20	L20				
42CA–R1KPB–D4						F37	G37	H37			K37	L37				
42CA–U1JNB–A2													M53	N53	O53	P53
42CA–U1JNB–D4													M77	N77	O77	P77
42CA–U1JPB–A2						F20	G20	H20			K20	L20				
42CA–U1JPB–D4						F37	G37	H37			K37	L37				
42CA–U1KNB–A2													M53	N53	O53	P53
42CA–U1KNB–D4													M77	N77	O77	P77
42CA–U1KPB–A2						F20	G20	H20			K20	L20				

Wiring Diagram Index

	PLC® 1771 Inputs															
	1771–IA,IA2,IN,IM	1771–IAN	1771–ID,ID01	1771–IAD,IMD,IND	1771–ID16	1771–IA,IA2,IB,IC,IH,IM,IT	1771–IAD,IBD,ICD,IMD	1771–IBN	1771–ID	1771–ID16	1771–IQ	1771–IQ16	1771–IQ	1771–IQ16	1771–IV	1771–IVN
Sensor Type	**AC Output**					**PNP Source Output**							**NPN Sink Output**			
42CA–U1KPB–D4						F37	G37	H37			K37	L37				
42CB–D1LNAF–L2													M55	N55	O55	P55
42CB–D1LNAL–L2													M55	N55	O55	P55
42CB–D1LPAF–L2						F22	G22	H22			K22	L22				
42CB–D1LPAL–L2						F22	G22	H22			K22	L22				
42CB–P2LNA–L2													M55	N55	O55	P55
42CB–P2LNA–M4													M76	N76	O76	P76
42CB–P2LPA–L2						F22	G22	H22			K22	L22				
42CB–P2LPA–M4						F36	G36	H36			K36	L36				
42CB–U1LNA–L2													M55	N55	O55	P55
42CB–U1LNA–M4													M76	N76	O76	P76
42CB–U1LPA–L2						F22	G22	H22			K22	L22				
42CB–U1LPA–M4						F36	G36	H36			K36	L36				
42EF–B1MNBC–A2													M66	N66	O66	P66
42EF–B1MNBC–F4													M88	N88	O88	P88
42EF–B1MNBE–A2													M66	N66	O66	P66
42EF–B1MNBE–F4													M88	N88	O88	P88
42EF–B1MPBC–A2						F32	G32	H32			K32	L32				
42EF–B1MPBC–F4						F49	G49	H49			K49	L49				
42EF–B1MPBE–A2						F32	G32	H32			K32	L32				
42EF–B1MPBE–F4						F49	G49	H49			K49	L49				
42EF–B1RCBC–A2	A10	B10	C10	D10	E10								M63	N63	O63	P63
42EF–B1RCBC–G4	A11	B11	C11	D11	E11								M87	N87	O87	P87
42EF–B1RCBE–A2	A10	B10	C10	D10	E10								M63	N63	O63	P63
42EF–B1RCBE–G4	A11	B11	C11	D11	E11								M87	N87	O87	P87
42EF–B1SCBC–A2	A10	B10	C10	D10	E10								M63	N63	O63	P63
42EF–B1SCBC–G4	A11	B11	C11	D11	E11								M87	N87	O87	P87
42EF–B1SCBE–A2	A10	B10	C10	D10	E10								M63	N63	O63	P63
42EF–B1SCBE–G4	A11	B11	C11	D11	E11								M87	N87	O87	P87
42EF–D1MNAK–A2													M66	N66	O66	P66
42EF–D1MNAK–F4													M88	N88	O88	P88
42EF–D1MPAK–A2						F32	G32	H32			K32	L32				
42EF–D1MPAK–F4						F49	G49	H49			K49	L49				
42EF–D1RCAK–A2	A10	B10	C10	D10	E10								M63	N63	O63	P63
42EF–D1RCAK–G4	A11	B11	C11	D11	E11								M87	N87	O87	P87
42EF–D1SCAK–A2	A10	B10	C10	D10	E10								M63	N63	O63	P63
42EF–D1SCAK–G4	A11	B11	C11	D11	E11								M87	N87	O87	P87

Wiring Diagram Index

	PLC® 1771 Inputs															
	1771–IA,IA2,IN,IM	1771–IAN	1771–ID,ID01	1771–IAD,IMD,IND	1771–ID16	1771–IA,IA2,IB,IC,IH,IM,IT	1771–IAD,IBD,ICD,IMD	1771–IBN	1771–ID	1771–ID16	1771–IQ	1771–IQ16	1771–IQ	1771–IQ16	1771–IV	1771–IVN
Sensor Type	**AC Output**					**PNP Source Output**							**NPN Sink Output**			
42EF–E1EZB–A2													M71	N71	O71	P71
42EF–E1EZB–F4													M70	N70	O70	P70
42EF–E1QZB–A2	A18	B18	C18	D18	E18								M71	N71	O71	P71
42EF–E1QZB–G4	A17	B17	C17	D17	E17								M73	N73	O73	P73
42EF–G1MNA–A2													M66	N66	O66	P66
42EF–G1MNA–F4													M88	N88	O88	P88
42EF–G1MPA–A2						F32	G32	H32			K32	L32				
42EF–G1MPA–F4						F49	G49	H49			K49	L49				
42EF–G1RCA–A2	A10	B10	C10	D10	E10								M63	N63	O63	P63
42EF–G1RCA–G4	A11	B11	C11	D11	E11								M87	N87	O87	P87
42EF–G1SCA–A2	A10	B10	C10	D10	E10								M63	N63	O63	P63
42EF–G1SCA–G4	A11	B11	C11	D11	E11								M87	N87	O87	P87
42EF–P2MNB–A2													M66	N66	O66	P66
42EF–P2MNB–F4													M88	N88	O88	P88
42EF–P2MPB–A2						F32	G32	H32			K32	L32				
42EF–P2MPB–F4						F49	G49	H49			K49	L49				
42EF–P2RCB–A2	A10	B10	C10	D10	E10								M63	N63	O63	P63
42EF–P2RCB–G4	A11	B11	C11	D11	E11								M87	N87	O87	P87
42EF–P2SCB–A2	A10	B10	C10	D10	E10								M63	N63	O63	P63
42EF–P2SCB–G4	A11	B11	C11	D11	E11								M87	N87	O87	P87
42EF–R9MNB–A2													M66	N66	O66	P66
42EF–R9MNB–F4													M88	N88	O88	P88
42EF–R9MPB–A2						F32	G32	H32			K32	L32				
42EF–R9MPB–F4						F49	G49	H49			K49	L49				
42EF–R9RCB–A2	A10	B10	C10	D10	E10								M63	N63	O63	P63
42EF–R9RCB–G4	A11	B11	C11	D11	E11								M87	N87	O87	P87
42EF–R9SCB–A2	A10	B10	C10	D10	E10								M63	N63	O63	P63
42EF–R9SCB–G4	A11	B11	C11	D11	E11								M87	N87	O87	P87
42FA–F2LNA–A2													M54	N54	O54	P54
42FA–F2LNA–P3													M75	N75	O75	P75
42FA–F2LPA–A2						F21	G21	H21			K21	L21				
42FA–F2LPA–P3						F35	G35	H35			K35	L35				
42FB–F2LNA–A2													M53	N53	O53	P53
42FB–F2LNAQ–A2													M53	N53	O53	P53
42FB–F2LPA–A2						F20	G20	H20			K20	L20				
42FB–F2LPAQ–A2						F20	G20	H20			K20	L20				
42FT–F2LNA–A2													M52	N52	O52	P52

Wiring Diagram Index

	PLC® 1771 Inputs															
	1771–IA,IA2,IN,IM	1771–IAN	1771–ID,ID01	1771–IAD,IMD,IND	1771–ID16	1771–IA,IA2,IB,IC,IH,IM,IT	1771–IAD,IBD,ICD,IMD	1771–IBN	1771–ID	1771–ID16	1771–IQ	1771–IQ16	1771–IQ	1771–IQ16	1771–IV	1771–IVN
Sensor Type	**AC Output**					**PNP Source Output**							**NPN Sink Output**			
42FT–F2LPA–A2						F19	G19	H19			K19	L19				
42FT–F3LNA–A2													M52	N52	O52	P52
42FT–F3LPA–A2						F19	G19	H19			K19	L19				
42GDP–9000						F27	G27	H27			K27	L27	M60	N60	O60	P60
42GDP–9000–QD						F41	G41	H41			K41	L41	M81	N81	O81	P81
42GDP–9000–QD1						F42	G42	H42			K42	L42	M82	N82	O82	P82
42GDP–9004	A2	B2	C2	D2	E2	F28	G28		I28	J28						
42GDP–9004–QD	A4	B4	C4	D4	E4	F43	G43		I43	J43						
42GDP–9005	A3	B3	C3	D3	E3	F28	G28		I28	J28						
42GDP–9005–QD	A4	B4	C4	D4	E4	F43	G43		I43	J43						
42GDR–9000						F27	G27	H27			K27	L27	M60	N60	O60	P60
42GDR–9000–QD						F41	G41	H41			K41	L41	M81	N81	O81	P81
42GDR–9000–QD1						F42	G42	H42			K42	L42	M82	N82	O82	P82
42GDR–9004	A2	B2	C2	D2	E2	F28	G28		I28	J28						
42GDR–9004–QD	A4	B4	C4	D4	E4	F43	G43		I43	J43						
42GDR–9005	A3	B3	C3	D3	E3	F28	G28		I28	J28						
42GDR–9005–QD	A4	B4	C4	D4	E4	F43	G43		I43	J43						
42GDU–9000						F27	G27	H27			K27	L27	M60	N60	O60	P60
42GDU–9000–QD						F41	G41	H41			K41	L41	M81	N81	O81	P81
42GDU–9000–QD1						F42	G42	H42			K42	L42	M82	N82	O82	P82
42GDU–9004	A2	B2	C2	D2	E2	F28	G28		I28	J28						
42GDU–9004–QD	A4	B4	C4	D4	E4	F43	G43		I43	J43						
42GDU–9005	A3	B3	C3	D3	E3	F28	G28		I28	J28						
42GDU–9005–QD	A4	B4	C4	D4	E4	F43	G43		I43	J43						
42GDU–9200						F27	G27	H27			K27	L27	M60	N60	O60	P60
42GDU–9200–QD						F41	G41	H41			K41	L41	M81	N81	O81	P81
42GDU–9200–QD1						F42	G42	H42			K42	L42	M82	N82	O82	P82
42GDU–9204	A2	B2	C2	D2	E2	F28	G28		I28	J28						
42GDU–9204–QD	A4	B4	C4	D4	E4	F43	G43		I43	J43						
42GDU–9205	A3	B3	C3	D3	E3	F28	G28		I28	J28						
42GDU–9205–QD	A4	B4	C4	D4	E4	F43	G43		I43	J43						
42GRC–9200						F29	G29	H29			K29	L29	M62	N62	O62	P62
42GRC–9200–QD						F37	G37	H37			K37	L37	M83	N83	O83	P83
42GRC–9200–QD1						F46	G46	H46			K46	L46	M84	N84	O84	P84
42GRC–9202	A5	B5	C5	D5	E5	F30	G30		I30	J30						
42GRC–9202–QD	A8	B8	C8	D8	E8	F47	G47		I47	J47						
42GRC–9203	A6	B6	C6	D6	E6	F31	G31		I31	J31						

Wiring Diagram Index

	PLC® 1771 Inputs															
	1771–IA,IA2,IN,IM	1771–IAN	1771–ID,ID01	1771–IAD,IMD,IND	1771–ID16	1771–IA,IA2,IB,IC,IH,IM,IT	1771–IAD,IBD,ICD,IMD	1771–IBN	1771–ID	1771–ID16	1771–IQ	1771–IQ16	1771–IQ	1771–IQ16	1771–IV	1771–IVN
Sensor Type	**AC Output**					**PNP Source Output**							**NPN Sink Output**			
42GRC–9203–QD	A9	B9	C9	D9	E9	F48	G48		I48	J48						
42GRC–9203–QD1	A7	B7	C7	D7	E7	F45	G45		I45	J45						
42GRF–9000						F29	G29	H29			K29	L29	M62	N62	O62	P62
42GRF–9000–QD						F37	G37	H37			K37	L37	M83	N83	O83	P83
42GRF–9001	A5			D5		F30	G30		I30	J30						
42GRF–9001–QD	A8			D8		F47	G47		I47	J47						
42GRF–9002	A5	B5	C5	D5	E5	F30	G30		I30	J30						
42GRF–9002–QD	A8	B8	C8	D8	E8	F47	G47		I47	J47						
42GRF–9003	A6	B6	C6	D6	E6	F31	G31		I31	J31						
42GRF–9003–QD	A9	B9	C9	D9	E9	F48	G48		I48	J48						
42GRF–9003–QD1	A7	B7	C7	D7	E7	F45	G45		I45	J45						
42GRF–9003H	A6	B6	C6	D6	E6	F31	G31		I31	J31						
42GRF–9100						F29	G29	H29			K29	L29	M62	N62	O62	P62
42GRF–9100–QD						F37	G37	H37			K37	L37	M83	N83	O83	P83
42GRF–9101	A5			D5		F30	G30		I30	J30						
42GRF–9101–QD	A8			D8		F47	G47		I47	J47						
42GRF–9102	A5	B5	C5	D5	E5	F30	G30		I30	J30						
42GRF–9102–QD	A8	B8	C8	D8	E8	F47	G47		I47	J47						
42GRF–9103	A6	B6	C6	D6	E6	F31	G31		I31	J31						
42GRF–9103–QD	A9	B9	C9	D9	E9	F48	G48		I48	J48						
42GRF–9103–QD1	A7	B7	C7	D7	E7	F45	G45		I45	J45						
42GRF–9103H	A6	B6	C6	D6	E6	F31	G31		I31	J31						
42GRL–9000	A14	B14	C14	D14	E14								M71	N71	O71	P71
42GRL–9000–QD	A15	B15	C15	D15	E15								M70	N70	O70	P70
42GRL–9000H	A14	B14	C14	D14	E14								M71	N71	O71	P71
42GRL–9002–QD	A16	B16	C16	D16	E16								M72	N72	O72	P72
42GRL–9040	A14	B14	C14	D14	E14								M71	N71	O71	P71
42GRL–9040–QD	A15	B15	C15	D15	E15								M70	N70	O70	P70
42GRL–9042–QD	A16	B16	C16	D16	E16								M72	N72	O72	P72
42GRP–9000						F29	G29	H29			K29	L29	M62	N62	O62	P62
42GRP–9000–QD						F37	G37	H37			K37	L37	M83	N83	O83	P83
42GRP–9000–QD1						F46	G46	H46			K46	L46	M84	N84	O84	P84
42GRP–9001	A5			D5		F30	G30	H30			K30	L30	M61	N61	O61	P61
42GRP–9001–QD	A8			D8		F47	G47	H47			K47	L47	M85	N85	O85	P85
42GRP–9002	A5	B5	C5	D5	E5	F30	G30		I30	J30						
42GRP–9002–QD	A8	B8	C8	D8	E8	F47	G47		I47	J47						
42GRP–9003	A6	B6	C6	D6	E6	F31	G31		I31	J31						

Wiring Diagram Index

	PLC® 1771 Inputs															
	1771–IA,IA2,IN,IM	1771–IAN	1771–ID,ID01	1771–IAD,IMD,IND	1771–ID16	1771–IA,IA2,IB,IC,IH,IM,IT	1771–IAD,IBD,ICD,IMD	1771–IBN	1771–ID	1771–ID16	1771–IQ	1771–IQ16	1771–IQ	1771–IQ16	1771–IV	1771–IVN
Sensor Type	**AC Output**					**PNP Source Output**							**NPN Sink Output**			
42GRP–9003–QD	A9	B9	C9	D9	E9	F48	G48		I48	J48						
42GRP–9003–QD1	A7	B7	C7	D7	E7	F45	G45		I45	J45						
42GRP–9003H	A6	B6	C6	D6	E6	F31	G31		I31	J31						
42GRP–9040						F29	G29	H29			K29	L29	M62	N62	O62	P62
42GRP–9040–QD						F37	G37	H37			K37	L37	M83	N83	O83	P83
42GRP–9040–QD1						F46	G46	H46			K46	L46	M84	N84	O84	P84
42GRP–9041	A5			D5		F30	G30	H30			K30	L30	M61	N61	O61	P61
42GRP–9041–QD	A8			D8		F47	G47	H47			K47	L47	M85	N85	O85	P85
42GRP–9042	A5	B5	C5	D5	E5	F30	G30		I30	J30						
42GRP–9042–QD	A8	B8	C8	D8	E8	F47	G47		I47	J47						
42GRP–9043	A6	B6	C6	D6	E6	F31	G31		I31	J31						
42GRP–9043–QD	A9	B9	C9	D9	E9	F48	G48		I48	J48						
42GRP–9043–QD1	A7	B7	C7	D7	E7	F45	G45		I45	J45						
42GRP–9043H	A6	B6	C6	D6	E6	F31	G31		I31	J31						
42GRP–9062	A5	B5	C5	D5	E5	F30	G30		I30	J30						
42GRP–9062–QD	A8	B8	C8	D8	E8	F47	G47		I47	J47						
42GRR–9000						F29	G29	H29			K29	L29	M62	N62	O62	P62
42GRR–9000–QD						F37	G37	H37			K37	L37	M83	N83	O83	P83
42GRR–9000–QD1						F46	G46	H46			K46	L46	M84	N84	O84	P84
42GRR–9001	A5			D5		F30	G30	H30			K30	L30	M61	N61	O61	P61
42GRR–9001–QD	A8			D8		F47	G47	H47			K47	L47	M85	N85	O85	P85
42GRR–9002	A5	B5	C5	D5	E5	F30	G30		I30	J30						
42GRR–9002–QD	A8	B8	C8	D8	E8	F47	G47		I47	J47						
42GRR–9003	A6	B6	C6	D6	E6	F31	G31		I31	J31						
42GRR–9003–QD	A9	B9	C9	D9	E9	F48	G48		I48	J48						
42GRR–9003–QD1	A7	B7	C7	D7	E7	F45	G45		I45	J45						
42GRR–9003H	A6	B6	C6	D6	E6	F31	G31		I31	J31						
42GRU–9000						F29	G29	H29			K29	L29	M62	N62	O62	P62
42GRU–9000–QD						F37	G37	H37			K37	L37	M83	N83	O83	P83
42GRU–9000–QD1						F46	G46	H46			K46	L46	M84	N84	O84	P84
42GRU–9001	A5			D5		F30	G30	H30			K30	L30	M61	N61	O61	P61
42GRU–9001–QD	A8			D8		F47	G47	H47			K47	L47	M85	N85	O85	P85
42GRU–9002	A5	B5	C5	D5	E5	F30	G30		I30	J30						
42GRU–9002–QD	A8	B8	C8	D8	E8	F47	G47		I47	J47						
42GRU–9003	A6	B6	C6	D6	E6	F31	G31		I31	J31						
42GRU–9003–QD	A9	B9	C9	D9	E9	F48	G48		I48	J48						
42GRU–9003–QD1	A7	B7	C7	D7	E7	F45	G45		I45	J45						

Wiring Diagram Index

	PLC® 1771 Inputs															
	1771–IA,IA2,IN,IM	1771–IAN	1771–ID,ID01	1771–IAD,IMD,IND	1771–ID16	1771–IA,IA2,IB,IC,IH,IM,IT	1771–IAD,IBD,ICD,IMD	1771–IBN	1771–ID	1771–ID16	1771–IQ	1771–IQ16	1771–IQ	1771–IQ16	1771–IV	1771–IVN
Sensor Type	**AC Output**					**PNP Source Output**							**NPN Sink Output**			
42GRU–9003H	A6	B6	C6	D6	E6	F31	G31		I31	J31						
42GRU–9200						F29	G29	H29			K29	L29	M62	N62	O62	P62
42GRU–9200–QD						F37	G37	H37			K37	L37	M83	N83	O83	P83
42GRU–9200–QD1						F46	G46	H46			K46	L46	M84	N84	O84	P84
42GRU–9201	A5			D5		F30	G30	H30			K30	L30	M61	N61	O61	P61
42GRU–9201–QD	A8			D8		F47	G47	H47			K47	L47	M85	N85	O85	P85
42GRU–9202	A5	B5	C5	D5	E5	F30	G30		I30	J30						
42GRU–9202–QD	A8	B8	C8	D8	E8	F47	G47		I47	J47						
42GRU–9203	A6	B6	C6	D6	E6	F31	G31		I31	J31						
42GRU–9203–QD	A9	B9	C9	D9	E9	F48	G48		I48	J48						
42GRU–9203–QD1	A7	B7	C7	D7	E7	F45	G45		I45	J45						
42GRU–9203H	A6	B6	C6	D6	E6	F31	G31		I31	J31						
42GRXC–10200–02													M59	N59	O59	P59
42GRXC–10200–Q1													M80	N80	O80	P80
42GRXC–10200–QD													M79	N79	O79	P79
42GRXC–10210–02						F26	G26	H26			K26	L26				
42GRXC–10210–Q1						F40	G40	H40			K40	L40				
42GRXC–10210–QD						F39	G39	H39			K39	L39				
42GRXF–10000–02													M59	N59	O59	P59
42GRXF–10000–QD													M79	N79	O79	P79
42GRXF–10000–Q1													M80	N80	O80	P80
42GRXF–10010–02						F26	G26	H26			K26	L26				
42GRXF–10010–QD						F39	G39	H39			K39	L39				
42GRXF–10010–Q1						F40	G40	H40			K40	L40				
42GRXF–10100–02													M59	N59	O59	P59
42GRXF–10100–QD													M79	N79	O79	P79
42GRXF–10100–Q1													M80	N80	O80	P80
42GRXF–10110–02						F26	G26	H26			K26	L26				
42GRXF–10110–QD						F39	G39	H39			K39	L39				
42GRXF–10110–Q1						F40	G40	H40			K40	L40				
42GRXF–10300–02													M59	N59	O59	P59
42GRXF–10300–QD													M79	N79	O79	P79
42GRXF–10300–Q1													M80	N80	O80	P80
42GRXF–10310–02						F26	G26	H26			K26	L26				
42GRXF–10310–QD						F39	G39	H39			K39	L39				
42GRXF–10310–Q1						F40	G40	H40			K40	L40				
42GRXP–10000–02													M59	N59	O59	P59

Wiring Diagram Index

	PLC® 1771 Inputs															
	1771–IA,IA2,IN,IM	1771–IAN	1771–ID,ID01	1771–IAD,IMD,IND	1771–ID16	1771–IA,IA2,IB,IC,IH,IM,IT	1771–IAD,IBD,ICD,IMD	1771–IBN	1771–ID	1771–ID16	1771–IQ	1771–IQ16	1771–IQ	1771–IQ16	1771–IV	1771–IVN
Sensor Type	**AC Output**					**PNP Source Output**							**NPN Sink Output**			
42GRXP–10000–QD													M79	N79	O79	P79
42GRXP–10000–Q1													M80	N80	O80	P80
42GRXP–10010–02						F26	G26	H26			K26	L26				
42GRXP–10010–QD						F39	G39	H39			K39	L39				
42GRXP–10010–Q1						F40	G40	H40			K40	L40				
42GRXU–10000–02													M59	N59	O59	P59
42GRXU–10000–QD													M79	N79	O79	P79
42GRXU–10000–Q1													M80	N80	O80	P80
42GRXU–10100–02						F26	G26	H26			K26	L26				
42GRXU–10100–QD						F39	G39	H39			K39	L39				
42GRXU–10100–Q1						F40	G40	H40			K40	L40				
42GRXU–10200–02													M59	N59	O59	P59
42GRXU–10200–QD													M79	N79	O79	P79
42GRXU–10200–Q1													M80	N80	O80	P80
42GRXU–10210–02						F26	G26	H26			K26	L26				
42GRXU–10210–QD						F39	G39	H39			K39	L39				
42GRXU–10210–Q1						F40	G40	H40			K40	L40				
42GTC–9200						F29	G29	H29			K29	L29	M62	N62	O62	P62
42GTC–9200–QD						F37	G37	H37			K37	L37	M83	N83	O83	P83
42GTC–9200–QD1						F46	G46	H46			K46	L46	M84	N84	O84	P84
42GTC–9202	A5	B5	C5	D5	E5	F30	G30		I30	J30						
42GTC–9202–QD	A8	B8	C8	D8	E8	F47	G47		I47	J47						
42GTC–9203	A6	B6	C6	D6	E6	F31	G31		I31	J31						
42GTC–9203–QD	A9	B9	C9	D9	E9	F48	G48		I48	J48						
42GTC–9203–QD1	A7	B7	C7	D7	E7	F45	G45		I45	J45						
42GTF–9000						F29	G29	H29			K29	L29	M62	N62	O62	P62
42GTF–9000–QD						F37	G37	H37			K37	L37	M83	N83	O83	P83
42GTF–9001	A5			D5		F30	G30		I30	J30						
42GTF–9001–QD	A8			D8		F47	G47		I47	J47						
42GTF–9002	A5	B5	C5	D5	E5	F30	G30		I30	J30						
42GTF–9002–QD	A8	B8	C8	D8	E8	F47	G47		I47	J47						
42GTF–9003	A6	B6	C6	D6	E6	F31	G31		I31	J31						
42GTF–9003–QD	A9	B9	C9	D9	E9	F48	G48		I48	J48						
42GTF–9003–QD1	A7	B7	C7	D7	E7	F45	G45		I45	J45						
42GTF–9003H	A6	B6	C6	D6	E6	F31	G31		I31	J31						
42GTF–9100						F29	G29	H29			K29	L29	M62	N62	O62	P62
42GTF–9100–QD						F37	G37	H37			K37	L37	M83	N83	O83	P83

Wiring Diagram Index

	PLC® 1771 Inputs															
	1771–IA,IA2,IN,IM	1771–IAN	1771–ID,ID01	1771–IAD,IMD,IND	1771–ID16	1771–IA,IA2,IB,IC,IH,IM,IT	1771–IAD,IBD,ICD,IMD	1771–IBN	1771–ID	1771–ID16	1771–IQ	1771–IQ16	1771–IQ	1771–IQ16	1771–IV	1771–IVN
Sensor Type	**AC Output**					**PNP Source Output**							**NPN Sink Output**			
42GTF–9101	A5			D5		F30	G30		I30	J30						
42GTF–9101–QD	A8			D8		F47	G47		I47	J47						
42GTF–9102	A5	B5	C5	D5	E5	F30	G30		I30	J30						
42GTF–9102–QD	A8	B8	C8	D8	E8	F47	G47		I47	J47						
42GTF–9103	A6	B6	C6	D6	E6	F31	G31		I31	J31						
42GTF–9103–QD	A9	B9	C9	D9	E9	F48	G48		I48	J48						
42GTF–9103–QD1	A7	B7	C7	D7	E7	F45	G45		I45	J45						
42GTGC–10200–02													M59	N59	O59	P59
42GTGC–10200–Q1													M80	N80	O80	P80
42GTGC–10200–QD													M79	N79	O79	P79
42GTGC–10210–02						F26	G26	H26			K26	L26				
42GTGC–10210–Q1						F40	G40	H40			K40	L40				
42GTGC–10210–QD						F39	G39	H39			K39	L39				
42GTGF–10000–02													M59	N59	O59	P59
42GTGF–10000–QD													M79	N79	O79	P79
42GTGF–10000–Q1													M80	N80	O80	P80
42GTGF–10010–02						F26	G26	H26			K26	L26				
42GTGF–10010–QD						F39	G39	H39			K39	L39				
42GTGF–10010–Q1						F40	G40	H40			K40	L40				
42GTGF–10100–02													M59	N59	O59	P59
42GTGF–10100–QD													M79	N79	O79	P79
42GTGF–10100–Q1													M80	N80	O80	P80
42GTGF–10110–02						F26	G26	H26			K26	L26				
42GTGF–10110–QD						F39	G39	H39			K39	L39				
42GTGF–10110–Q1						F40	G40	H40			K40	L40				
42GTGF–10300–02													M59	N59	O59	P59
42GTGF–10300–QD													M79	N79	O79	P79
42GTGF–10300–Q1													M80	N80	O80	P80
42GTGF–10310–02						F26	G26	H26			K26	L26				
42GTGF–10310–QD						F39	G39	H39			K39	L39				
42GTGF–10310–Q1						F40	G40	H40			K40	L40				
42GTGP–10000–02													M59	N59	O59	P59
42GTGP–10000–QD													M79	N79	O79	P79
42GTGP–10000–Q1													M80	N80	O80	P80
42GTGP–10010–02						F26	G26	H26			K26	L26				
42GTGP–10010–QD						F39	G39	H39			K39	L39				
42GTGP–10010–Q1						F40	G40	H40			K40	L40				

Wiring Diagram Index

	PLC® 1771 Inputs															
	1771–IA,IA2,IN,IM	1771–IAN	1771–ID,ID01	1771–IAD,IMD,IND	1771–ID16	1771–IA,IA2,IB,IC,IH,IM,IT	1771–IAD,IBD,ICD,IMD	1771–IBN	1771–ID	1771–ID16	1771–IQ	1771–IQ16	1771–IQ	1771–IQ16	1771–IV	1771–IVN
Sensor Type	**AC Output**					**PNP Source Output**							**NPN Sink Output**			
42GTGU–10000–02													M59	N59	O59	P59
42GTGU–10000–QD													M79	N79	O79	P79
42GTGU–10000–Q1													M80	N80	O80	P80
42GTGU–10010–02						F26	G26	H26			K26	L26				
42GTGU–10010–QD						F39	G39	H39			K39	L39				
42GTGU–10010–Q1						F40	G40	H40			K40	L40				
42GTGU–10200–02													M59	N59	O59	P59
42GTGU–10200–QD													M79	N79	O79	P79
42GTGU–10200–Q1													M80	N80	O80	P80
42GTGU–10210–02						F26	G26	H26			K26	L26				
42GTGU–10210–QD						F39	G39	H39			K39	L39				
42GTGU–10210–Q1						F40	G40	H40			K40	L40				
42GTP–9000						F29	G29	H29			K29	L29	M62	N62	O62	P62
42GTP–9000–QD						F37	G37	H37			K37	L37	M83	N83	O83	P83
42GTP–9000–QD1						F46	G46	H46			K46	L46	M84	N84	O84	P84
42GTP–9001	A5			D5		F30	G30	H30			K30	L30	M61	N61	O61	P61
42GTP–9001–QD	A8			D8		F47	G47	H47			K47	L47	M85	N85	O85	P85
42GTP–9002	A5	B5	C5	D5	E5	F30	G30		I30	J30						
42GTP–9002–QD	A8	B8	C8	D8	E8	F47	G47		I47	J47						
42GTP–9003	A6	B6	C6	D6	E6	F31	G31		I31	J31						
42GTP–9003–QD	A9	B9	C9	D9	E9	F48	G48		I48	J48						
42GTP–9003–QD1	A7	B7	C7	D7	E7	F45	G45		I45	J45						
42GTP–9003H	A6	B6	C6	D6	E6	F31	G31		I31	J31						
42GTP–9040						F29	G29	H29			K29	L29	M62	N62	O62	P62
42GTP–9040–QD						F37	G37	H37			K37	L37	M83	N83	O83	P83
42GTP–9040–QD1						F46	G46	H46			K46	L46	M84	N84	O84	P84
42GTP–9041	A5			D5		F30	G30	H30			K30	L30	M61	N61	O61	P61
42GTP–9041–QD	A8			D8		F47	G47	H47			K47	L47	M85	N85	O85	P85
42GTP–9042	A5	B5	C5	D5	E5	F30	G30		I30	J30						
42GTP–9042–QD	A8	B8	C8	D8	E8	F47	G47		I47	J47						
42GTP–9043	A6	B6	C6	D6	E6	F31	G31		I31	J31						
42GTP–9043–QD	A9	B9	C9	D9	E9	F48	G48		I48	J48						
42GTP–9043–QD1	A7	B7	C7	D7	E7	F45	G45		I45	J45						
42GTR–9000						F29	G29	H29			K29	L29	M62	N62	O62	P62
42GTR–9000–QD						F37	G37	H37			K37	L37	M83	N83	O83	P83
42GTR–9000–QD1						F46	G46	H46			K46	L46	M84	N84	O84	P84
42GTR–9002	A5	B5	C5	D5	E5	F30	G30		I30	J30						

Wiring Diagram Index

	PLC® 1771 Inputs															
	1771–IA,IA2,IN,IM	1771–IAN	1771–ID,ID01	1771–IAD,IMD,IND	1771–ID16	1771–IA,IA2,IB,IC,IH,IM,IT	1771–IAD,IBD,ICD,IMD	1771–IBN	1771–ID	1771–ID16	1771–IQ	1771–IQ16	1771–IQ	1771–IQ16	1771–IV	1771–IVN
Sensor Type	**AC Output**					**PNP Source Output**							**NPN Sink Output**			
42GTR–9002–QD	A8	B8	C8	D8	E8	F47	G47		I47	J47						
42GTU–9000						F29	G29	H29			K29	L29	M62	N62	O62	P62
42GTU–9000–QD						F37	G37	H37			K37	L37	M83	N83	O83	P83
42GTU–9000–QD1						F46	G46	H46			K46	L46	M84	N84	O84	P84
42GTU–9001	A5			D5		F30	G30	H30			K30	L30	M61	N61	O61	P61
42GTU–9001–QD	A8			D8		F47	G47	H47			K47	L47	M85	N85	O85	P85
42GTU–9002	A5	B5	C5	D5	E5	F30	G30		I30	J30						
42GTU–9002–QD	A8	B8	C8	D8	E8	F47	G47		I47	J47						
42GTU–9003	A6	B6	C6	D6	E6	F31	G31		I31	J31						
42GTU–9003–QD	A9	B9	C9	D9	E9	F48	G48		I48	J48						
42GTU–9003–QD1	A7	B7	C7	D7	E7	F45	G45		I45	J45						
42GTU–9003H	A6	B6	C6	D6	E6	F31	G31		I31	J31						
42GTU–9200						F29	G29	H29			K29	L29	M62	N62	O62	P62
42GTU–9200–QD						F37	G37	H37			K37	L37	M83	N83	O83	P83
42GTU–9200–QD1						F46	G46	H46			K46	L46	M84	N84	O84	P84
42GTU–9201	A5			D5		F30	G30	H30			K30	L30	M61	N61	O61	P61
42GTU–9201–QD	A8			D8		F47	G47	H47			K47	L47	M85	N85	O85	P85
42GTU–9202	A5	B5	C5	D5	E5	F30	G30		I30	J30						
42GTU–9202–QD	A8	B8	C8	D8	E8	F47	G47		I47	J47						
42GTU–9203	A6	B6	C6	D6	E6	F31	G31		I31	J31						
42GTU–9203–QD	A9	B9	C9	D9	E9	F48	G48		I48	J48						
42GTU–9203–QD1	A7	B7	C7	D7	E7	F45	G45		I45	J45						
42GTU–9203H	A6	B6	C6	D6	E6	F31	G31		I31	J31						
42KA–D2JNFA–A2													M53	N53	O53	P53
42KA–D2JNFC–A2													M53	N53	O53	P53
42KA–D2JNHA–A2													M53	N53	O53	P53
42KA–D2JNHC–A2													M53	N53	O53	P53
42KA–D2JPFC–A2						F20	G20	H20			K20	L20				
42KA–D2JPHA–A2						F20	G20	H20			K20	L20				
42KA–D2JPHC–A2						F20	G20	H20			K20	L20				
42KA–E2KNFK–A2													M71	N71	O71	P71
42KA–E2KNHK–A2													M71	N71	O71	P71
42KA–E2KNTK–A2													M71	N71	O71	P71
42KA–E2KPFK–A2													M71	N71	O71	P71
42KA–E2KPHK–A2													M71	N71	O71	P71
42KA–E2KPSK–A2													M71	N71	O71	P71
42KA–E2KPTK–A2													M71	N71	O71	P71

Wiring Diagram Index

	PLC® 1771 Inputs															
	1771–IA,IA2,IN,IM	1771–IAN	1771–ID,ID01	1771–IAD,IMD,IND	1771–ID16	1771–IA,IA2,IB,IC,IH,IM,IT	1771–IAD,IBD,ICD,IMD	1771–IBN	1771–ID	1771–ID16	1771–IQ	1771–IQ16	1771–IQ	1771–IQ16	1771–IV	1771–IVN
Sensor Type	**AC Output**					**PNP Source Output**							**NPN Sink Output**			
42KA–R2KNFK–A2													M53	N53	O53	P53
42KA–R2KNHK–A2													M53	N53	O53	P53
42KA–R2KNTK–A2													M53	N53	O53	P53
42KA–R2KPFK–A2						F20	G20	H20			K20	L20				
42KA–R2KPHK–A2						F20	G20	H20			K20	L20				
42KA–R2KPSK–A2						F20	G20	H20			K20	L20				
42KA–R2KPTK–A2						F20	G20	H20			K20	L20				
42KA–S2JNSA–A2													M53	N53	O53	P53
42KA–S2JPSA–A2						F20	G20	H20			K20	L20				
42KB–D1LNED–A2													M56	N56	O56	P56
42KB–D1LNEG–A2													M56	N56	O56	P56
42KB–D1LNSD–A2													M56	N56	O56	P56
42KB–D1LNSH–A2													M56	N56	O56	P56
42KB–D1LPED–A2						F20	G20	H20			K20	L20				
42KB–D1LPEG–A2						F20	G20	H20			K20	L20				
42KB–D1LPSD–A2						F20	G20	H20			K20	L20				
42KB–D1LPSH–A2						F20	G20	H20			K20	L20				
42KB–D2LNEH–A2													M56	N56	O56	P56
42KB–D2LNSG–A2													M56	N56	O56	P56
42KB–D2LPEH–A2						F20	G20	H20			K20	L20				
42KB–D2LPSG–A2						F20	G20	H20			K20	L20				
42KB–E1LNEL–A2													M71	N71	O71	P71
42KB–E1LNEQ–A2													M71	N71	O71	P71
42KB–E1LNSL–A2													M71	N71	O71	P71
42KB–E1LNSQ–A2													M71	N71	O71	P71
42KB–E1LPEL–A2													M71	N71	O71	P71
42KB–E1LPEQ–A2													M71	N71	O71	P71
42KB–E1LPSL–A2													M71	N71	O71	P71
42KB–E1LPSQ–A2													M71	N71	O71	P71
42KB–E2LNSR–A2													M71	N71	O71	P71
42KB–E2LPSR–A2													M71	N71	O71	P71
42KB–R1LNEL–A2													M56	N56	O56	P56
42KB–R1LNEQ–A2													M56	N56	O56	P56
42KB–R1LNSL–A2													M56	N56	O56	P56
42KB–R1LNSQ–A2													M56	N56	O56	P56
42KB–R1LPEL–A2						F20	G20	H20			K20	L20				
42KB–R1LPEQ–A2						F20	G20	H20			K20	L20				

Wiring Diagram Index

	PLC® 1771 Inputs															
	1771–IA,IA2,IN,IM	1771–IAN	1771–ID,ID01	1771–IAD,IMD,IND	1771–ID16	1771–IA,IA2,IB,IC,IH,IM,IT	1771–IAD,IBD,ICD,IMD	1771–IBN	1771–ID	1771–ID16	1771–IQ	1771–IQ16	1771–IQ	1771–IQ16	1771–IV	1771–IVN
Sensor Type	**AC Output**					**PNP Source Output**							**NPN Sink Output**			
42KB–R1LPSL–A2						F20	G20	H20			K20	L20				
42KB–R1LPSQ–A2						F20	G20	H20			K20	L20				
42KB–R2LNSR–A2													M56	N56	O56	P56
42KB–R2LPSR–A2						F20	G20	H20			K20	L20				
42KB–S1LNSB–A2													M56	N56	O56	P56
42KB–S1LPSB–A2						F20	G20	H20			K20	L20				
42KB–S2LNSA–A2													M56	N56	O56	P56
42KB–S2LPSA–A2						F20	G20	H20			K20	L20				
42KB–U2LNSN–A2													M56	N56	O56	P56
42KB–U2LPSN–A2						F20	G20	H20			K20	L20				
42KC–D2LNEK–A2													M56	N56	O56	P56
42KC–D2LNEK–P4													M78	N78	O78	P78
42KC–D2LNSK–A2													M56	N56	O56	P56
42KC–D2LNSK–P4													M78	N78	O78	P78
42KC–D2LPEK–A2						F23	G23	H23			K23	L23				
42KC–D2LPEK–P4						F38	G38	H38			K38	L38				
42KC–D2LPSK–A2						F23	G23	H23			K23	L23				
42KC–D2LPSK–P4						F38	G38	H38			K38	L38				
42KC–E2LNGP–A2													M71	N71	O71	P71
42KC–E2LNGP–P4													M70	N70	O70	P70
42KC–E2LNTP–A2													M71	N71	O71	P71
42KC–E2LNTP–P4													M70	N70	O70	P70
42KC–E2LPGP–A2													M71	N71	O71	P71
42KC–E2LPGP–P4													M70	N70	O70	P70
42KC–E2LPTP–A2													M71	N71	O71	P71
42KC–E2LPTP–P4													M70	N70	O70	P70
42KC–P2LNEM–A2													M56	N56	O56	P56
42KC–P2LNEM–P4													M78	N78	O78	P78
42KC–P2LNSM–A2													M56	N56	O56	P56
42KC–P2LNSM–P4													M78	N78	O78	P78
42KC–P2LPEM–A2						F23	G23	H23			K23	L23				
42KC–P2LPEM–P4						F38	G38	H38			K38	L38				
42KC–P2LPSM–A2						F23	G23	H23			K23	L23				
42KC–P2LPSM–P4						F38	G38	H38			K38	L38				
42KC–R2LNGP–A2													M56	N56	O56	P56
42KC–R2LNGP–P4													M78	N78	O78	P78
42KC–R2LNTP–A2													M56	N56	O56	P56

Wiring Diagram Index

	PLC® 1771 Inputs															
	1771–IA,IA2,IN,IM	1771–IAN	1771–ID,ID01	1771–IAD,IMD,IND	1771–ID16	1771–IA,IA2,IB,IC,IH,IM,IT	1771–IAD,IBD,ICD,IMD	1771–IBN	1771–ID	1771–ID16	1771–IQ	1771–IQ16	1771–IQ	1771–IQ16	1771–IV	1771–IVN
Sensor Type	**AC Output**					**PNP Source Output**							**NPN Sink Output**			
42KC–R2LNTP–P4													M78	N78	O78	P78
42KC–R2LPGP–A2						F23	G23	H23			K23	L23				
42KC–R2LPGP–P4						F38	G38	H38			K38	L38				
42KC–R2LPTP–A2						F23	G23	H23			K23	L23				
42KC–R2LPTP–P4						F38	G38	H38			K38	L38				
42KL–D1LB–A2						F34	G34	H34			K34	L34	M65	N65	O65	P65
42KL–D1LB–F4						F51	G51	H51			K51	L51	M69	N69	O69	P69
42KL–D1LBQ–A2						F34	G34	H34			K34	L34	M65	N65	O65	P65
42KL–D1LBQ–F4						F51	G51	H51			K51	L51	M69	N69	O69	P69
42KL–D1TC–A2	A12	B12	C12	D12	E12	F33	G33	H33	I33	J33	K33	L33	M67	N67	O67	P67
42KL–D1TC–G3	A13	B13	C13	D13	E13	F50	G50	H50	I50	J50	K50	L50	M68	N68	O68	P68
42KL–E1EZB–A2													M71	N71	O71	P71
42KL–E1EZB–F4													M70	N70	O70	P70
42KL–E1EZBQ–A2													M71	N71	O71	P71
42KL–E1EZBQ–F4													M70	N70	O70	P70
42KL–E1QZB–A2	A18	B18	C18	D18	E18								M71	N71	O71	P71
42KL–E1QZB–G3	A89	B89	C89	D89	E89								M74	N74	O74	P74
42KL–F2LBL–A2						F34	G34	H34			K34	L34	M65	N65	O65	P65
42KL–F2LBL–F4						F51	G51	H51			K51	L51	M69	N69	O69	P69
42KL–F2LBLQ–A2						F34	G34	H34			K34	L34	M65	N65	O65	P65
42KL–F2LBLQ–F4						F51	G51	H51			K51	L51	M69	N69	O69	P69
42KL–F2LBS–A2						F34	G34	H34			K34	L34	M65	N65	O65	P65
42KL–F2LBS–F4						F51	G51	H51			K51	L51	M69	N69	O69	P69
42KL–F2LBSQ–A2						F34	G34	H34			K34	L34	M65	N65	O65	P65
42KL–F2LBSQ–F4						F51	G51	H51			K51	L51	M69	N69	O69	P69
42KL–F2TCL–A2	A12	B12	C12	D12	E12	F33	G33	H33	I33	J33	K33	L33	M67	N67	O67	P67
42KL–F2TCL–G3	A13	B13	C13	D13	E13	F50	G50	H50	I50	J50	K50	L50	M68	N68	O68	P68
42KL–F2TCS–A2	A12	B12	C12	D12	E12	F33	G33	H33	I33	J33	K33	L33	M67	N67	O67	P67
42KL–F2TCS–G3	A13	B13	C13	D13	E13	F50	G50	H50	I50	J50	K50	L50	M68	N68	O68	P68
42KL–F3LBS–A2						F34	G34	H34			K34	L34	M65	N65	O65	P65
42KL–F3LBS–F4						F51	G51	H51			K51	L51	M69	N69	O69	P69
42KL–F3LBSQ–A2						F34	G34	H34			K34	L34	M65	N65	O65	P65
42KL–F3LBSQ–F4						F51	G51	H51			K51	L51	M69	N69	O69	P69
42KL–G1LB–A2						F34	G34	H34			K34	L34	M65	N65	O65	P65
42KL–G1LB–F4						F51	G51	H51			K51	L51	M69	N69	O69	P69
42KL–G1LBQ–A2						F34	G34	H34			K34	L34	M65	N65	O65	P65
42KL–G1LBQ–F4						F51	G51	H51			K51	L51	M69	N69	O69	P69

Wiring Diagram Index

	PLC® 1771 Inputs															
	1771–IA,IA2,IN,IM	1771–IAN	1771–ID,ID01	1771–IAD,IMD,IND	1771–ID16	1771–IA,IA2,IB,IC,IH,IM,IT	1771–IAD,IBD,ICD,IMD	1771–IBN	1771–ID	1771–ID16	1771–IQ	1771–IQ16	1771–IQ	1771–IQ16	1771–IV	1771–IVN
Sensor Type	**AC Output**					**PNP Source Output**							**NPN Sink Output**			
42KL–G1TC–A2	A12	B12	C12	D12	E12	F33	G33	H33	I33	J33	K33	L33	M67	N67	O67	P67
42KL–G1TC–G3	A13	B13	C13	D13	E13	F50	G50	H50	I50	J50	K50	L50	M68	N68	O68	P68
42KL–L2LB–A2						F34	G34	H34			K34	L34	M65	N65	O65	P65
42KL–L2LB–F4						F51	G51	H51			K51	L51	M69	N69	O69	P69
42KL–L2LBQ–A2						F34	G34	H34			K34	L34	M65	N65	O65	P65
42KL–L2LBQ–F4						F51	G51	H51			K51	L51	M69	N69	O69	P69
42KL–L2TC–A2	A12	B12	C12	D12	E12	F33	G33	H33	I33	J33	K33	L33	M67	N67	O67	P67
42KL–L2TC–G3	A13	B13	C13	D13	E13	F50	G50	H50	I50	J50	K50	L50	M68	N68	O68	P68
42KL–P2LB–A2						F34	G34	H34			K34	L34	M65	N65	O65	P65
42KL–P2LB–F4						F51	G51	H51			K51	L51	M69	N69	O69	P69
42KL–P2LBQ–A2						F34	G34	H34			K34	L34	M65	N65	O65	P65
42KL–P2LBQ–F4						F51	G51	H51			K51	L51	M69	N69	O69	P69
42KL–P2TC–A2	A12	B12	C12	D12	E12	F33	G33	H33	I33	J33	K33	L33	M67	N67	O67	P67
42KL–P2TC–G3	A13	B13	C13	D13	E13	F50	G50	H50	I50	J50	K50	L50	M68	N68	O68	P68
42KL–RLB–A2						F34	G34	H34			K34	L34	M65	N65	O65	P65
42KL–RLB–F4						F51	G51	H51			K51	L51	M69	N69	O69	P69
42KL–RLBQ–A2						F34	G34	H34			K34	L34	M65	N65	O65	P65
42KL–RLBQ–F4						F51	G51	H51			K51	L51	M69	N69	O69	P69
42KL–RTC–A2	A12	B12	C12	D12	E12	F33	G33	H33	I33	J33	K33	L33	M67	N67	O67	P67
42KL–RTC–G3	A13	B13	C13	D13	E13	F50	G50	H50	I50	J50	K50	L50	M68	N68	O68	P68
42KL–U2LB–A2						F34	G34	H34			K34	L34	M65	N65	O65	P65
42KL–U2LB–F4						F51	G51	H51			K51	L51	M69	N69	O69	P69
42KL–U2LBQ–A2						F34	G34	H34			K34	L34	M65	N65	O65	P65
42KL–U2LBQ–F4						F51	G51	H51			K51	L51	M69	N69	O69	P69
42KL–U2TC–A2	A12	B12	C12	D12	E12	F33	G33	H33	I33	J33	K33	L33	M67	N67	O67	P67
42KL–U2TC–G3	A13	B13	C13	D13	E13	F50	G50	H50	I50	J50	K50	L50	M68	N68	O68	P68
42KL–W1LB–A2						F34	G34	H34			K34	L34	M65	N65	O65	P65
42KL–W1LB–F4						F51	G51	H51			K51	L51	M69	N69	O69	P69
42KL–W1LBQ–A2						F34	G34	H34			K34	L34	M65	N65	O65	P65
42KL–W1LBQ–F4						F51	G51	H51			K51	L51	M69	N69	O69	P69
42KL–W1TC–A2	A12	B12	C12	D12	E12	F33	G33	H33	I33	J33	K33	L33	M67	N67	O67	P67
42KL–W1TC–G3	A13	B13	C13	D13	E13	F50	G50	H50	I50	J50	K50	L50	M68	N68	O68	P68
42KRF–9000						F29	G29	H29			K29	L29	M62	N62	O62	P62
42KRF–9000–QD						F37	G37	H37			K37	L37	M83	N83	O83	P83
42KRF–9002	A5	B5	C5	D5	E5	F30	G30		I30	J30						
42KRF–9002–QD	A8	B8	C8	D8	E8	F47	G47		I47	J47						
42KRL–9000	A14	B14	C14	D14	E14								M71	N71	O71	P71

Wiring Diagram Index

	PLC® 1771 Inputs															
	1771–IA,IA2,IN,IM	1771–IAN	1771–ID,ID01	1771–IAD,IMD,IND	1771–ID16	1771–IA,IA2,IB,IC,IH,IM,IT	1771–IAD,IBD,ICD,IMD	1771–IBN	1771–ID	1771–ID16	1771–IQ	1771–IQ16	1771–IQ	1771–IQ16	1771–IV	1771–IVN
Sensor Type	**AC Output**					**PNP Source Output**							**NPN Sink Output**			
42KRL–9000–QD	A15	B15	C15	D15	E15								M70	N70	O70	P70
42KRL–9002–QD	A16	B16	C16	D16	E16								M72	N72	O72	P72
42KRP–9000						F29	G29	H29			K29	L29	M62	N62	O62	P62
42KRP–9000–QD						F37	G37	H37			K37	L37	M83	N83	O83	P83
42KRP–9002	A5	B5	C5	D5	E5	F30	G30		I30	J30						
42KRP–9002–QD	A8	B8	C8	D8	E8	F47	G47		I47	J47						
42KRR–9000						F29	G29	H29			K29	L29	M62	N62	O62	P62
42KRR–9000–QD						F37	G37	H37			K37	L37	M83	N83	O83	P83
42KRR–9002	A5	B5	C5	D5	E5	F30	G30		I30	J30						
42KRR–9002–QD	A8	B8	C8	D8	E8	F47	G47		I47	J47						
42KRU–9000						F29	G29	H29			K29	L29	M62	N62	O62	P62
42KRU–9000–QD						F37	G37	H37			K37	L37	M83	N83	O83	P83
42KRU–9002	A5	B5	C5	D5	E5	F30	G30		I30	J30						
42KRU–9002–QD	A8	B8	C8	D8	E8	F47	G47		I47	J47						

A
1771–IA, IA2, IN, IM

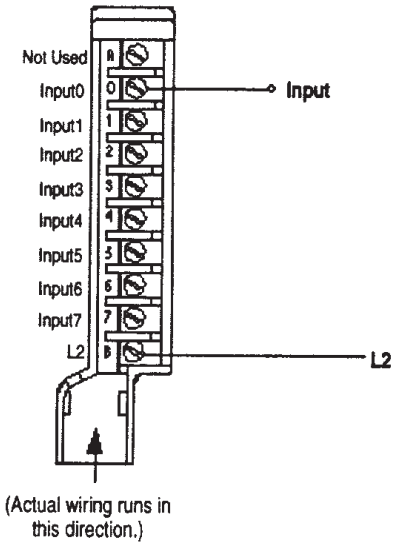

B
1771–IAN

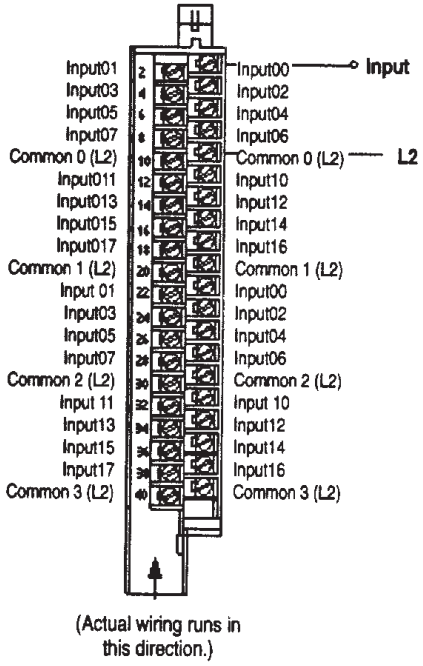

C
1771–ID, ID01

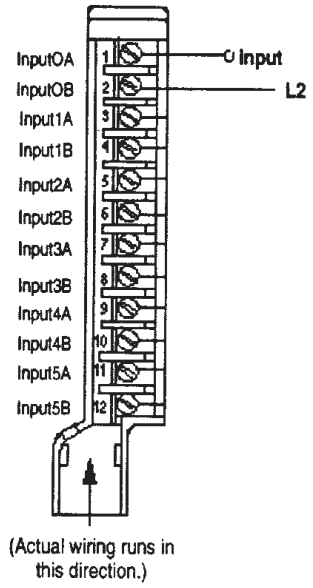

D
1771–IAD, IMD, IND

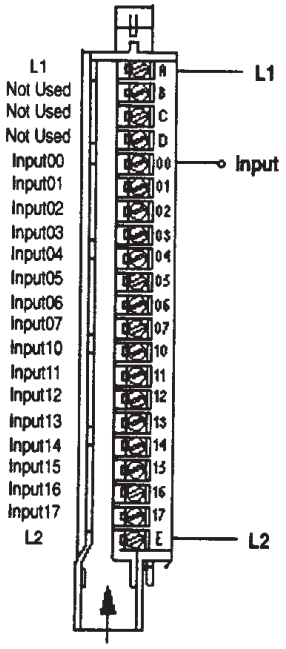

E
1771–ID16

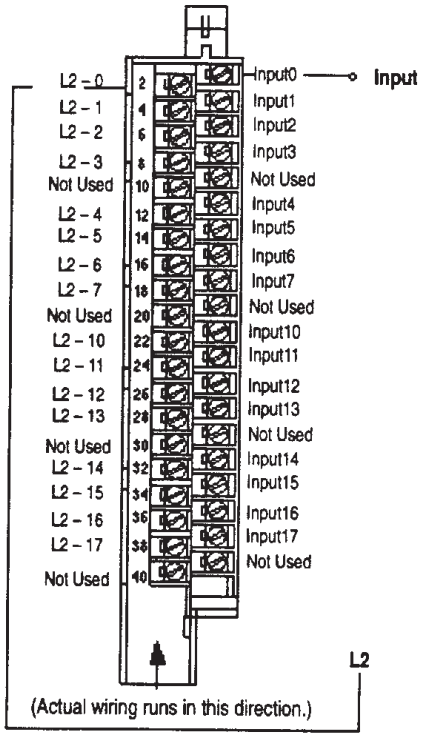

AC

1

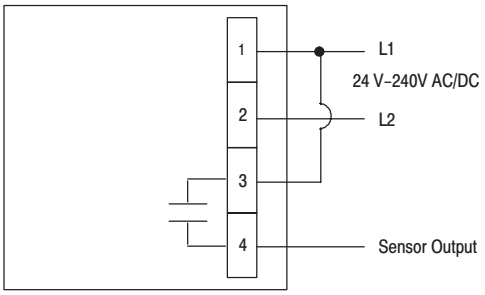

2

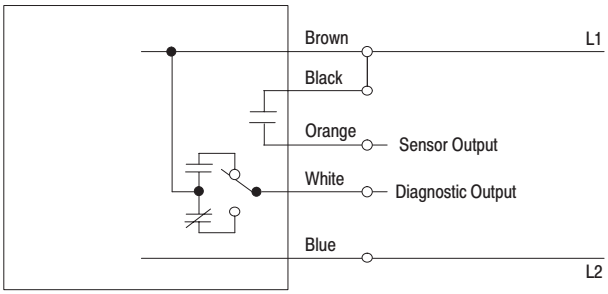

3

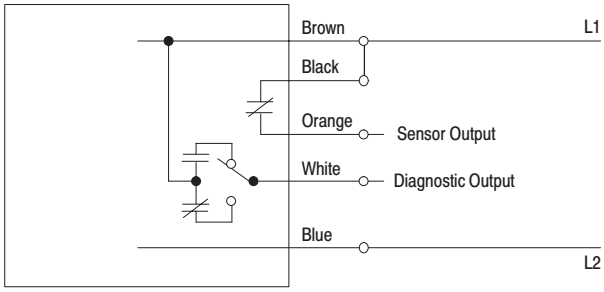

4

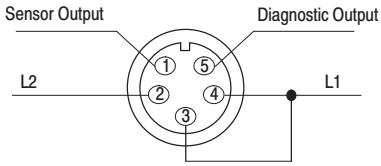

5

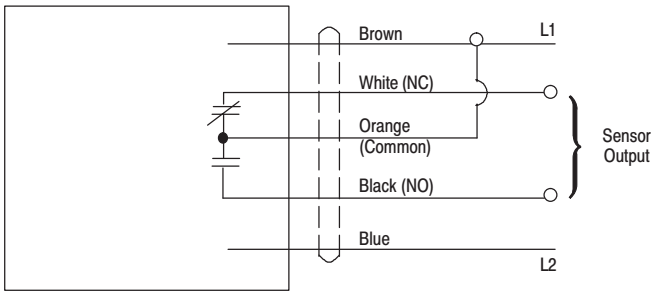

6

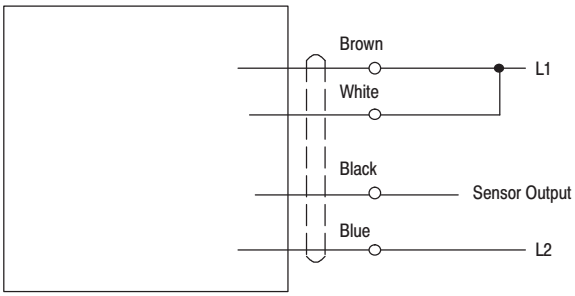

7

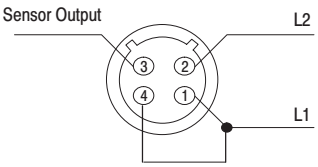

8

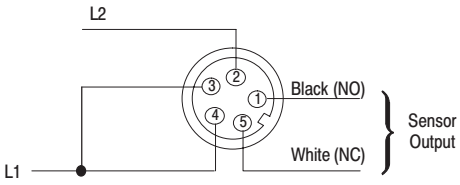

Note: NC = Normally Closed
NO = Normally Open
L.O. = Light Operate
D.O. = Dark Operate

A
1771–IA, IA2, IN, IM

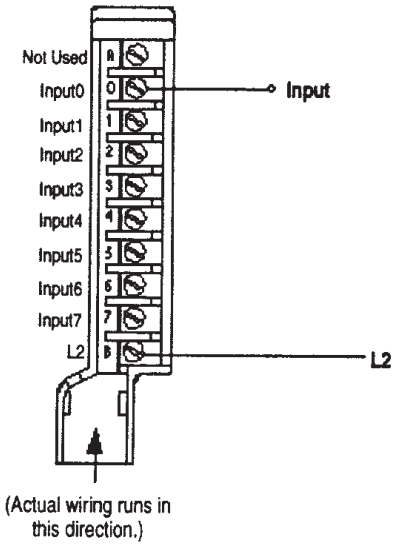

B
1771–IAN

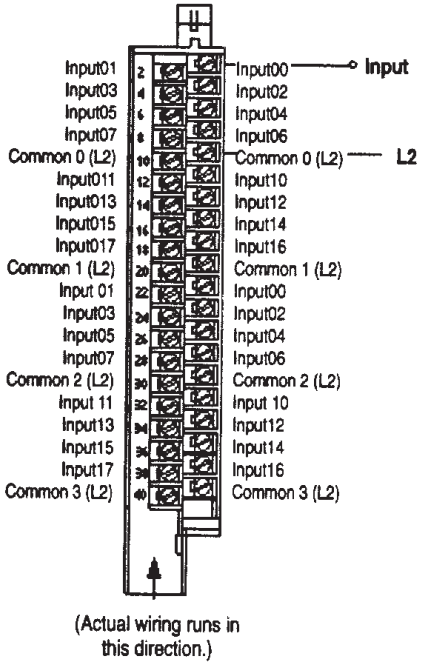

C
1771–ID, ID01

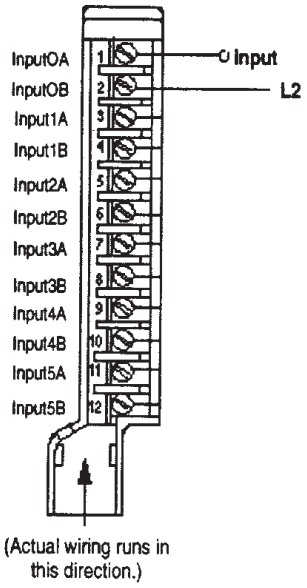

D
1771–IAD, IMD, IND

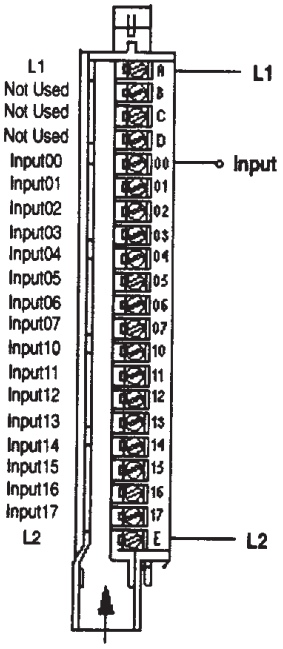

E
1771–ID16

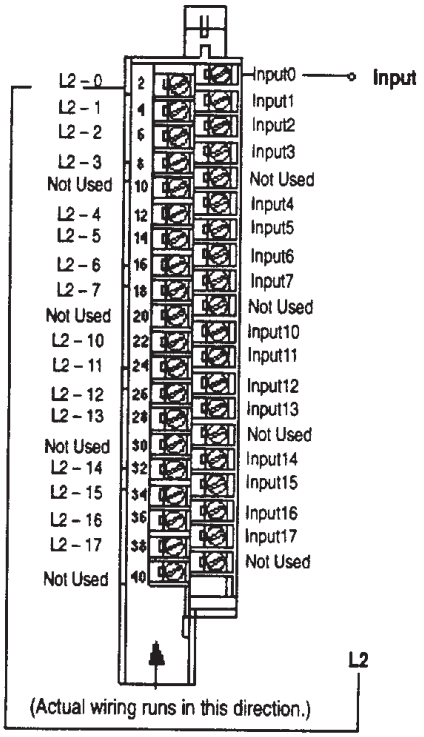

AC

9

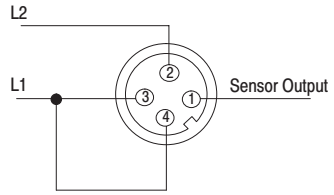

10

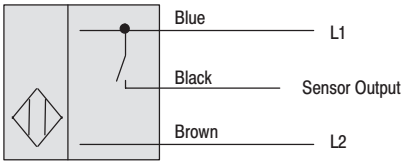

11

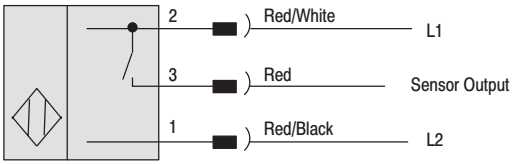

12

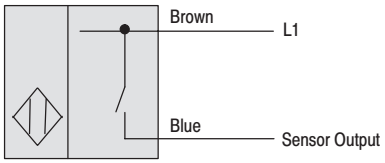

13

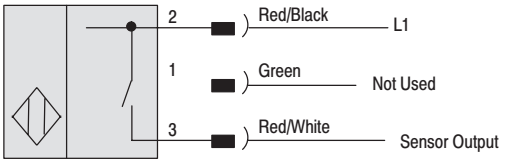

14

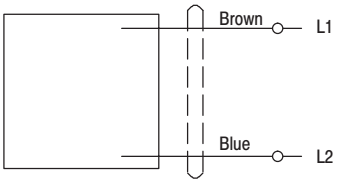

15

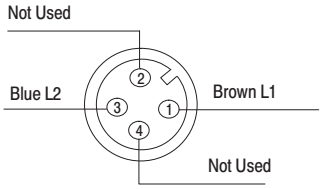

16

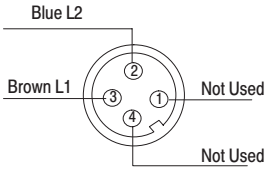

17

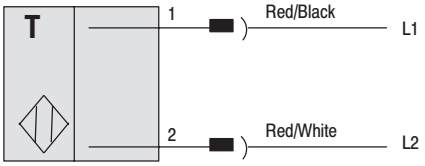

18

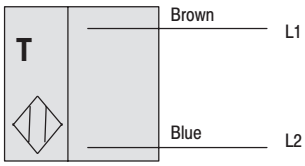

89

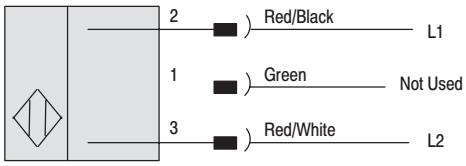

Note: NC = Normally Closed
NO = Normally Open
L.O. = Light Operate
D.O. = Dark Operate

F
1771–IA, IA2, IB, IC, IH, IM, IT

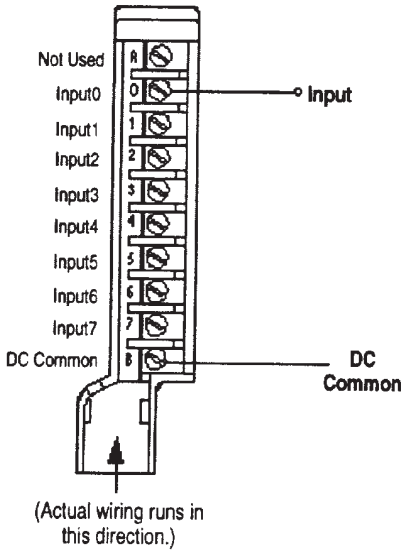

G
1771–IAD, IBD, ICD, IMD

Terminal A must be connected to L1 to balance the line in ungrounded applications or for an additional filtering of noise in grounded systems.

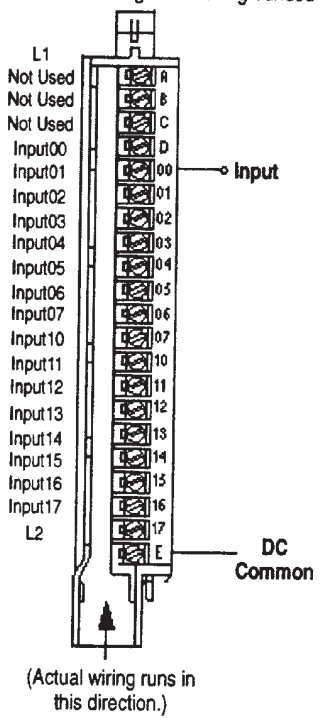

H
1771–IBN

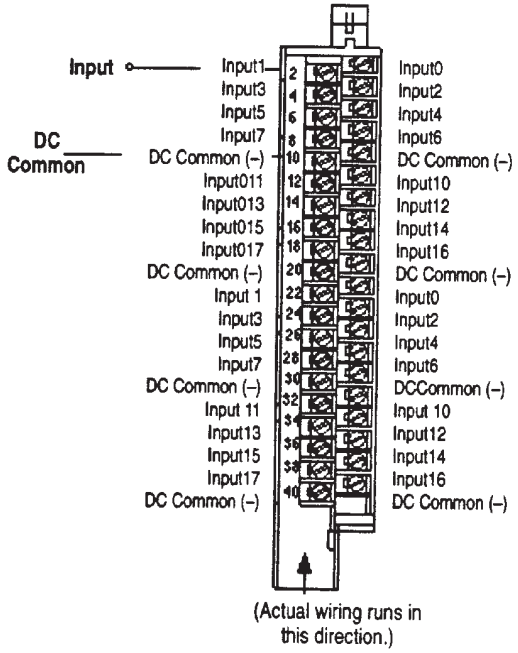

I
1771–ID

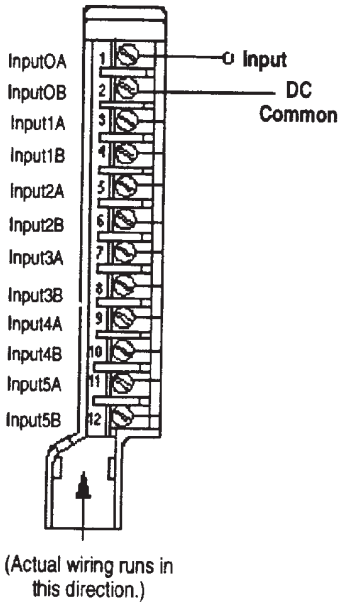

PNP

19

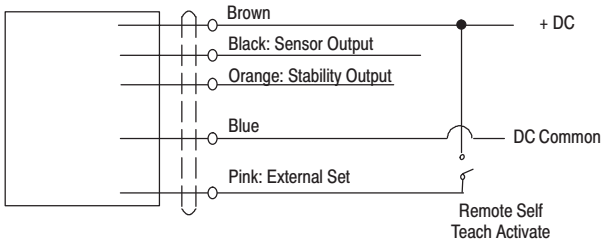

20

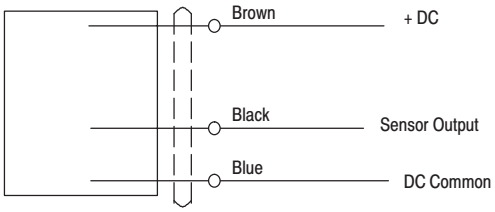

21

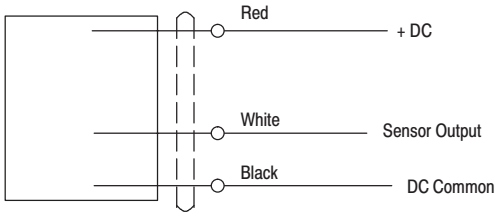

22

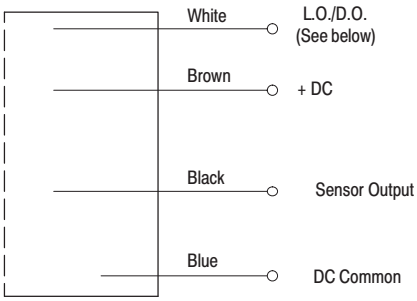

For L.O. connect White to DC Common
For D.O. connect White to +DC

23

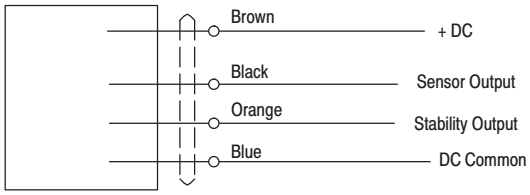

24

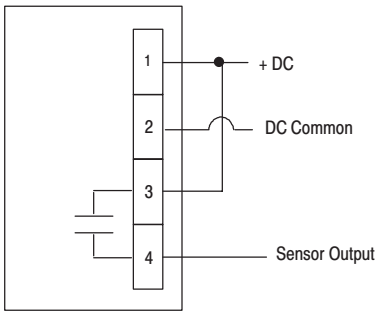

25

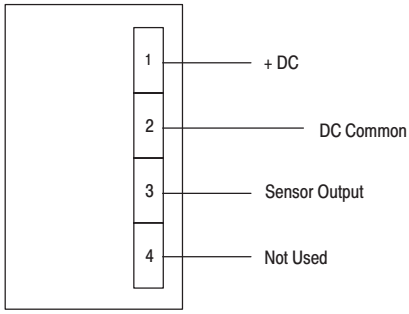

26

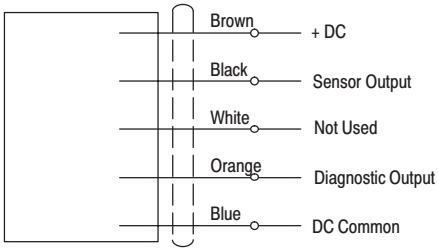

Note: NC = Normally Closed
NO = Normally Open
L.O. = Light Operate
D.O. = Dark Operate

F
1771–IA, IA2, IB, IC, IH, IM, IT

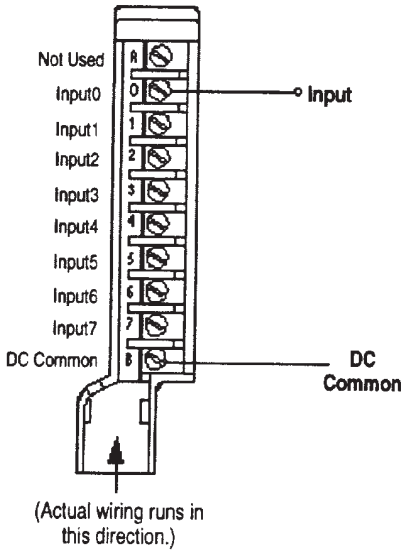

G
1771–IAD, IBD, ICD, IMD

Terminal A must be connected to L1 to balance the line in ungrounded applications or for an additional filtering of noise in grounded systems.

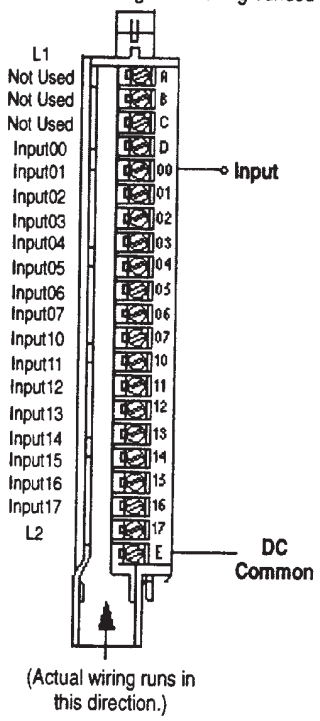

H
1771–IBN

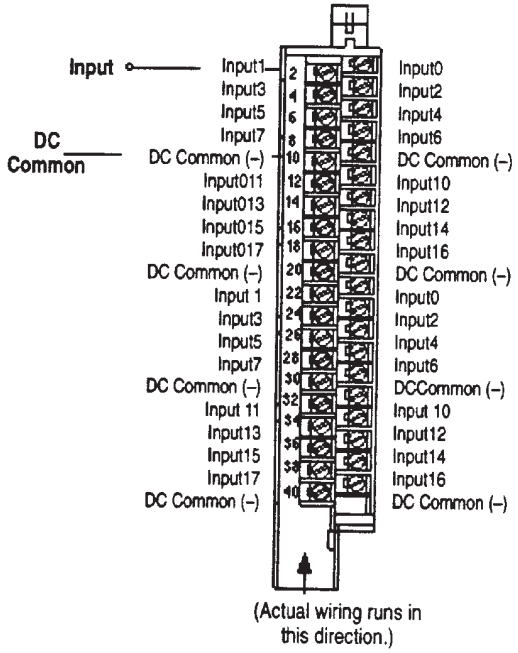

I
1771–ID

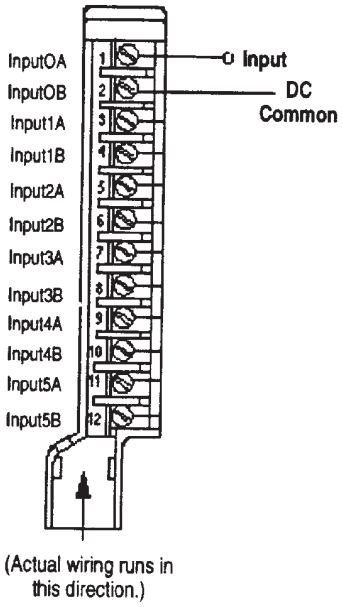

PNP

27

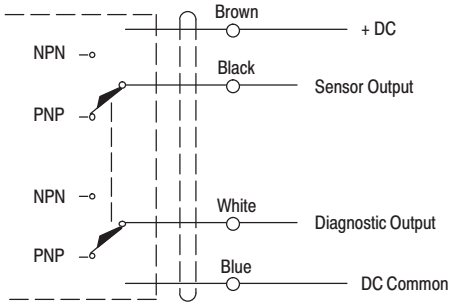

28

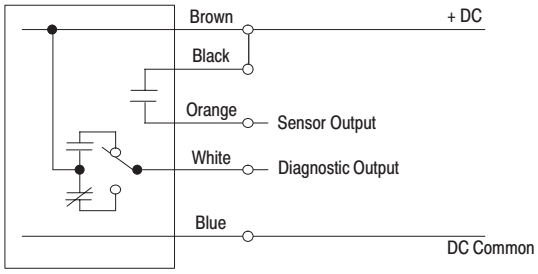

29

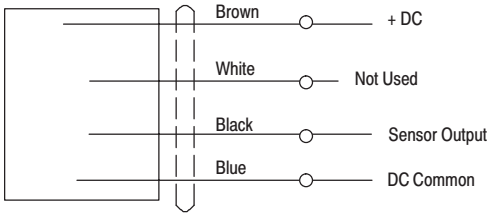

30

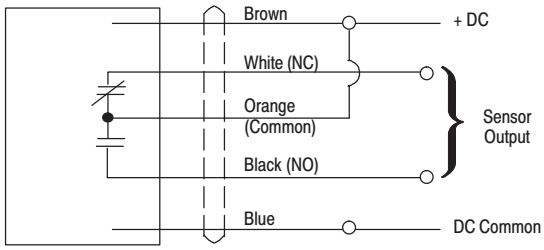

31

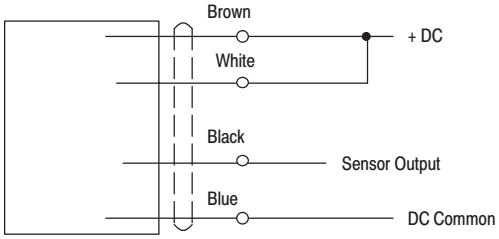

32

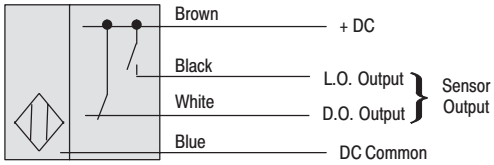

33

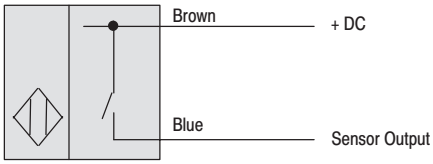

34

Note: NC = Normally Closed
NO = Normally Open
L.O. = Light Operate
D.O. = Dark Operate

F
1771–IA, IA2, IB, IC, IH, IM, IT

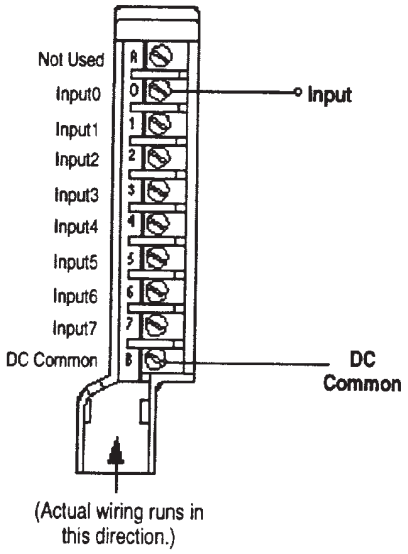

G
1771–IAD, IBD, ICD, IMD

Terminal A must be connected to L1 to balance the line in ungrounded applications or for an additional filtering of noise in grounded systems.

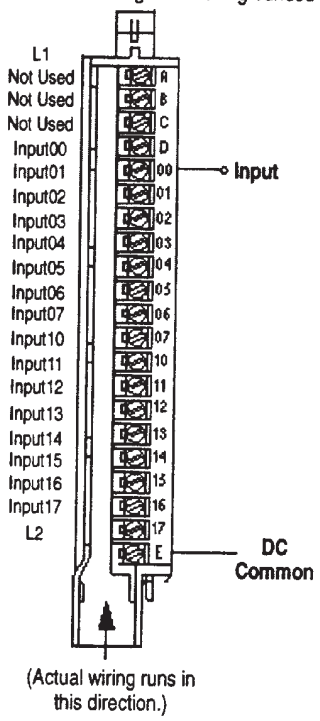

H
1771–IBN

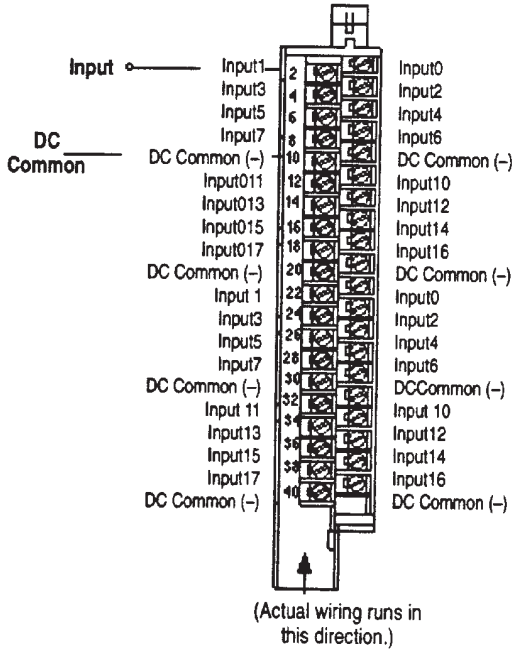

I
1771–ID

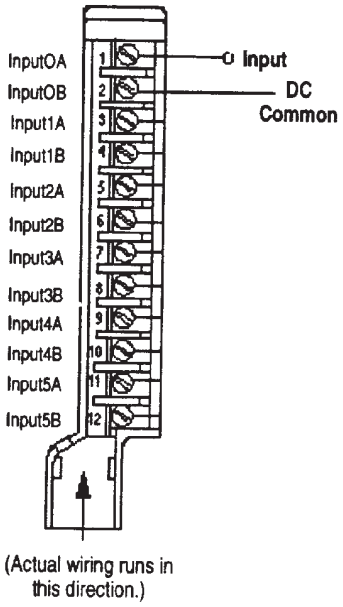

PNP

35

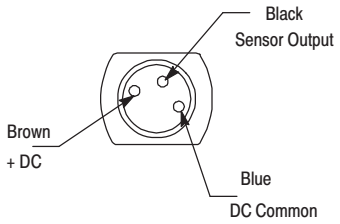

36

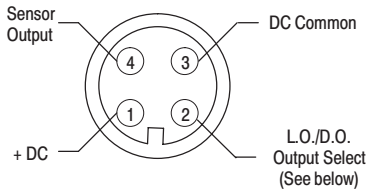

For L.O. connect pin 2 to DC Common
For D.O. connect pin 2 to +DC

37

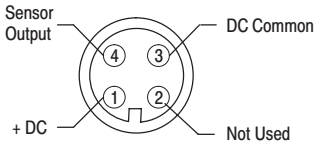

38

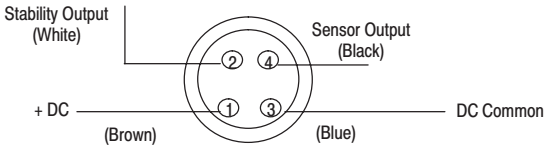

39

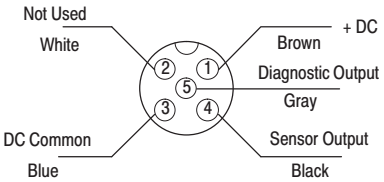

40

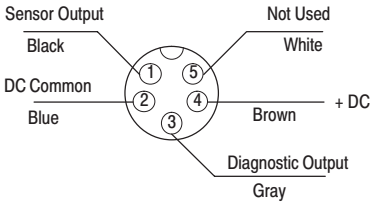

41

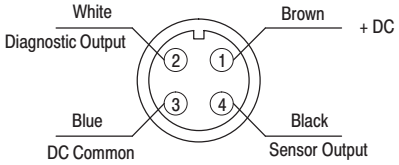

42

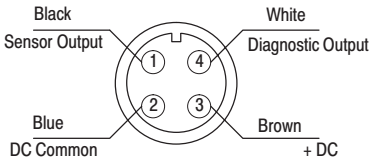

Note: NC = Normally Closed
NO = Normally Open
L.O. = Light Operate
D.O. = Dark Operate

F
1771–IA, IA2, IB, IC, IH, IM, IT

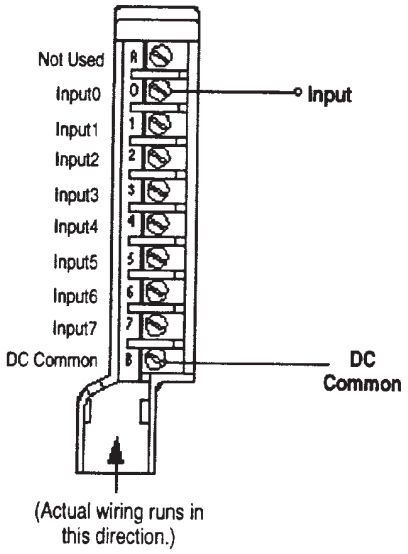

G
1771–IAD, IBD, ICD, IMD

Terminal A must be connected to L1 to balance the line in ungrounded applications or for an additional filtering of noise in grounded systems.

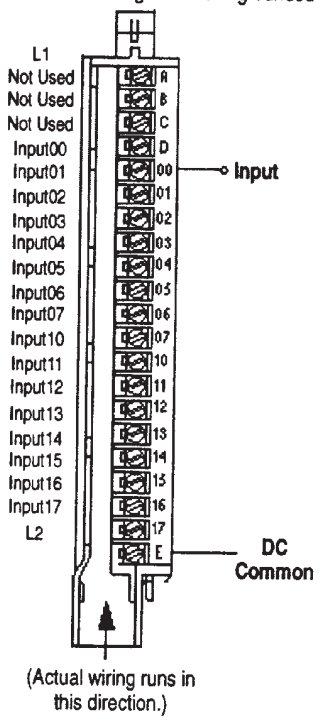

H
1771–IBN

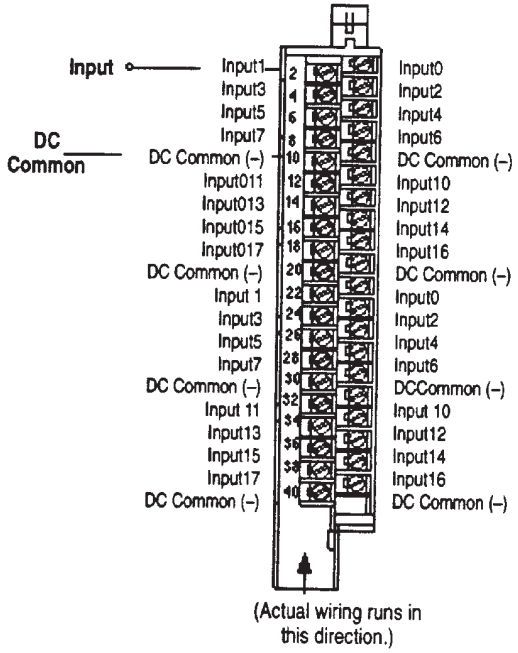

I
1771–ID

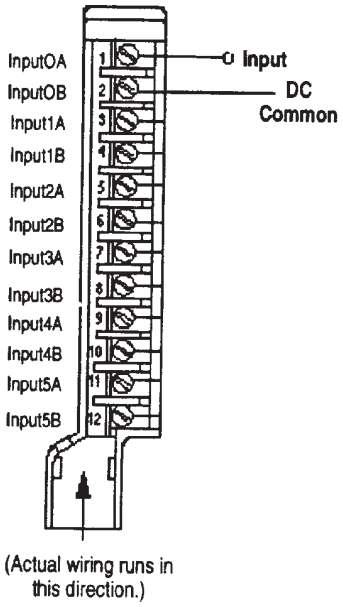

PNP

43

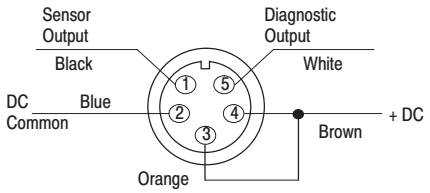

44

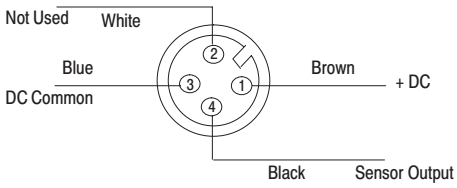

45

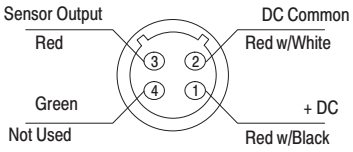

46

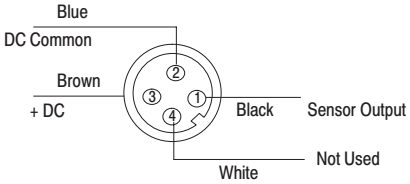

47

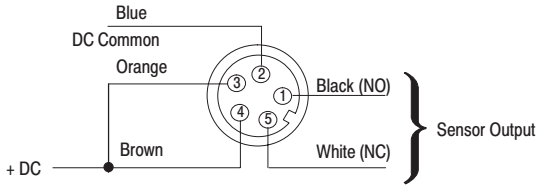

48

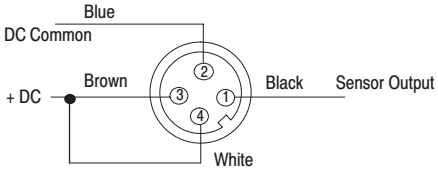

49

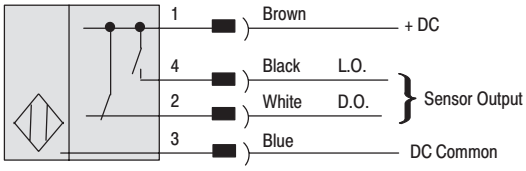

50

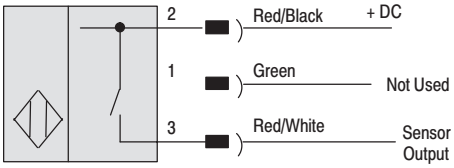

51

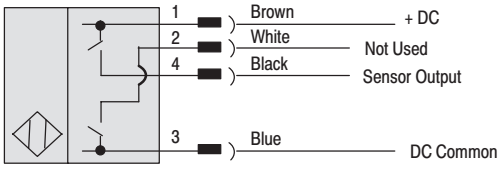

Note: NC = Normally Closed
NO = Normally Open
L.O. = Light Operate
D.O. = Dark Operate

J
1771–ID16

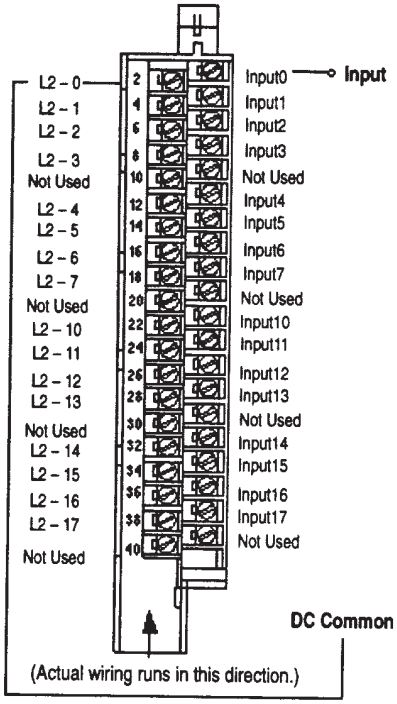

K
1771–IQ

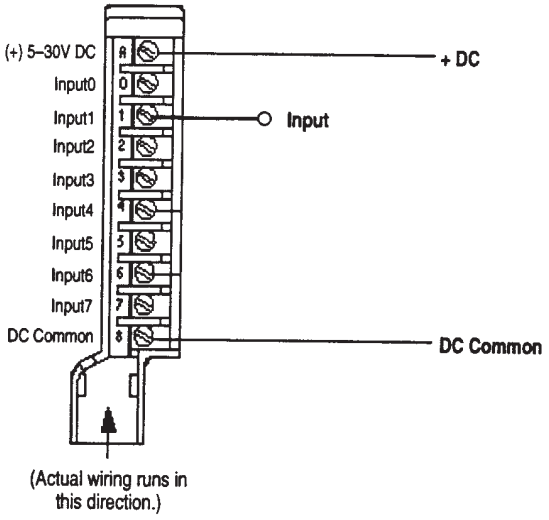

L
1771–IQ16

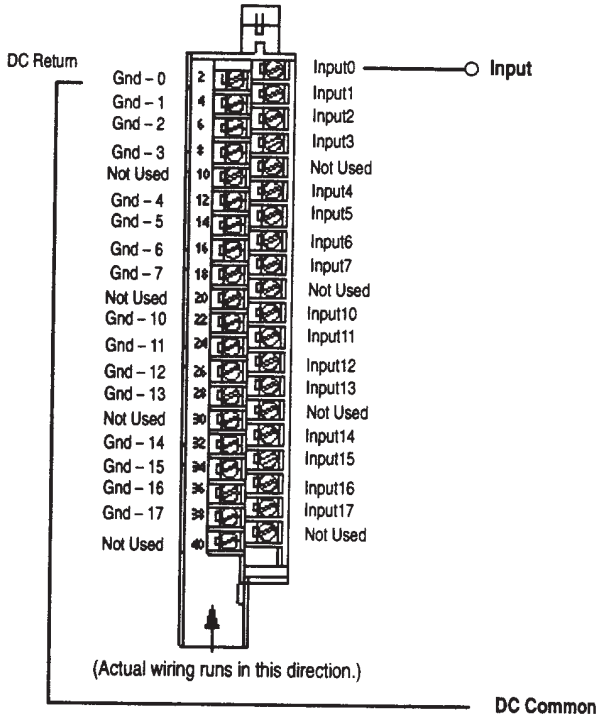

PNP

19

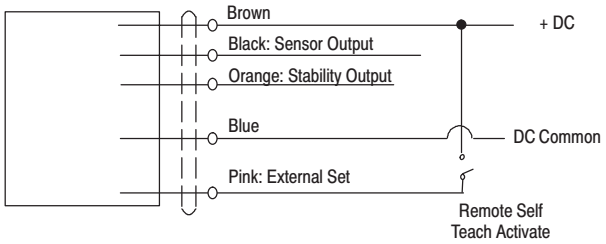

20

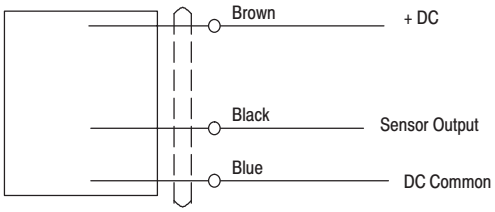

21

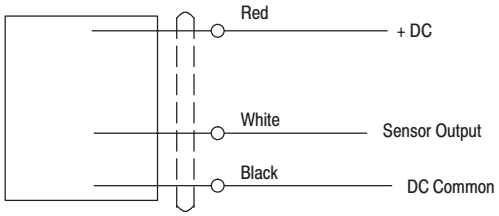

22

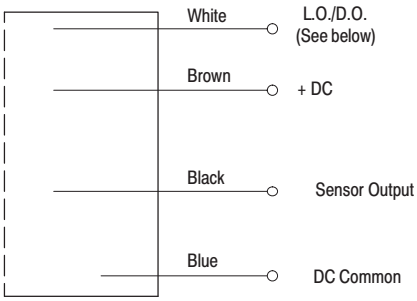

For L.O. connect White to DC Common
For D.O. connect White to +DC

23

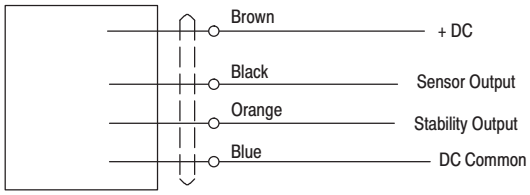

24

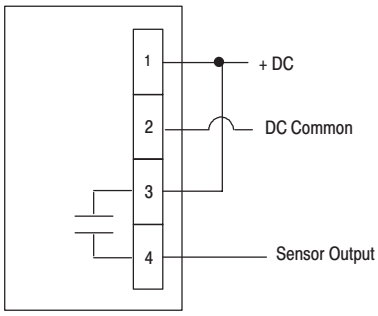

25

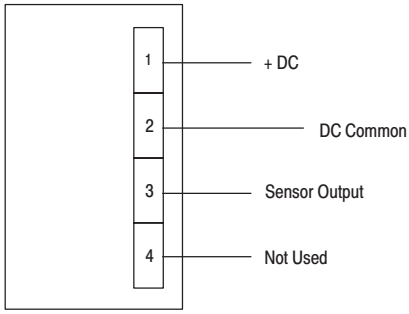

26

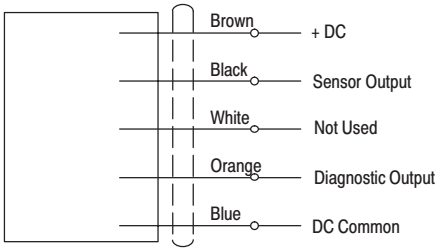

Note: NC = Normally Closed
NO = Normally Open
L.O. = Light Operate
D.O. = Dark Operate

J
1771–ID16

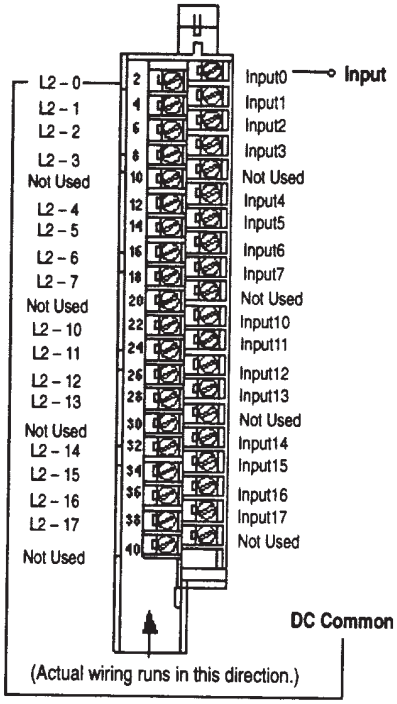

K
1771–IQ

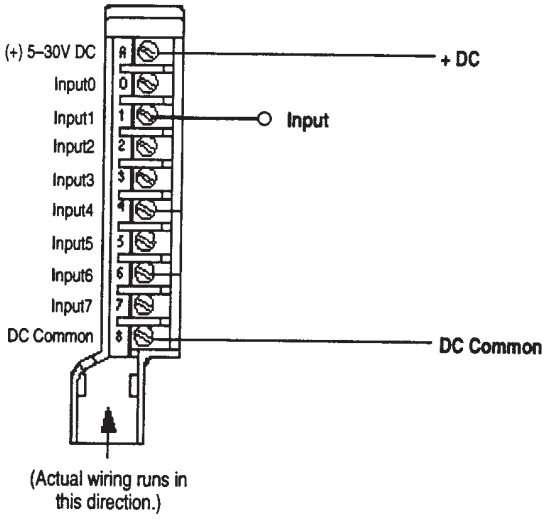

L
1771–IQ16

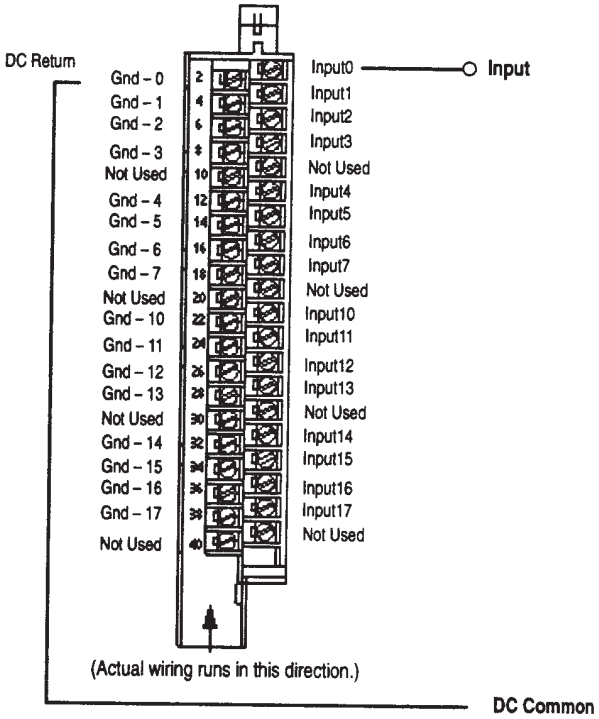

PNP

27

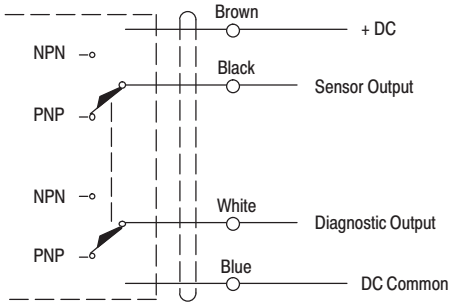

28

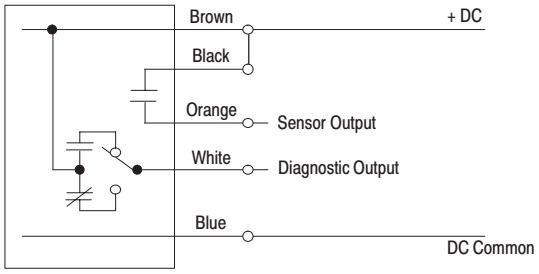

29

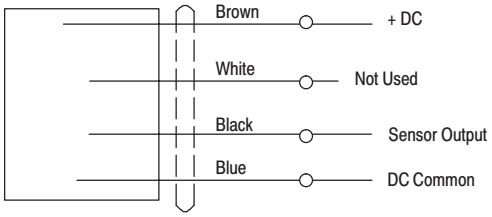

30

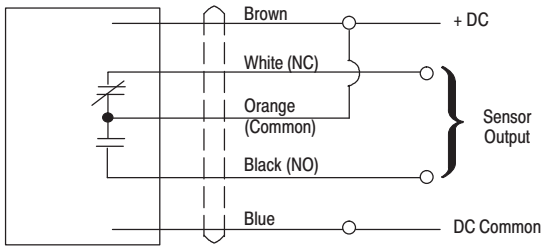

31

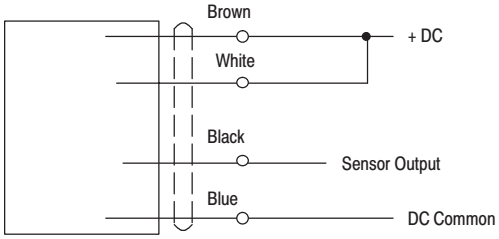

32

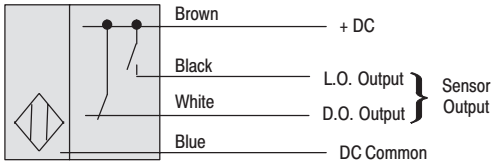

33

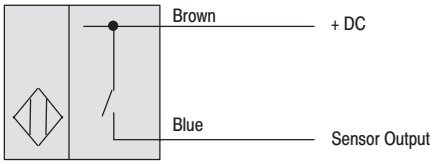

34



Note: NC = Normally Closed
NO = Normally Open
L.O. = Light Operate
D.O. = Dark Operate

J
1771–ID16

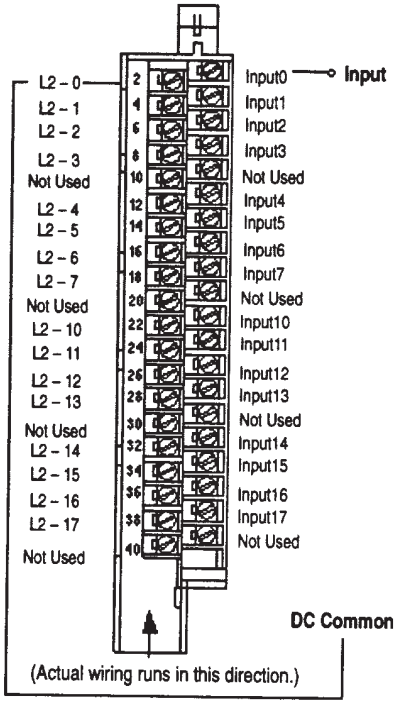

K
1771–IQ

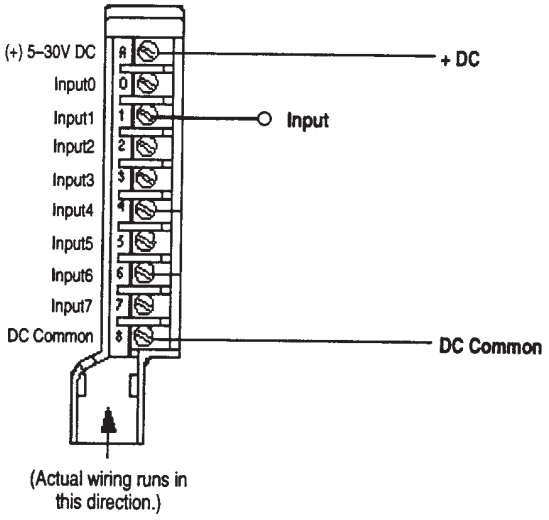

L
1771–IQ16

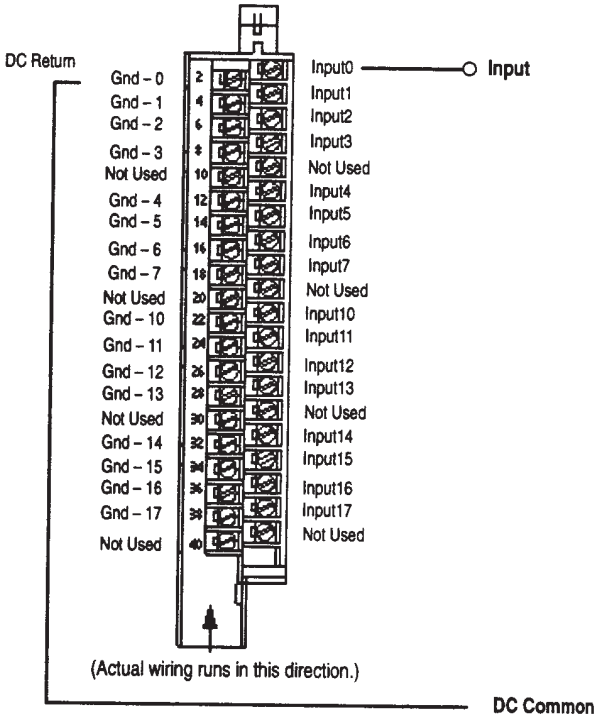

PNP

35

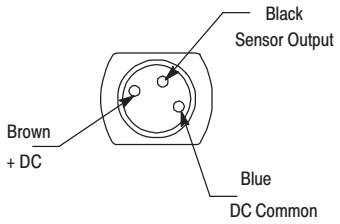

36

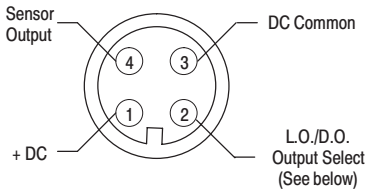

For L.O. connect pin 2 to DC Common
For D.O. connect pin 2 to +DC

37

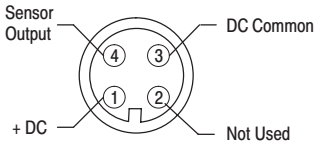

38

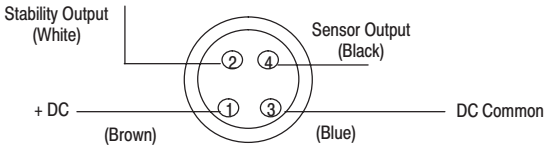

39

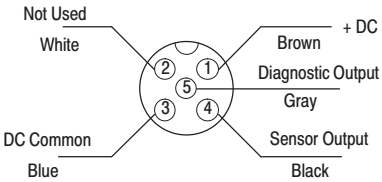

40

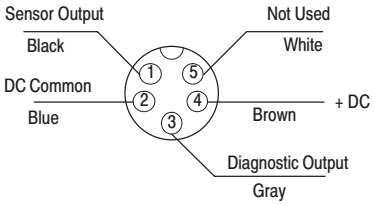

41

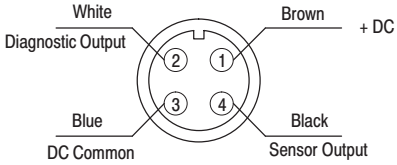

42

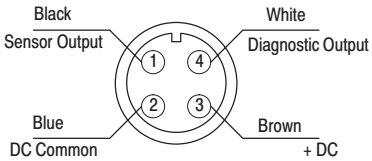

Note: NC = Normally Closed
NO = Normally Open
L.O. = Light Operate
D.O. = Dark Operate

J
1771–ID16

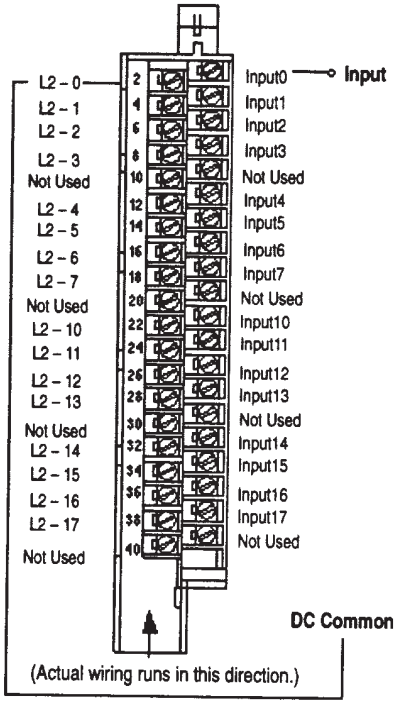

K
1771–IQ

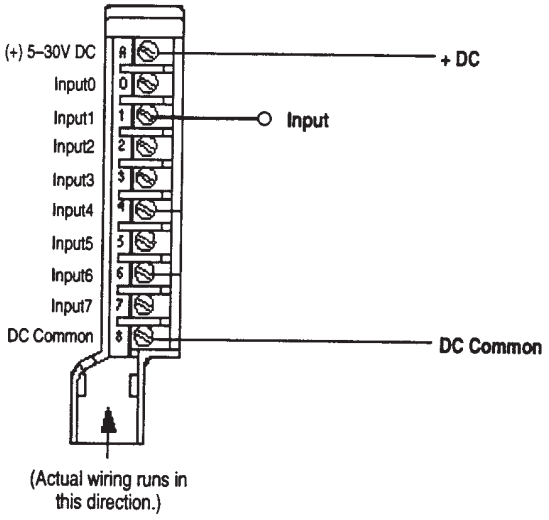

L
1771–IQ16

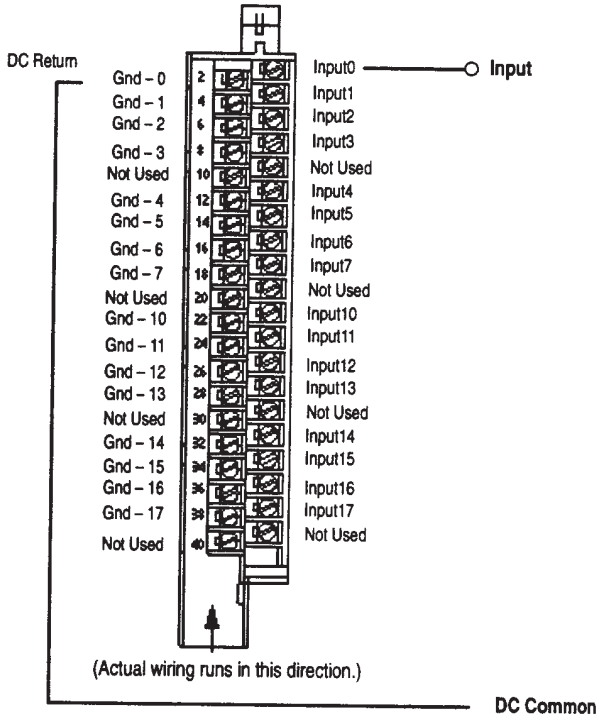

PNP

43

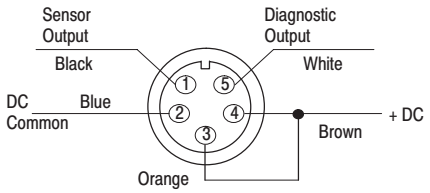

44

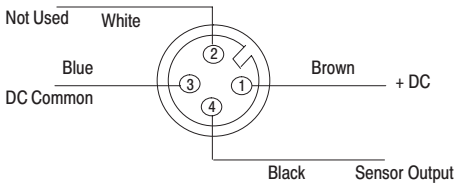

45

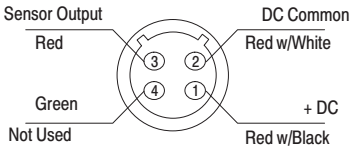

46

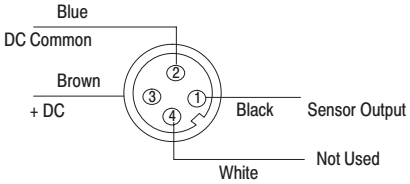

47

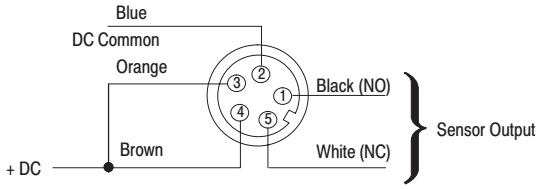

48

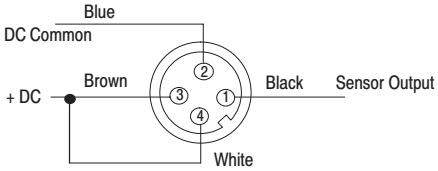

49

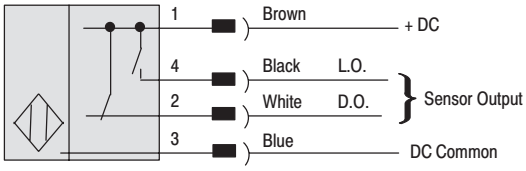

50

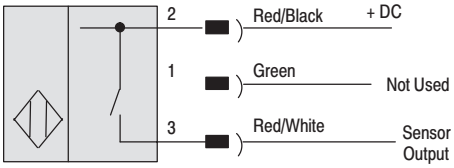

51

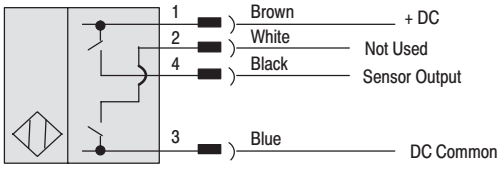

Note: NC = Normally Closed
NO = Normally Open
L.O. = Light Operate
D.O. = Dark Operate

M
1771–IQ

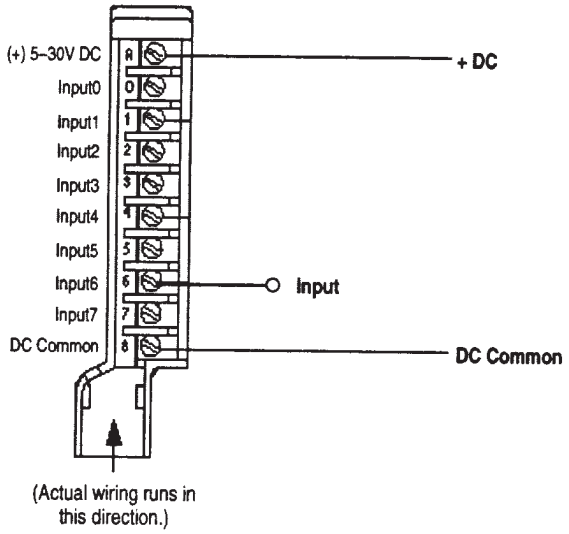

N
1771–IQ16

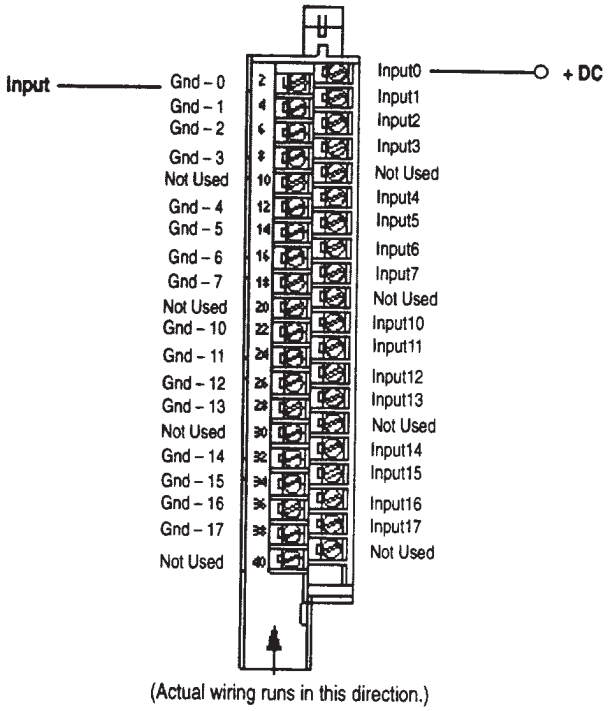

O
1771–IV

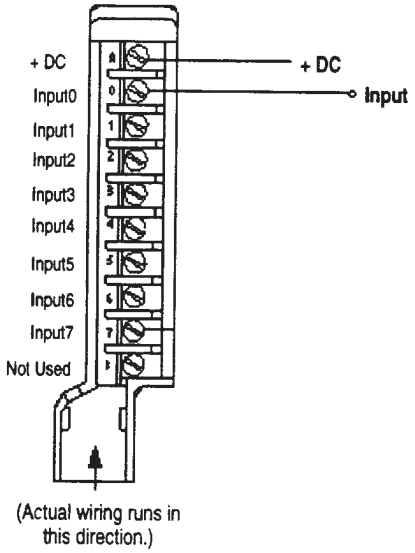

P
1771–IVN

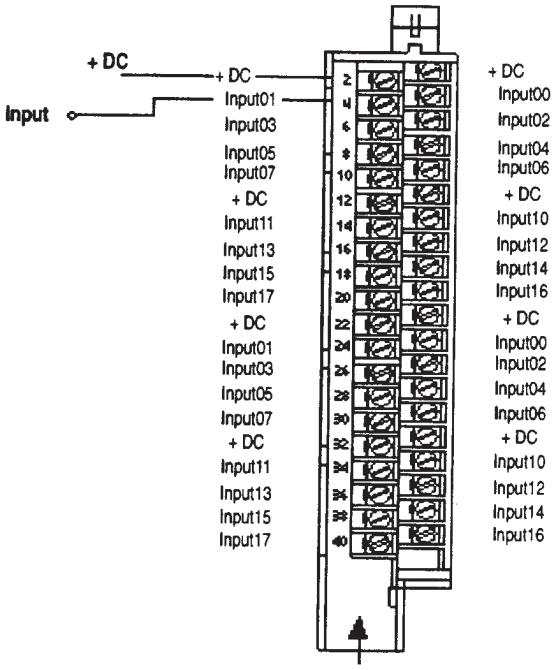

NPN

52

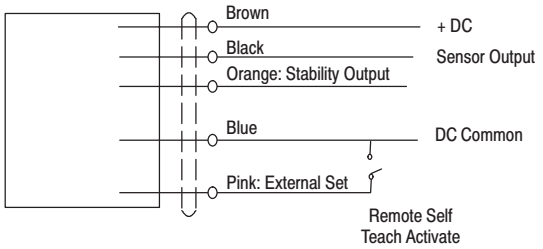

53

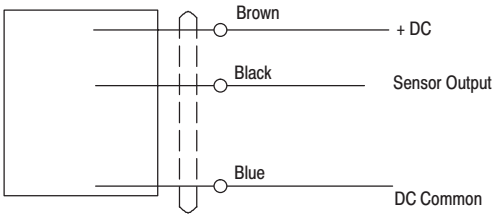

54

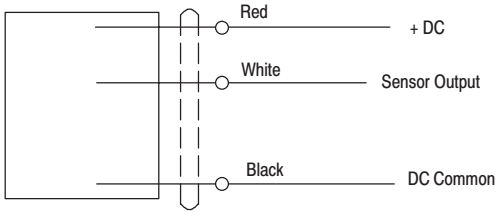

55

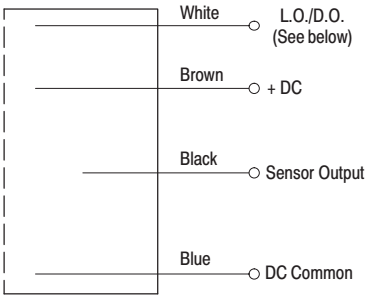

For L.O. connect White to DC Common
For D.O. connect White to +DC

56

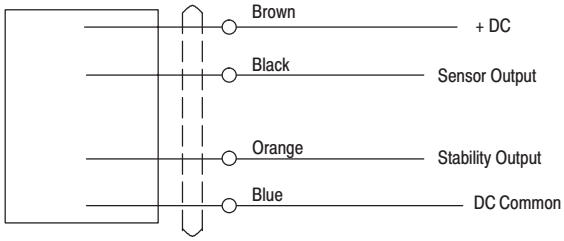

57

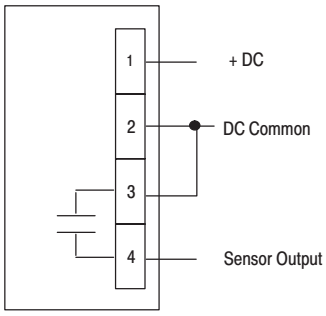

58

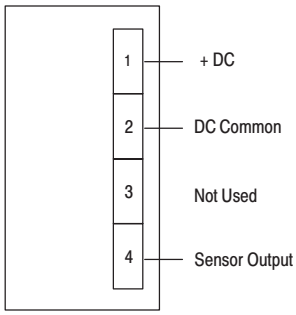

59

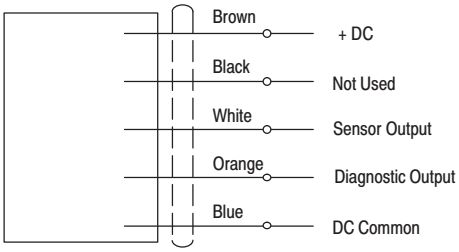

Note: NC = Normally Closed
NO = Normally Open
L.O. = Light Operate
D.O. = Dark Operate

M
1771–IQ

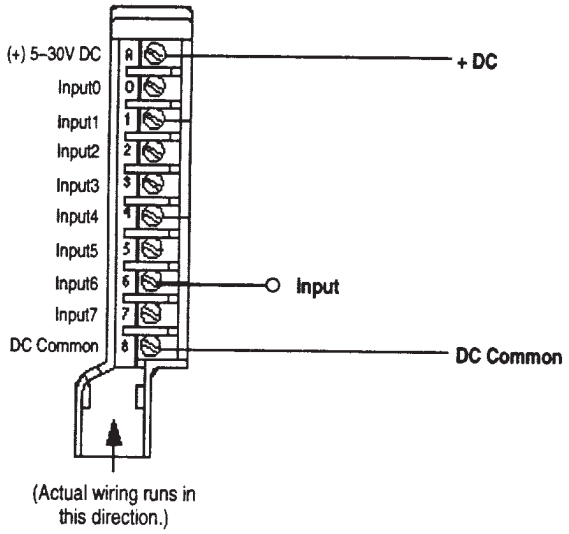

N
1771–IQ16

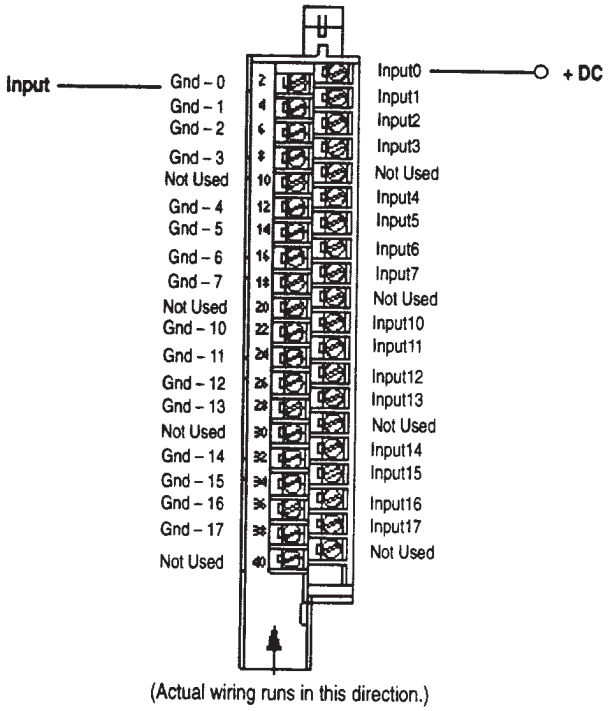

O
1771–IV

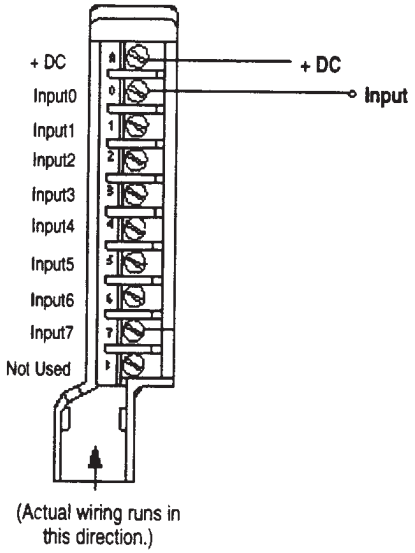

P
1771–IVN

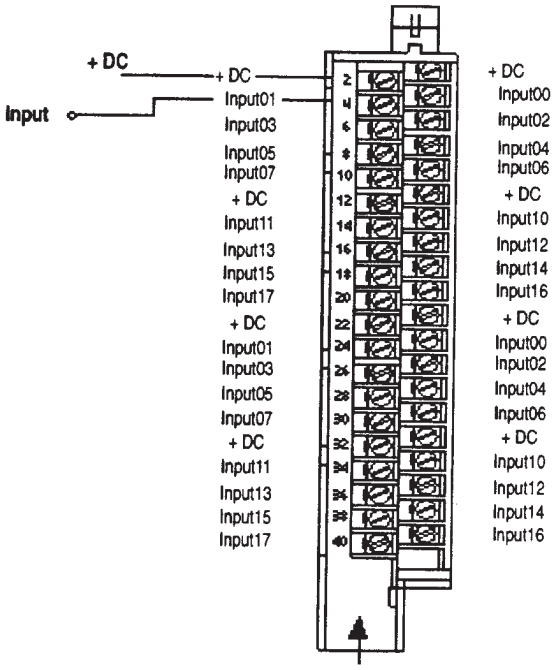

NPN

60

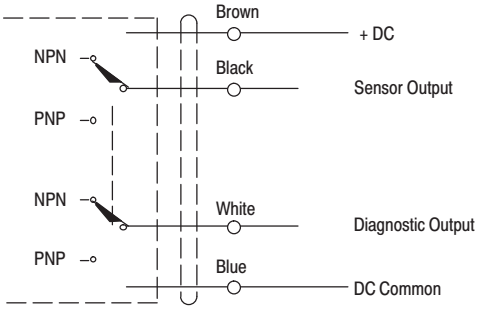

61

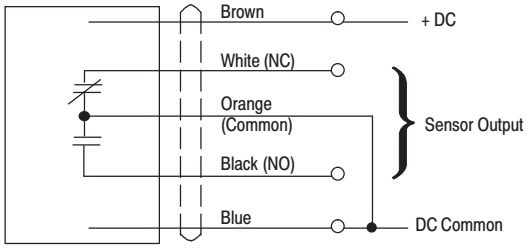

62

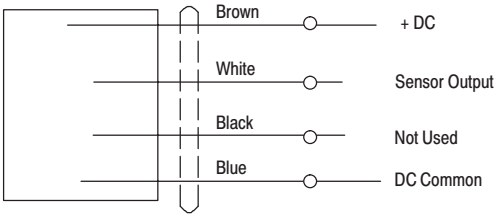

63

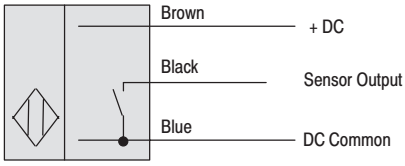

64

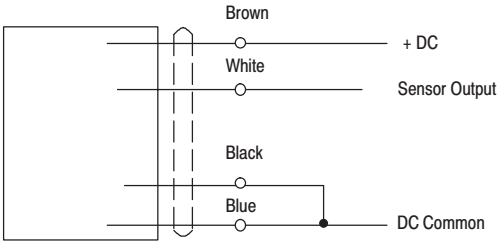

65



66

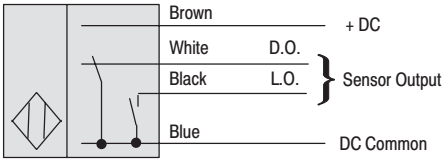

Note: NC = Normally Closed
NO = Normally Open
L.O. = Light Operate
D.O. = Dark Operate

M
1771–IQ

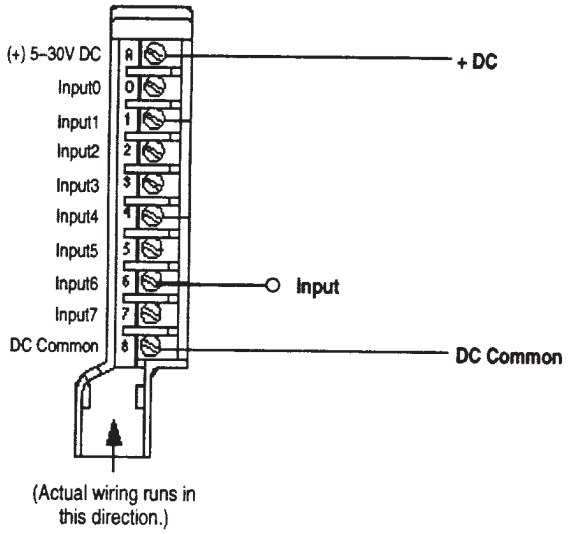

N
1771–IQ16

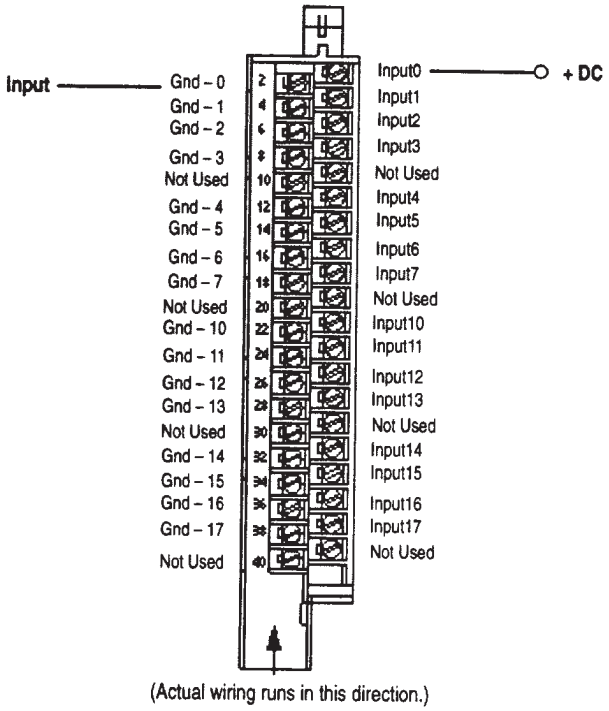

O
1771–IV

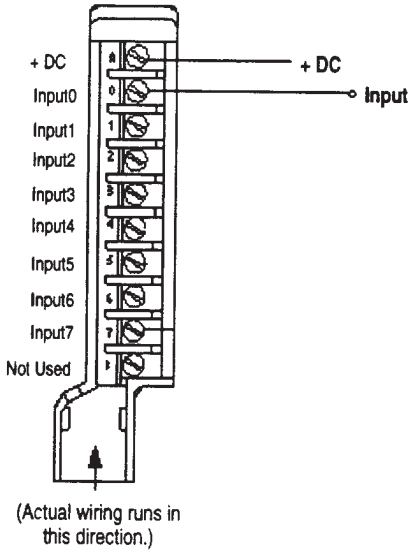

P
1771–IVN

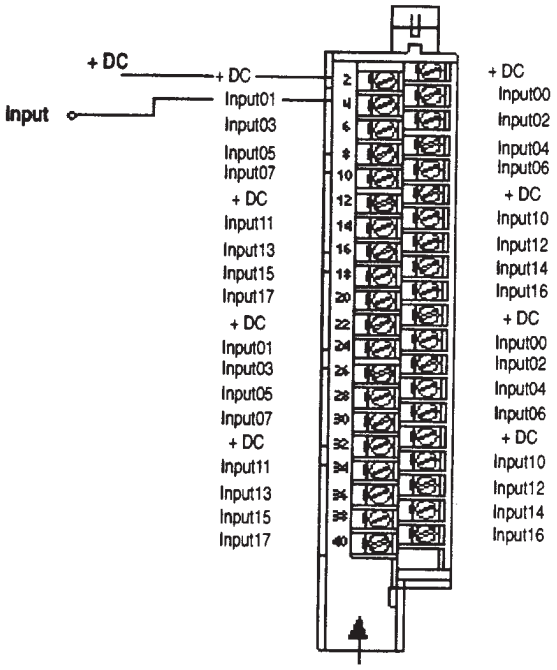

NPN

67

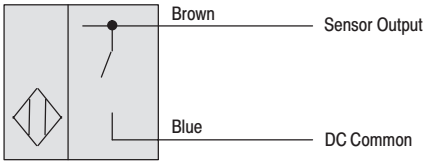

68

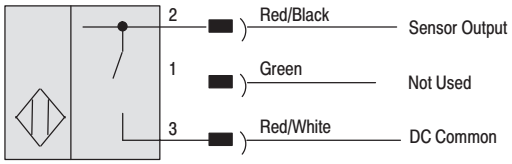

69

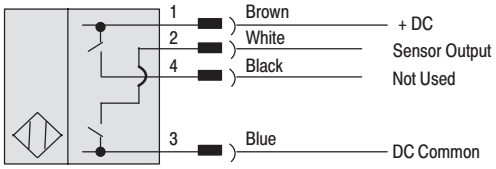

70

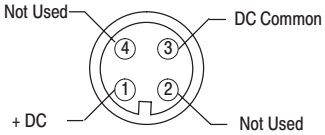

71

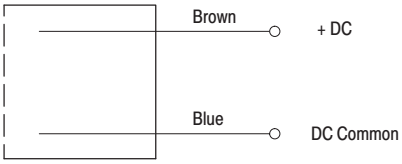

72

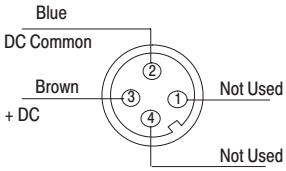

73

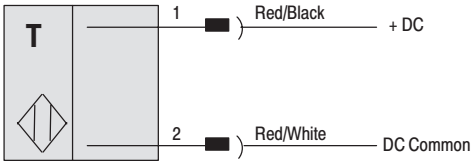

74

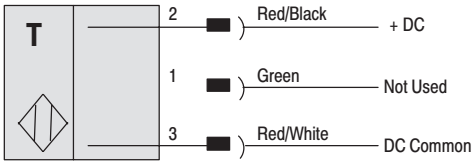

Note: NC = Normally Closed
NO = Normally Open
L.O. = Light Operate
D.O. = Dark Operate

M
1771–IQ

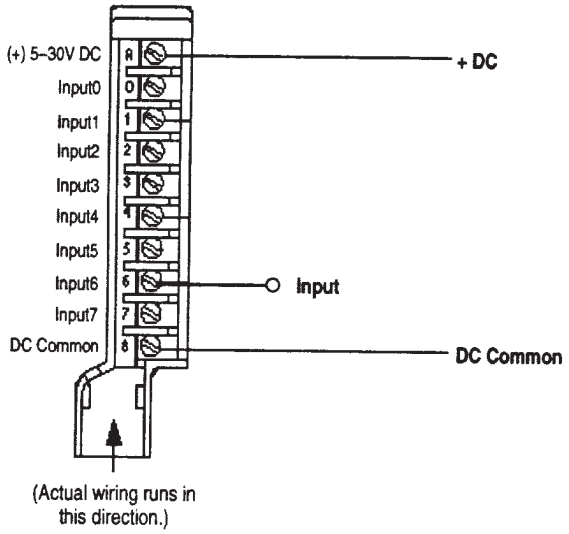

N
1771–IQ16

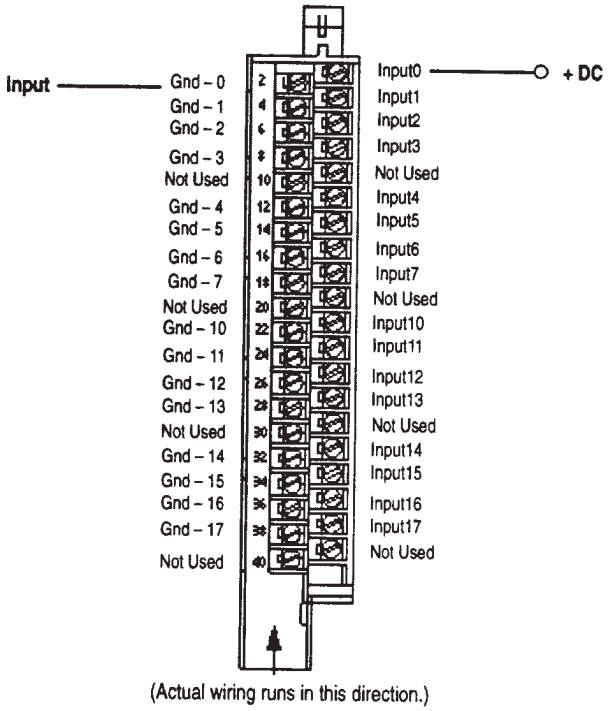

O
1771–IV

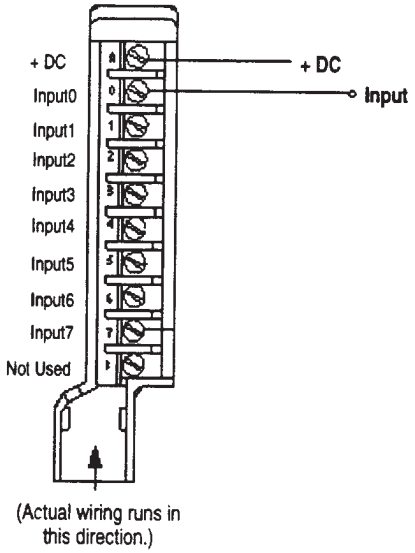

P
1771–IVN

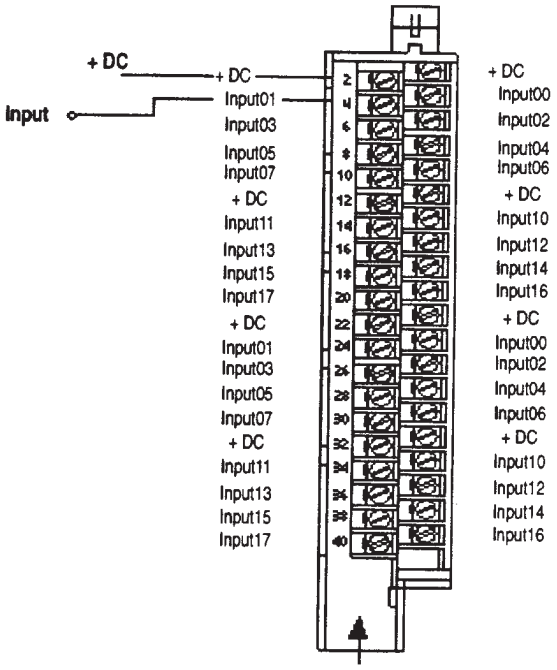

NPN

75

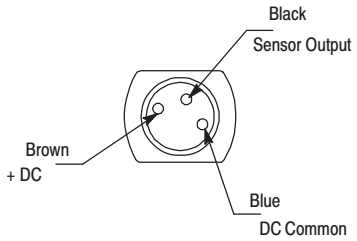

76

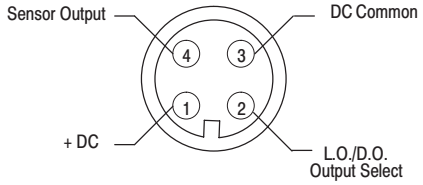

For L.O. connect pin 2 to DC Common
For D.O. connect pin 2 to +DC

77

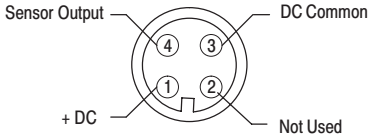

78

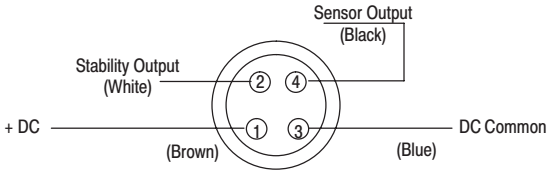

79

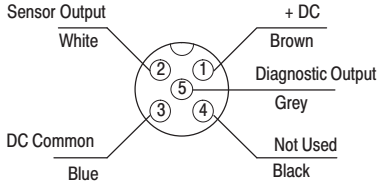

80

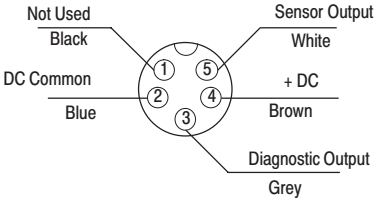

81

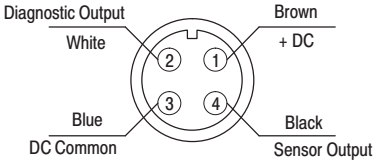

82

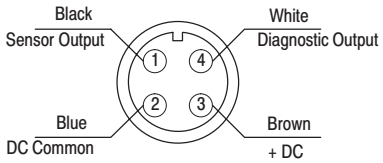

Note: NC = Normally Closed
NO = Normally Open
L.O. = Light Operate
D.O. = Dark Operate

M
1771–IQ

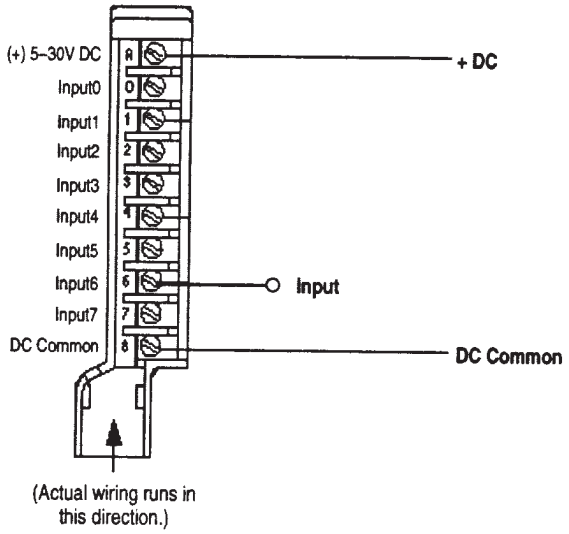

N
1771–IQ16

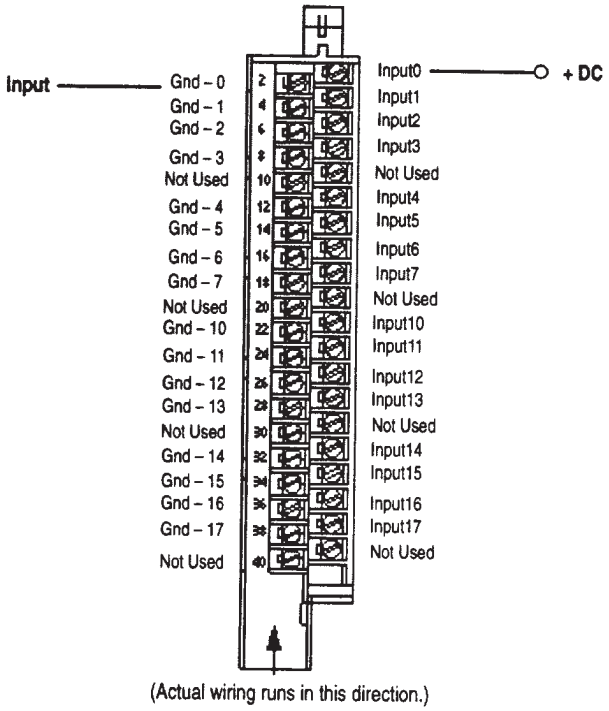

O
1771–IV

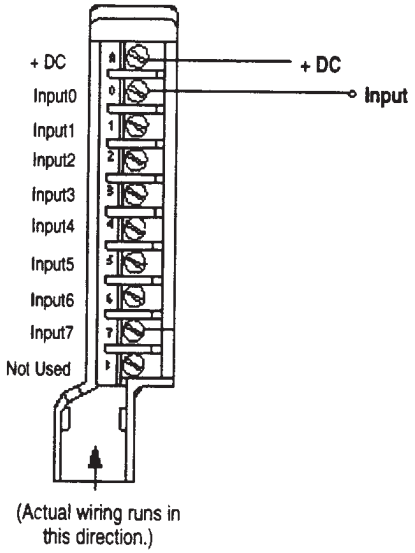

P
1771–IVN

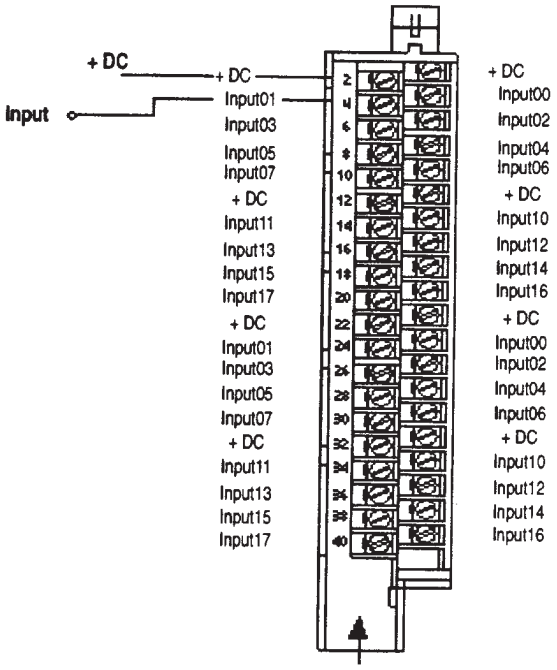

NPN

83

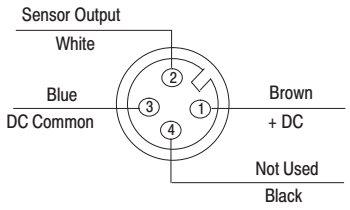

84

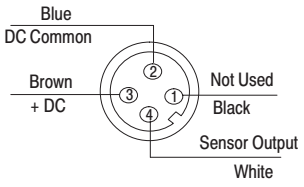

85

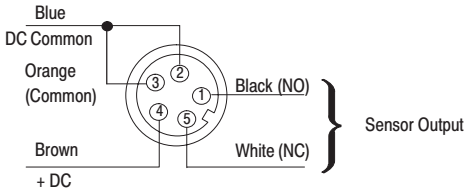

86

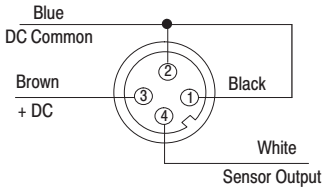

87

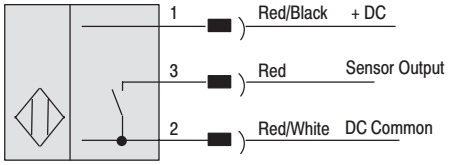

88

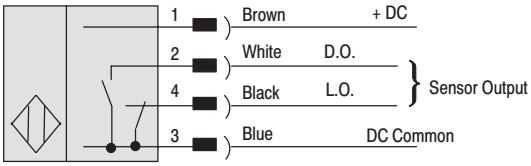

Note: NC = Normally Closed
NO = Normally Open
L.O. = Light Operate
D.O. = Dark Operate